


# VANDERBILT BASKETBALL




## VANDERBILT BASKETBALL



# COMMODORES



**Shelton Mitchell**  
G • 6-3 • 186 • Fr.  
Waxhaw, N.C.




**Luke Kornet**  
F • 7-0 • 240 • So.  
Lantana, Texas




**Wade Baldwin IV**  
G • 6-3 • 195 • Fr.  
Belle Mead, N.J.



**Matthew Fisher-Davis**  
G/F • 6-5 • 173 • Fr.  
Charlotte, N.C..



**Nathan Watkins**  
G • 6-5 • 195 • Fr.  
Brentwood, Tenn.




**Jeff Roberson**  
F • 6-6 • 206 • Fr.  
Houston, Texas



**Riley LaChance**  
G • 6-2 • 194 • Fr.  
Brookfield, Wis.




**Carter Josephs**  
G • 6-0 • 180 • Jr.  
San Antonio, Texas



**Damlian Jones**  
C • 6-10 • 248 • So.  
Baton Rouge, La.



**Shelby Moats**  
F • 6-8 • 221 • Sr.  
Waconia, Minn.



**James Slakam**  
F • 6-7 • 225 • Sr.  
Douala, Cameroon



**Josh Henderson**  
C • 6-11 • 240 • Sr.  
Roanoke, Va.



**Nolan Cressler**  
G • 6-4 • 204 • So.  
Pittsburgh, Pa.



**Kevin Stallings**  
Head Coach



**Adam Cohen**  
Assistant Coach



**Derrick Jones**  
Assistant Coach



**Tom Richardson**  
Assistant Coach



**Dan Cage**  
Director of Operations



# TABLE OF CONTENTS

## Media Information

Athletic Communications Staff.....	2
Credential, Interview and Blogging Policy..	3

## 2014-15 Commodores

Season Outlook.....	4-5
Quick Facts .....	6
Roster .....	7

## Player Information

Josh Henderson.....	8
Nolan Cressler.....	9
Damian Jones.....	9
Carter Josephs.....	10
Luke Kornet.....	10
Shelby Moats.....	11
James Siakam.....	12
Nathan Watkins.....	13
Wade Baldwin IV.....	13
Matthew Fisher-Davis.....	14
Riley LaChance.....	14
Shelton Mitchell.....	14
Jeff Roberson.....	14

## Game by Game Stats

Nolan Cressler.....	15
Josh Henderson.....	15
Damian Jones.....	16
Carter Josephs.....	16
Luke Kornet.....	16
Shelby Moats.....	16-17
James Siakam.....	17
Nathan Watkins.....	17

## Vanderbilt Coaching Staff

Head Coach Kevin Stallings.....	18-22
Adam Cohen.....	23
Derrick Jones.....	24
Tom Richardson.....	25
Support Staff.....	26-27

## University Administration

Chancellor Nicholas S. Zeppos.....	28
Athletics Director, David Williams II.....	29

## 2013-14 Season Review

2014-15 Preseason Notes.....	30
Departed Players.....	31
2013-14 Overall Statistics.....	33
2013-14 Results.....	34
2013-14 Game by Game Stats.....	35
Miscellaneous Statistics.....	36
2013-14 Recaps.....	37-47
2013-14 SEC Standings.....	48

## Vanderbilt Basketball History

Commodore Timeline.....	49-51
Postseason History.....	52-53
Vanderbilt Coaches.....	54
NCAA Boxscores.....	55-58
NCAA Teams.....	59-63
SEC Championship Teams.....	63-64
NIT Boxscores.....	65-69
NIT Teams.....	70-71
Honors and Awards.....	72-75
1,000 Point Scorers.....	76-78
Commodores in the Pros.....	79-82
Vanderbilt Lettermen.....	83-85
Lettermen by Jersey Number.....	86
Vanderbilt in the AP Poll.....	87
Vanderbilt vs. Ranked Opponents.....	88-89

## Vanderbilt Records

Scoring Marks.....	90-91
30-Plus Point/Game Scorers.....	92
Field Goal Shooting Marks.....	93
3-Point Field Goal Shooting Marks.....	94
Free Throw Shooting Marks.....	95
Rebounding Marks.....	96
Vanderbilt Assist Marks.....	97
Vanderbilt Steal & Block Marks.....	98
Single Game Scoring Marks.....	99
100-Point Games.....	99
List of Overtime Games.....	100
Margins of Victory & Defeat.....	100
Postseason Marks.....	101

## Memorial Gym Records

Memorial Gym Marks.....	102-103
-------------------------	---------

## Team Statistics and Records

All-Time Annual Team Statistics.....	104-105
Annual Team Records.....	106

Annual Year-by-Year Records.....	107-118
----------------------------------	---------

## Series Records

Series Records vs. All Opponents.....	119
Game by Game Results vs. Opponents.....	120-127
Vs. The Conferences.....	128-129

## Opponent Information

Non-Conference Opponents.....	130
SEC Opponents.....	131

## Composite Schedule

SEC Only Composite Schedule.....	132
----------------------------------	-----

## vucommodores.com

For more information on Vanderbilt athletics, please visit [vucommodores.com](http://vucommodores.com) for the latest in news, videos, blogs, statistics, and scores.

## Credits

### On The Covers

The 2014-15 Commodores. Designed by Vanderbilt Creative Services.

### Writing and Design

Andy Boggs and Vanderbilt Creative Services

### Contributors

Brandon Barca, Larry Leathers, Ryan Schulz, Rod Williamson, Brooks Cain

### Photography

Most of the images are the work of John Russell, Steve Green, and Joe Howell, Vanderbilt University Photographers. Other images were provided by the late Neil Brake, Paul S. Levy, David Coyle, Todd Drexler, Daniel DuBois, Steve Green, Carol Hamlett, Leslie Fisher, Don Jones, Mike Strasinger, and NBA/Getty Images.

### Special Thanks

Kent Herrod of Franklin Graphics



# MEDIA INFORMATION

## GameDay Media Policies

### Credentials

The Vanderbilt Athletic Communications office issues season media credentials to authorized full-time or specified representatives of media outlets who cover Vanderbilt basketball on a regular basis. Single-game credentials also will be available for media who cover the team less frequently, should space allow. Please e-mail credential requests to the attention of men's basketball contact, Andy Boggs.

### Credential Pick-Up

Credentials are available for pick-up at "Media Will Call" located near the playing floor at Memorial Gymnasium. Media wishing to access "Media Will Call" should enter the service tunnel located at the end of Lot 71 behind the outfield wall of Vanderbilt's Hawkins Field baseball stadium. Proceed through the tunnel until you arrive at the "Media Will Call" table. If enough advance notice is given, credentials can be mailed or sent via next-day carrier at the expense of the media organization making the request.

### Media Parking

Media parking is located inside the 25th Avenue parking garage located at the corner of 25th Avenue and Jess Neely Drive. After parking, please enter Memorial Gymnasium through the service tunnel entrance located at the end of Lot 71 behind the outfield wall of Vanderbilt's Hawkins Field baseball stadium. Vehicles parked in Lot 71 without the proper parking pass will be towed.

### Media Seating

Media covering Vanderbilt basketball games are seated at various locations inside Memorial Gymnasium. 1.) A select number of seats are available on the floor, usually reserved for Nashville beatwriters and radio crews from both schools. 2.) An additional 20 seats are available inside Suite 5 located on the northside concourse, reserved for media following the visiting team and Nashville radio and television media. 3.) More than 40 seats are available in the third-level pressbox for additional media seating needs.

### Media Workroom

Memorial Gymnasium's media workroom is located in the northeast corner of the facility, nearest the opponents' bench. This room will serve as a place for pregame meals as well as an area for the media to work after the game. The room is equipped with a wireless connection and data ports.

### General Communications Possibilities

Media sitting in any location inside Memorial Gymnasium have access to the Internet via wireless connection. If you do not have capabilities for such access, please contact Andy Boggs days prior to your arrival at Memorial Gymnasium. A select number of data lines are available.

### Postgame Interview Format

The Vanderbilt locker room is closed to media following the game. After a 10-minute cooling off period, Coach Stallings will hold a press conference in the postgame media interview room located near the pregame meal room in the southwest corner of Memorial Gym. After Coach Stallings, the opposing head coach will be brought to the interview room, followed by requested Vanderbilt players. Please make your player requests to the Vanderbilt Athletic Communications Office.

## Athletic Communications Staff



**Andy Boggs**  
MBB Contact/  
Assistant Director



**Brandon Barca**  
vucommodores.com



**Jerome Boettcher**  
Assistant Director



**David Dawson**  
Assistant Director



**Larry Leathers**  
Assistant Director



**Kyle Parkinson**  
Assistant Director



**Dana Reynolds**  
Social Media Coordinator



**Ryan Schulz**  
vucommodores.com



**Rod Williamson**  
Director of  
Communications

**Catharine Hilley**  
Communications  
Intern

### STAFF PHONE NUMBERS

OFFICE: (615) 322-4121 • FAX: (615) 343-7064 • PRESS ROW: (615) 320-0436

### SID CONTACT INFORMATION

Andy Boggs \_\_\_\_\_ 343-1847 (W) \_\_\_\_\_ andy.boggs@vanderbilt.edu  
Jerome Boettcher \_\_\_\_\_ 343-0019 (W) \_\_\_\_\_ jerome.boettcher@vanderbilt.edu  
David Dawson \_\_\_\_\_ 343-5823 (W) \_\_\_\_\_ david.dawson@vanderbilt.edu  
Larry Leathers \_\_\_\_\_ 343-6437 (W) \_\_\_\_\_ larry.leathers@vanderbilt.edu  
Kyle Parkinson \_\_\_\_\_ 343-0020 (W) \_\_\_\_\_ kyle.parkinson@vanderbilt.edu  
Ryan Schulz \_\_\_\_\_ 343-4396 (W) \_\_\_\_\_ ryan.schulz@vanderbilt.edu  
Rod Williamson \_\_\_\_\_ 322-4051 (W) \_\_\_\_\_ rod.williamson@vanderbilt.edu  
Catharine Hilley \_\_\_\_\_ 322-4121 (W) \_\_\_\_\_ catharine.hilley@vanderbilt.edu

### STAFF MAILING ADDRESSES

PO Box 129001  
Nashville, TN 37212

2601 Jess Neely Drive  
Nashville, TN 37212



# MEDIA INFORMATION

### Road Interview Policy

Vanderbilt's locker room will be closed to the media at road venues. Following a cooling off period, Coach Stallings and selected Commodore players will be available outside of the Vanderbilt locker room or in a formal postgame press conference at the discretion of the home SID.

### Radio

The Voice of the Commodores **Joe Fisher (17th season)** and former Vanderbilt player **Tim Thompson (14th season)** will have the call courtside for Vanderbilt.

For visiting radio crews, ISDN and telephone lines are provided. A limited number of telephone lines are available at the various media seating locations throughout the gymnasium.

## GENERAL MEDIA POLICIES

### Interviewing the Commodores

Please coordinate all requests for player and coach interviews through Vanderbilt men's basketball athletic communications director Andy Boggs at least 24 hours in advance. Media should not contact a player or coach directly.

### Practice Coverage

Vanderbilt players and coaches are available for interviews prior to practices on designated days. Practice schedules are sent via e-mail to media multiple times each week during the season to help facilitate coverage. Contact Andy Boggs if you wish to receive these updates. Player interviews typically begin 45 minutes before practice at Memorial Gymnasium. Interviews with Coach Kevin Stallings follow. Gameday walk-throughs are closed to the media at both Memorial Gymnasium and all road venues.

### Weekly Teleconference

The Southeastern Conference will conduct a men's basketball coaches teleconference once each week during the league schedule. The teleconferences take place on Mondays, starting Jan. 5, and conclude March 9. Please contact either the Vanderbilt or SEC Media Relations offices for the teleconference phone number.

### SCHEDULE (ALL TIMES CT)

<b>Kevin Stallings (Vanderbilt)</b> .....	<b>10 a.m.</b>
Billy Donovan (Florida) .....	10:07 a.m.
Frank Martin (South Carolina) .....	10:14 a.m.
Mark Fox (Georgia) .....	10:21 a.m.
Johnny Jones (LSU) .....	10:28 a.m.
John Calipari (Kentucky) .....	10:35 a.m.
Donnie Tyndall (Tennessee).....	10:42 a.m.
Mike Anderson (Arkansas) .....	10:49 a.m.
Anthony Grant (Alabama) .....	10:56 a.m.
Bruce Pearl (Auburn).....	11:03 a.m.
Andy Kennedy (Ole Miss).....	11:10 a.m.
Rick Ray (Miss. State).....	11:17 a.m.

### www.VUCommodores.com

The official web site of Vanderbilt Student Athletics has all of your information needs. Pregame notes, including updated statistics, can be easily downloaded in PDF format. Following each contest is a game summary, boxscore, and postgame notes and quotes.

### Photography

All photographers are restricted to the designated areas along the baseline opposite the home and visitor benches and must sign an affidavit agreeing to the SEC's new policy concerning photography. Strobe lights may not be installed in Memorial Gymnasium without permission from the Vanderbilt Athletic Communications office. When using photo images provided by the Vanderbilt Athletic Communications office, please credit: Vanderbilt Photography.

## BLOGGING POLICY

**The following is a set of guidelines that the Vanderbilt University Athletic Communications Office will use as a basis for issuing media credentials to independent online media representatives (bloggers). Overall, Vanderbilt University strives to work with individuals who adhere to professional standards, demonstrate transparency in their operations, and regularly produce quality content. While what follows shall serve as a guideline, they may be altered for certain events when necessary and are subject to regulations set forth by the Southeastern Conference and/or the NCAA.**

- Individuals associated with a web-only media outlet may apply for credentials on a game-by-game basis unless otherwise specified. Requests for credentials must be sent via e-mail, fax or in writing to the requested Athletic Communications Director and be received at least three (3) business days prior to the event. Request should include applicant's legal name, company or blog they are representing, a mailing address and website address.
- The Athletic Communications Office requires that a requesting outlet possess its own domain name (.com, .net, etc.) and will not accept requests from sites based on free services (blogspot, wordpress, etc.).
- First time applicants must submit traffic/subscriber data from an independent source in order to be considered. **Sites with fewer than 25,000 legitimate unique visitors per month are not eligible for football or men's basketball credentialing.** Sites with fewer than 7,500 legitimate unique visitors per month are not eligible for women's basketball credentialing.
- In the interest of protecting the Vanderbilt University fan base, we require that all applicants that give users ability to submit comments and/or place cookies on user's computers supply a privacy policy that describes in full how the data collected through such activities is used or disseminated.
- Athletic Communications seeks to perpetuate the program and sport being credentialled and therefore prefers to work with online media outlets with an established track record covering our school, our conference or the requested sport. In the request, please provide a short summary of previous relevant experience, if any.
- As a general guideline, we would like to work with outlets that have been in continuous operation for at least 3-6 months. Additionally, an average of 3-5 substantive postings per week is expected in season from applicant web sites.
- Obtaining media credentials is an opportunity to interview players and team officials for legitimate media purposes only. Bloggers who are granted access to the press box and other areas inside the venue are expected to act professionally and adhere to all SEC and NCAA-mandated media guidelines at all times.
- The standard of professionalism also extends to content posted on the requesting website, whether posted by the requester, user or other agent. Profanity, racial or sexual comments will not be tolerated from credentialled outlets.
- No credentials will be issued to individuals under the age of 18.
- Vanderbilt University reserves the right of its personnel to deny or revoke credentials without notice and an individual shall surrender their credential upon request for violating the policies and/or safety procedures of security personnel, Vanderbilt University, the Southeastern Conference, or the NCAA.



# SEASON OUTLOOK

*The 2014-15 edition of Vanderbilt basketball, the 16th under the Commodores' all-time winningest coach **Kevin Stallings**, promises to be one full of youth, extreme promise, and the maturation of one of the SEC's top big men in sophomore **Damian Jones**.*

This year's team, which will feature five freshmen competing for the three perimeter positions, will remind many of Vanderbilt teams of old under Stallings - skilled and smart basketball players that can knock down open shots at a high clip. Coupled with Jones in the middle and Stallings' acumen of getting the most out of players with creative X's and O's, this year's team has the potential to play the successful and exciting basketball that Commodore fans have become used to seeing.

## Perimeter

New faces abound for the Commodores after the graduation of seniors Rod Odom and Kyle Fuller and the transfer of Dai-Jon Parker, with Coach Stallings relying on the services of five talented freshmen to take the reigns of the Vanderbilt backcourt.

New faces include guards **Shelton Mitchell**, **Riley LaChance**, and **Wade Baldwin IV**, and wings **Matthew Fisher-Davis** and **Jeff Roberson**. The Commodores' class of 2014 was ranked number 24 according to Rivals.com and all will get a chance to show their skills right away.

Skills are aplenty for this group, with the group giving Coach Stallings a variety of different pieces to surround 2014 SEC-All-Freshman Team member Damian Jones, who will man the post for the Commodores, and will remind fans of Vanderbilt's successful teams under Stallings. Hard nosed, skilled in the fundamentals, and extremely good shooting, from the perimeter and from the charity stripe, are characteristics of the class of 2014.

LaChance and Fisher-Davis are two of the best shooters entering college basketball in 2014, with LaChance converting on 48.6% of his attempts from three as a high school senior, while Fisher-Davis made 49.1% of his shots from three. Baldwin IV, is a combo guard who can play the one and the two and led his St. Joseph's High School team to a 30-2 overall record as a senior. Mitchell, at 6'3, is a physical point guard with excellent passing skills, ball-handling abilities, and body control, while Roberson is a 6'6 slashing athlete with an excellent shooting touch from beyond-the-arc.

LaChance, from Brookfield, Wisc., averaged 23.0 points and 2.6 assists and was named a unanimous first-team All-State by the Wisconsin Basketball Coaches Association and the Associated Press. He was voted the top point guard in the state of Wisconsin by Wisconsin Hoops, and was the Player of the Year for Waukesha County. He also finished his career at Brookfield Central as the school's all-time leading scorer with 1,643 points, the school's single-season scoring leader with 543 points, and the all-time leader in steals with 188. LaChance finished fourth on the school's all-time assist list with 267, and tied the school record for most points in a conference game in his senior season with 44 points.

Fisher-Davis played at Butler High School in Charlotte, N.C., and averaged 22 points, 13 rebounds, five assists, two steals and two blocks per game as a senior, and was named the SW4A Player of the Year and a member of the Charlotte Observer's All-Observer team. He was also named as an All-County and an All-District selection, and was invited to play in the Team USA vs. Team Florida Game, as well as the North Carolina East/West All-Star Game.

Mitchell, at 6'3, is a big, physical point guard who is an excellent slasher and creator and was ranked as the 15th-best point guard in the class of 2014 according to Scout.com. Although he was injured for most of his senior campaign at Oak Hill Academy, he spent three seasons playing for Cuthbertson High School in North Carolina prior to his transfer to Oak Hill, where he averaged 19.2 points, 4.6 rebounds, and 4.5 assists and scored over 1,400 points. Mitchell was named the NCPreps.com 2A Player of the Year in his junior season at Cuthbertson, and was named the Region Player of the Year in the spring of 2013 by the Charlotte Observer.

Roberson, an athletic 6'6 wing, averaged 20.1 points, 9.2 rebounds, 2.0 assists, and 1.5 steals per game in his senior season at the Kinkaid School in Houston, where he also departed as the school's all-time leading scorer. He was named a finalist for the Guy V. Lewis Award, which is given to the top high school player in the city of Houston. As a senior, Roberson shot 66.8% from the floor, 48% from three-point range, and 78% from the free throw line, and was a four-time All-Southwest Preparatory Conference selection and a member of the All-Greater Houston Team.



# SEASON OUTLOOK



*Sophomore Damian Jones, an All-SEC Freshman performer in 2013-14, is Vanderbilt's leading returning scorer.*

Baldwin IV is a 6'3 combo guard from New Jersey who played for St. Joseph Metuchen and captured a state championship his senior season with the Falcons. He led his St. Joseph's team to a 30-2 overall record and the Non-Public A New Jersey State Championship after averaging 15 points, 7.1 assists, 4.1 rebounds, and 2.6 steals as a senior. He compiled a record of 57-7 in his junior and senior seasons, and departed St. Joseph's with 1,727 career points and 104 three-point baskets. He was a first-team All-Middlesex County and first-team All-Area selection, as well as being named the Middlesex County Player of the Year. He was also named a second-team all-state selection.

Also in the backcourt is 6'0 junior guard **Carter Josephs**, who earned a scholarship over the summer. Josephs, from San Antonio, Texas, is a former walk-on who steadied the Commodore back court on several occasions last season when Vanderbilt was down to only two scholarship guards. He played in 20 games and started one and played significant minutes in the team's last six games, averaging 16.3 minutes per game. He made his first career start at Ole Miss, and helped the Commodores to a win at Auburn on February 22, playing 16 minutes and dishing out nine assists. He also played 20 minutes against number one Florida, where he grabbed a career-high three rebounds and also added two assists and a steal.

Junior walk-on wing **Nathan Watkins** also returns. He played in nine games, including five out of the last six, and averaged 2.3 points and 0.9 rebounds per game. He scored the first point of his career against Northeastern (1/4), and played a career-high 16 minutes in a win at Auburn (2/22), where he helped contribute to the win with seven points and three rebounds.

## Inside

The Commodores are anchored in the post by 6'10 sophomore **Damian Jones**, who was named to the SEC All-Freshman team a year ago. Jones played in all 31 games and started 28, and averaged 11.3 points, 5.7 rebounds, and 1.4 blocks per game. He scored in double-figures in 20 games, and scored a career-high 19 points on two occasions (Georgia State (11/12); at Missouri (2/19)). In his freshman campaign, he posted five double-doubles for the year and won SEC Freshman of the Week honors after averaging 16.5 points and 5.5 rebounds in games against Missouri and Auburn.

Backing up Jones is 6'11 redshirt senior **Josh Henderson**, who is returning from an ACL injury he suffered eight games into the 2013-14 season against Marshall. Henderson averaged 2.6 points and 2.9 rebounds per game and started in three games. He scored in double-figures in three contests and scored a season-high 12 points at Texas on Dec. 2.

At the power forward position, redshirt **James Siakam** returns after playing in all 31 games and starting 28 in 2013-14. Siakam, who has played 70 games in his Vanderbilt career heading into 2014-15, averaged 7.2 points and 5.3 rebounds per game as a junior. He shot 58.9% from the floor, which led the team and was second on the team in rebounds. He posted six games in double figures and had three double-doubles on the season, with two coming against Texas A&M. In the Commodores' two wins over the Aggies last season, he was also a combined 22-27 from the free throw line.

Also returning at the four position is sophomore **Luke Kornet**, a 7'0 forward who played in 30 games as a true freshman and averaged 4.0 points and 2.3 rebounds per game, and senior **Shelby Moats**, a 6'8 forward who averaged 1.5 points and 0.4 rebounds per game. Kornet, the son of Frank Kornet, a former Vanderbilt basketball standout of his own from 1986-89, has added 20 pounds to his frame heading into his sophomore campaign and will continue to stretch defenses with his ability to knock down three-point shots. Kornet may also see time at the five position. Moats, who graduated with his undergraduate degree in Economics in May of 2014 and is working towards his master's degree, is a three-point threat at the four position and can provide energy and a rebounding presence in the paint.



# 2014-15 QUICK FACTS

## Quick Facts

Location.....	Nashville, Tenn.
Founded.....	1873
Conference.....	Southeastern (East)
Enrollment.....	6,738
Nickname.....	Commodores
Colors.....	Black and Gold
Home Arena.....	Memorial Gymnasium (14,316)
Chancellor.....	Nicholas Zeppos
Vice Chancellor.....	David Williams II
Faculty Rep.....	Richard McCarty

## Basketball Staff

Head Coach.....	Kevin Stallings
Record Overall.....	415-255 (21)
Record at Vanderbilt.....	292-192 (15)
Assistant Coaches.....	Adam Cohen, Derrick Jones, Tom Richardson
Director of Operations.....	Dan Cage
Director of Video Operations.....	Julian Terrell
Athletic Trainer.....	Shannon Gordon
Academic Counselor.....	Neal Clark
Administrative Assistant.....	Debbie Green
Strength and Conditioning Coach.....	Garry Christopher
Office Number.....	(615) 322-6530

## Athletic Communications

Men's Basketball SID.....	Andy Boggs
Media Relations Address.....	2601 Jess Neely Dr. Nashville, TN 37212
Office Phone.....	(615) 343-1847
Office Fax.....	(615) 343-7064
E-Mail.....	Andy.Boggs@Vanderbilt.edu
Memorial Gym Press Row.....	(615) 320-0436
Internet Site.....	www.VUCommodores.com
Twitter Feed.....	@VandyMBB

## History

Overall record.....	1,531-1,078
NCAA Tournament Appearances.....	13
Tournament Record.....	10-14 (.416)
Total Tournament Games.....	24
Last Appearance.....	2012; Lost to Wisconsin in the Third Round of East Regional
Best Finishes at NCAA's.....	Elite 8 (1965: field of 23) Sweet 16 (1988, 1993: field of 64; 2004, 2007: field of 65)
NIT Appearances.....	11 (1983, 1987, 1990, 1992, 1994 1996, 1998, 2000, 2002, 2005, 2006)
NIT Record.....	18-11 (.621)
Total NIT Games.....	29
Last Appearance.....	2006; Lost at Notre Dame in First Round
Best Finishes at NIT.....	Champion (1990); Runner-Up (1994)

## Team Information

2013-14 Record.....	15-16
SEC Record/Finish.....	7-11/11th
Home Record.....	10-6
Away Record.....	3-8
Neutral Record.....	2-2
Postseason.....	NA
Final AP Ranking.....	NA
Starters Returning/Lost.....	3/2
Letterwinners Returning/Lost.....	7/4
Newcomers.....	6

## Returning Players (2013-14 averages)

Name	P	Ht	Wt	CL	Pts	Rebs	A/B/S
Damian Jones	C	6'10	240	So.	11.3	5.7	1.4b
James Siakam	F	6'7	225	Sr.	7.2	5.3	1.3b
Josh Henderson	C	6'11	240	Sr.	6.6	4.3	0.6b
Luke Kornet	F/C	7'0	235	So.	4.0	2.3	0.8a
Nathan Watkins	G	6'5	195	Jr.	2.3	0.9	0.0a
Shelby Moats	F	6'8	221	Sr.	1.5	1.6	0.3a
Carter Josephs	G	6'0	180	Jr.	0.0	1.0	1.1a

## Letterwinners Lost

Name	P	Ht	Wt	CL	Pts	Rebs	A/B/S
Rod Odom	F	6'9	215	Sr.	13.6	5.2	1.2a
Kyle Fuller	G	6'1	188	Sr.	11.0	3.7	4.2a
Rob Cross	G	6'0	195	Sr.	0.0	1.0	0.5a
Dai-Jon Parker	G	6'3	190	Sr.	8.3	4.4	3.2a

## Newcomers

Names	Ht	Wt	Hometown	Previous School
Wade Baldwin IV	6'3	195	Belle Mead, N.J.	St. Joseph
Nolan Cressler	6'4	204	Pittsburgh, Pa.	Cornell University
Matthew Fisher-Davis	6'5	173	Charlotte, N.C.	Charlotte Christian
Riley LaChance	6'2	194	Brookfield, Wis.	Brookfield Central
Shelton Mitchell	6'3	186	Waxhaven, N.C.	Oak Hill Academy
Jeff Roberson	6'6	206	Houston, Texas	The Kinkaid School





# 2014-15 ROSTER

## 2014-15 Roster

No.	Name	Pos.	Ht.	Wt.	Cl.-Yr	Hometown (Previous School)
0	Shelton Mitchell	G	6-3	186	Fr. - 1st	Waxhaw, N.C. (Oak Hill Academy)
3	Luke Kornet	F	7-0	240	So. - 2nd	Lantana, Texas (Liberty Christian)
4	Wade Baldwin IV	G	6-3	195	Fr. - 1st	Belle Mead, N.J. (St. Joseph)
5	Matthew Fisher-Davis	G	6-5	173	Fr. - 1st	Charlotte, N.C. (Butler)
10	Nathan Watkins	G	6-5	195	Jr.-3rd	Brentwood, Tenn. (Ensworth School)
11	Jeff Roberson	F	6-6	206	Fr.-1st	Houston, Texas (The Kinkaid School)
13	Riley LaChance	G	6-2	194	Fr.-1st	Brookfield, Wis. (Brookfield Central)
14	Carter Josephs	G	6-0	180	Jr.-3rd	San Antonio, Texas (Tom C. Clark)
30	Damian Jones	F/C	6-10	248	So.-2nd	Baton Rouge, La. (Scotlandville Magnet)
34	Shelby Moats	F	6-8	221	Sr.-4th	Waconia, Minn. (Waconia)
35	James Siakam	F	6-7	225	R-Sr.-5th	Douala, Cameroon (Brehm Prep (Ill.))
40	Josh Henderson	C	6-11	240	R-Sr.-5th	Roanoke, Va. (Cave Spring)
42	Nolan Cressler	G	6-4	204	F-So.-3rd	Pittsburgh, Pa. (Cornell/Plum HS)

### COACHING STAFF

Head Coach..... **Kevin Stallings** (Purdue, 1982) - 16th  
Assistant Coach ..... **Adam Cohen** (Arizona, 2008) - 1st  
Assistant Coach ..... **Derrick Jones** (Samford, 2001) - 1st  
Assistant Coach ..... **Tom Richardson** (St. Xavier (Ill.), 1977) - 12th  
Director of Operations..... **Dan Cage** (Vanderbilt, 2007) - 5th  
Director of Video Operations.. **Julian Terrell** (Vanderbilt, 2006) - 2nd

### SUPPORT STAFF

Athletic Communications Dir. .... **Andy Boggs** (Florida State, 1998)  
Academic Support..... **Neal Clark** (Kentucky, 1992)  
Athletic Trainer..... **Shannon Gordon** (Indiana State, 1992)  
Strength and Conditioning ..... **Garry Christopher** (Baylor, 2009)

### PRONUNCIATION GUIDE

Jeff Roberson..... **ROE-ber-son**  
James Siakam..... **See-OCK-em**

### ROSTER BY CLASS

Seniors (3)  
**Josh Henderson** ..... Roanoke, Va.  
**Shelby Moats**..... Waconia, Minn.  
**James Siakam**..... Douala, Cameroon

Juniors (2)  
**Carter Josephs** ..... San Antonio, Texas  
**Nathan Watkins** ..... Nashville, Tenn.

Sophomores (3)  
**Damian Jones**..... Baton Rouge, La.  
**Luke Kornet**..... Lantana, Texas  
**Nolan Cressler** ..... Pittsburgh, Pa.

Freshman (5)  
**Wade Baldwin IV**..... Belle Mead, N.J.  
**Matthew Fisher-Davis** ..... Charlotte, N.C.  
**Riley LaChance** ..... Brookfield, Wisc.  
**Shelton Mitchell** ..... Waxhaw, N.C.  
**Jeff Roberson** ..... Houston, Texas



# PLAYER INFORMATION



## JOSH HENDERSON

# 40

R-Junior, Center  
6'11" 240 lbs.  
Roanoke, Va.  
Cave Spring HS

### HONORS

- 2011-12 SEC Academic Honor Roll
- 2013-14 SEC Academic Honor Roll

**GENERAL** ★ Signed in the spring of 2010 with the Commodores...6'11 center chose Vanderbilt over Virginia, Wake Forest, Davidson, Cincinnati, Maryland, and Penn State.

**2013-14 (JUNIOR)** ★ Played in eight games before injuring his left knee in a game against Marshall on December 5...Started in three games, and scored in double-figures in three contests...Scored season-high 12 points at Texas on Dec. 2.

**2012-13 (SOPHOMORE)** ★ Played in all 33 games and started 21...Averaged 5.4 points and 3.4 rebounds per game...Scored in double figures in seven games, including a career-high 13 points on three occasions - vs. Alabama A&M (12/15), at Tennessee (1/29), and at Kentucky (2/20)...Grabbed career-high seven rebounds vs. William & Mary (1/2)...Blocked career-high three shots vs. Arkansas (2/9) and South Carolina (3/9)...Dished out career-high three assists vs. William & Mary...Had career-best five free throws and seven free throw attempts at Auburn (3/2).

**2011-12 (FRESHMAN)** ★ Played in only eight games after suffering a

stress fracture in his right foot at the end of November...Averaged 2.6 points and 2.9 rebounds per game...Scored a career-high 10 points vs. Monmouth (11/25) - was 4-for-4 from the floor...Also posted a career-best five rebounds against Monmouth...Posted a career-high four assists vs. Bucknell (11/15).

**2010-11 (FRESHMAN)** ★ Redshirted the 2010-11 season.

**HIGH SCHOOL** ★ Averaged 20 points, 11 rebounds, four blocks, and four steals per game in his senior season at Cave Spring...His Knights' team won two district titles, two region titles, and two state titles, and captured the Holiday Hoopla tournament in 2010...Named the team's MVP for three years, and was the district, region, and state player of the year for two consecutive years...Was the Timesland Player of the Year...Named All-Roanoke Metro in 2009, and was the 2010 Associated Press Player of the Year...Set school record in career rebounds and blocks, and is second all-time in scoring...Member of the A-B Honor Roll.

**PERSONAL** ★ Joshua Henderson... Jan. 28, 1992... Son of David and Carol Henderson... Has one brother, Matthew (26), and one sister, Rebecca (24)... Graduated with degree in Economics in May, pursuing Master's Degree in Leadership & Organizational Performance... Advice to youngsters: "Find something you're good at and work your hardest to be the best you can, but have fun along the way."



### Henderson's Overall Statistics at Vanderbilt

Year	GP	GS	Min	Avg	FG	FGA	Pct	3FG	3FGA	Pct	FT	FTA	Pct	Off	Def	Tot	Avg	PF	FO	Ast	TO	Blk	Stl	Pts	Avg
2011-12	8	0	69	8.6	8	17	.471	0	0	.000	5	9	.556	12	11	23	2.9	15	0	5	5	0	1	21	2.6
2012-13	33	21	678	20.5	73	157	.465	0	1	.000	31	60	.517	47	66	113	3.4	75	1	27	49	29	18	177	5.4
2013-14	8	3	152	19.0	21	43	.488	0	0	.000	11	17	.647	14	20	34	4.3	16	0	3	6	3	5	53	6.6
<b>TOTAL</b>	<b>49</b>	<b>24</b>	<b>899</b>	<b>18.3</b>	<b>102</b>	<b>217</b>	<b>.470</b>	<b>0</b>	<b>1</b>	<b>.000</b>	<b>47</b>	<b>86</b>	<b>.547</b>	<b>73</b>	<b>97</b>	<b>170</b>	<b>3.5</b>	<b>106</b>	<b>1</b>	<b>35</b>	<b>60</b>	<b>32</b>	<b>24</b>	<b>251</b>	<b>5.1</b>

### Henderson's SEC Statistics at Vanderbilt

Year	GP	GS	Min	Avg	FG	FGA	Pct	3FG	3FGA	Pct	FT	FTA	Pct	Off	Def	Tot	Avg	PF	FO	Ast	TO	Blk	Stl	Pts	Avg
2012-13	18	10	359	19.9	47	91	.516	0	1	.000	17	32	.531	22	37	59	3.3	42	1	9	30	17	8	111	6.2
<b>TOTAL</b>	<b>18</b>	<b>10</b>	<b>359</b>	<b>19.9</b>	<b>47</b>	<b>91</b>	<b>.516</b>	<b>0</b>	<b>1</b>	<b>.000</b>	<b>17</b>	<b>32</b>	<b>.531</b>	<b>22</b>	<b>37</b>	<b>59</b>	<b>3.3</b>	<b>42</b>	<b>1</b>	<b>9</b>	<b>30</b>	<b>17</b>	<b>8</b>	<b>111</b>	<b>6.2</b>



# PLAYER INFORMATION



## NOLAN CRESSLER

# 42

RS Sophomore, Guard  
6'4" 204 lbs.  
Pittsburgh, Pa.  
Cornell/Plum HS

### Honors

- 2013-14 Honorable Mention All-Ivy League

**GENERAL** ★ 6'4 guard who transferred to Vanderbilt from Cornell in the summer of 2014... Averaged 16.8 points, 4.2 rebounds, and 1.6 assists in his sophomore season with the Big Red...Named an honorable-mention All-Ivy selection as a sophomore...Will have two years of eligibility remaining after sitting out the 2014-15 season.

**2013-14 (SOPHOMORE AT CORNELL)** ★ Led the team in scoring with 16.8 points per game with the Big Red...Also averaged 4.2 rebounds, and 1.6 assists per contest...Scored a career-high 34 points against Brown...His 469 points ranked 14th in a single season at Cornell, while his 68 3-pointers sits 11th... He shot 41 percent from the floor and 36 percent from 3-point range while adding 4.2 rebounds and 1.6 assists per contest...Reached double figures in scoring 22 times with eight 20-point games, including a career-high 34-point effort in an overtime loss to Brown...Scored 29 points with five rebounds at Yale, hitting all 10 of his free throw attempts...Also scored 27 points, including five 3-pointers, at MAC champion Western Michigan, and notched 25 points on 11-of-19 shooting vs. Siena, adding three rebounds and two assists...Opened the season with a bang, scoring a career-best 23 points in the season opener at Syracuse, including 20 in the first half.

**2013-14 (FRESHMAN AT CORNELL)** ★ A two-time Ivy League Rookie of the Week, Cressler closed his strong rookie campaign by ranking fourth on the team in scoring (9.3 ppg.), third in rebounding (3.7 rpg.) and first in 3-pointers made (54) and 3-point percentage (.403)...Saw action in all 31 contests with 12 starts and finished his freshman season shooting .427 from the floor in 21.1 minutes per game...In Ivy League play, he averaged 11.1 points, 4.4 rebounds and 0.9 assists while making two 3-pointers per game while shooting 48 percent from the floor...Scored in double figures 14 times overall, including five of his final six games of the year. In those six games, he averaged 15.0 points and netted a career-high 22 points against both Penn and Brown...Exploded onto the scene in collegiate debut with 20 points, including 6-of-8 shooting from 3-point range, in just 18 minutes in the win over Western Michigan

**HIGH SCHOOL** ★ A second-team all-state selection as a senior at Plum HS, he was a two-time first-team all-section pick...Became the school's career scoring leader in his final season (1,565 points) and was named the Pittsburgh Post Gazette's East Player of the Year and the WPIAL AAAA Player of the Year...Averaged 25.8 points and 8.8 rebounds per game in his final season, a year after averaging 25.5 points and 7.6 rebounds as a junior...Member of the Post Gazette's Fab Five team, he was selected to play in both the Roundball Classic and AK Valley Cager Classic All-Star games, setting the single-game scoring record at the latter (38 points)... Also earned a spot on the Pittsburgh Tribune's Terrific 10 squad and helped lead his squad to a sectional title as a sophomore.

**PERSONAL** ★ Nolan Abram Cressler...May 26, 1994...Son of John and Kerrie Cressler...Undecided in major...Has one brother, Andrew (24)...Chose Vanderbilt over Pittsburgh, Notre Dame, Michigan, Rutgers, and Dayton...Recipient of the Roy Skinner Men's Basketball Scholarship... Advice to youngsters: "It doesn't matter where you came from, it's what you aspire to be. Start with a goal and work towards that every day."



## DAMIAN JONES

# 30

Sophomore, Center  
6'10" 240 lbs.  
Baton Rouge, La.  
Scotlandville Magnet HS

### Honors

- 2013-14 2nd Team All-SEC

**GENERAL** ★ Averaged 11.3 points per game and led the team with 5.7 rebounds per contest, was named to the SEC All-Freshman Team by the league's coaches...Chose the Commodores over LSU, Oklahoma, Oklahoma State, Duke, Syracuse, Kansas, Stanford, Florida, and Alabama.

**2013-14 (FRESHMAN)** ★ Played in all 31 games and started 28...Averaged 11.3 points, 5.7 rebounds, and 1.4 blocks per game...Named to the SEC's All-Freshman Team...Scored in double-figures in 20 games, and scored a career-high 19 points on two occasions (Georgia State (11/12); at Missouri (2/19))...Posted five double-doubles for the year...Won SEC Freshman of the Week honors after averaging 16.5 points and 5.5 rebounds in games against Missouri and Auburn...Grabbed a career-high 13 rebounds against Texas A&M (2/15)...Attempted a career-high 10 free throws vs. Ole Miss (1/22) and at Auburn (2/22)...Played a career-high 41 minutes against Texas A&M (2/15)...Blocked a career-high seven blocks at South Carolina (2/13), which also tied a school record for blocks in a game held by Will Perdue (vs. East Carolina, 12/28/87) and Festus Ezeli (at Georgia, 2/16/11)...Scored 16 points at Alabama (1/7) in SEC opener and his first career double-double with 18 points and 11 rebounds vs. Kentucky (1/11).

**HIGH SCHOOL** ★ Averaged 15.4 points, 8.0 rebounds, 4.0 blocks, and 2.0 assists in his senior season at Scotlandville Magnet...His Scotlandville teams won back-to-back state championships in his junior and senior seasons, and he was named Louisiana's 5A Player of the Year as a senior...Scotlandville also captured four district championships...Was a member of the A Honor Roll.

**PERSONAL** ★ Damian William Jones...June 30, 1995...Son of David and Dana Jones...Has two brothers, Darian (15) and Darryl (13)...Plans to major in Engineering Science...Advice to youngsters: "Do your best in what you put most of your interest in."

### Cressler's Overall Statistics (Cornell)

Year	GP	GS	Min	Avg	FG	FGA	Pct	3FG	3FGA	Pct	FT	FTA	Pct	Off	Def	Tot	Avg	PF	FO	Ast	TO	Blk	Stl	Pts	Avg
2012-13	31	12	717	23.1	99	232	.427	54	134	.403	36	47	.766	29	87	116	3.7	54	0	24	31	1	19	288	9.3
2013-14	28	28	912	32.6	169	411	.411	68	187	.364	63	81	.778	20	98	118	4.2	78	3	45	59	2	14	469	16.8
<b>TOTAL</b>	<b>59</b>	<b>40</b>	<b>1629</b>	<b>27.6</b>	<b>268</b>	<b>643</b>	<b>.417</b>	<b>122</b>	<b>321</b>	<b>.380</b>	<b>99</b>	<b>128</b>	<b>.773</b>	<b>49</b>	<b>185</b>	<b>234</b>	<b>3.9</b>	<b>132</b>	<b>3</b>	<b>69</b>	<b>90</b>	<b>3</b>	<b>33</b>	<b>757</b>	<b>12.8</b>

### Jones' Overall Statistics at Vanderbilt

Year	GP	GS	Min	Avg	FG	FGA	Pct	3FG	3FGA	Pct	FT	FTA	Pct	Off	Def	Tot	Avg	PF	FO	Ast	TO	Blk	Stl	Pts	Avg
2013-14	31	28	803	25.9	138	254	.543	0	0	.000	73	134	.545	57	119	176	5.7	104	3	7	56	43	9	349	11.3
<b>TOTAL</b>	<b>31</b>	<b>28</b>	<b>803</b>	<b>25.9</b>	<b>138</b>	<b>254</b>	<b>.543</b>	<b>0</b>	<b>0</b>	<b>.000</b>	<b>73</b>	<b>134</b>	<b>.545</b>	<b>57</b>	<b>119</b>	<b>176</b>	<b>5.7</b>	<b>104</b>	<b>3</b>	<b>7</b>	<b>56</b>	<b>43</b>	<b>9</b>	<b>349</b>	<b>11.3</b>

### Jones' SEC Statistics at Vanderbilt

Year	GP	GS	Min	Avg	FG	FGA	Pct	3FG	3FGA	Pct	FT	FTA	Pct	Off	Def	Tot	Avg	PF	FO	Ast	TO	Blk	Stl	Pts	Avg
2013-14	18	18	525	29.2	82	160	.513	0	0	.000	46	77	.597	38	79	117	6.5	67	2	5	37	26	7	210	11.7
<b>TOTAL</b>	<b>18</b>	<b>18</b>	<b>525</b>	<b>29.2</b>	<b>82</b>	<b>160</b>	<b>.513</b>	<b>0</b>	<b>0</b>	<b>.000</b>	<b>46</b>	<b>77</b>	<b>.597</b>	<b>38</b>	<b>79</b>	<b>117</b>	<b>6.5</b>	<b>67</b>	<b>2</b>	<b>5</b>	<b>37</b>	<b>26</b>	<b>7</b>	<b>210</b>	<b>11.7</b>



# PLAYER INFORMATION



## CARTER JOSEPHS

# 14

Junior, Guard  
6'0" 180 lbs.  
San Antonio, Texas  
Tom C. Clark HS

### Honors

- 2013-14 SEC Academic Honor Roll

**GENERAL** ★ Walk-on guard from San Antonio, Texas, who earned a scholarship in September of 2014 for his outstanding contribution to the Commodore program...Played at Tom C. Clark High School...Played in 20 games as a sophomore in 2013-14.

**2013-14 (SOPHOMORE)** ★ Played in 20 games and started one...Did not score in 2013-14, but averaged 1.1 assists and 0.3 rebounds per game... Played significant minutes in the team's last six games, averaging 16.3 minutes per game...Made first career start at Ole Miss...Helped the Commodores to a win at Auburn on February 22, playing 16 minutes and dishing out nine assists...Played 20 minutes against number one Florida, where he grabbed a career-high three rebounds and also adding two assists and a steal.

**2012-13 (FRESHMAN)** ★ Played in six games, and scored the first two points of his career with a lay-up at Mississippi State (2/23).

**HIGH SCHOOL** ★ Was his team's captain and defensive MVP in 2011-12, where he averaged 7.8 points, 5.2 assists, and 3.7 rebounds per game... His Clark High School team was a regional quarterfinalist in 2010-11 and a regional finalist in 2011-12, while also making the state quarterfinals in his senior year...Academically, he was a member of the National Honor Society and the Spanish National Honor Society, and was a National Achievement Scholar Semifinalist, and won the Clark Principal's Award from 2009-12.

**PERSONAL** ★ Carter Josephs... August 26, 1994... Son of Paul and Sharon Josephs... Has one brother, Nathan (16)...Majoring in Computer Science and Economics... Advice to youngsters: "Work harder than everyone else."



## LUKE KORNET

# 3

Sophomore, Forward  
7'0" 235 lbs.  
Lantana, Texas  
Liberty Christian

### Honors

- 2013-14 SEC First-Year Academic Honor Roll

**GENERAL** ★ 7'0 forward who signed in the late signing period in 2013 with the Commodores...Grew seven inches in his senior season and then two more when he arrived on campus...son of Frank Kornet, a former Vanderbilt basketball standout of his own from 1986-89...Played in 30 games as a true freshman, averaged 4.0 points and 2.3 rebounds per game.

**2013-14 (FRESHMAN)** ★ Played in 30 games and started two...Averaged 4.0 points, 2.3 rebounds, and 0.8 assists per game...Scored in double-figures in three games...Tallied a career-high 13 points at Ole Miss (3/8)...Grabbed a career-high seven rebounds in back-to-back games - against Northeastern (1/4) and at Alabama (1/7)...Made a career-high three made three-pointers at Texas A&M in a win on Jan. 25...Made two or more threes in six games... Dished out three assists vs. Saint Louis (12/30) and at Ole Miss (3/8)... Blocked a career-high three shots at Georgia (1/29).

**HIGH SCHOOL** ★ Averaged 15.0 points, 8.0 rebounds, 3.0 blocks, and 3.0 steals at Liberty Christian School in Argyle, Texas...Team was a state finalist in 2013, and were District TAPPS 5A-1 Champions in 2013...Named to TAPPS 5A First Team All-State in 2012-13, and was an honorable all-state selection in 2011-12...Named to TAPPS 5A-1 First Team All-District team in 2011-12 and 2012-13...Denton Record Chronicle Defensive Player of the Area in 2012-13... Selected to the 2013 TAPPS State All-Tournament Team, and was also a member of the 2012 and 2013 Academic All-State Team.

**PERSONAL** ★ Luke Francis Kornet...July 15, 1995...Son of Frank and Tracy Kornet...Both parents attended Vanderbilt...Has one brother, John (22) and one sister, Nicole (20)...Majoring in Computer Science...Advice to youngsters: "Your life is a gift from God, so do everything possible to give back to Him."

### Josephs' Overall Statistics at Vanderbilt

Year	GP	GS	Min	Avg	FG	FGA	Pct	3FG	3FGA	Pct	FT	FTA	Pct	Off	Def	Tot	Avg	PF	FO	Ast	TO	Blk	Stl	Pts	Avg
2012-13	6	0	6	1.0	1	1	1.000	0	0	.000	0	0	.000	0	0	0	0.0	1	0	0	0	0	0	2	0.3
2013-14	20	1	160	8.0	0	1	.000	0	0	.000	0	1	.000	0	7	7	0.4	17	0	22	8	0	6	0	0.0
<b>TOTAL</b>	<b>26</b>	<b>1</b>	<b>166</b>	<b>6.4</b>	<b>1</b>	<b>2</b>	<b>.500</b>	<b>0</b>	<b>0</b>	<b>.000</b>	<b>0</b>	<b>1</b>	<b>.000</b>	<b>0</b>	<b>7</b>	<b>7</b>	<b>0.3</b>	<b>18</b>	<b>0</b>	<b>22</b>	<b>8</b>	<b>0</b>	<b>6</b>	<b>2</b>	<b>0.1</b>

### Josephs' SEC Statistics at Vanderbilt

Year	GP	GS	Min	Avg	FG	FGA	Pct	3FG	3FGA	Pct	FT	FTA	Pct	Off	Def	Tot	Avg	PF	FO	Ast	TO	Blk	Stl	Pts	Avg
2012-13	2	0	2	1.0	1	1	1.000	0	0	.000	0	0	.000	0	0	0	0.0	1	0	0	0	0	0	2	1.0
2013-14	14	1	127	9.1	0	1	.000	0	0	.000	0	0	.000	0	6	6	0.4	15	0	21	5	0	5	0	0.0
<b>TOTAL</b>	<b>16</b>	<b>1</b>	<b>129</b>	<b>8.1</b>	<b>1</b>	<b>2</b>	<b>.500</b>	<b>0</b>	<b>0</b>	<b>.000</b>	<b>0</b>	<b>0</b>	<b>.000</b>	<b>0</b>	<b>6</b>	<b>6</b>	<b>0.4</b>	<b>16</b>	<b>0</b>	<b>21</b>	<b>5</b>	<b>0</b>	<b>5</b>	<b>2</b>	<b>0.1</b>

### Kornet's Overall Statistics at Vanderbilt

Year	GP	GS	Min	Avg	FG	FGA	Pct	3FG	3FGA	Pct	FT	FTA	Pct	Off	Def	Tot	Avg	PF	FO	Ast	TO	Blk	Stl	Pts	Avg
2013-14	30	2	460	15.3	45	131	.344	21	89	.236	8	15	.533	19	49	68	2.3	34	0	23	21	17	9	119	4.0
<b>TOTAL</b>	<b>30</b>	<b>2</b>	<b>460</b>	<b>15.3</b>	<b>45</b>	<b>131</b>	<b>.344</b>	<b>21</b>	<b>89</b>	<b>.236</b>	<b>8</b>	<b>15</b>	<b>.533</b>	<b>19</b>	<b>49</b>	<b>68</b>	<b>2.3</b>	<b>34</b>	<b>0</b>	<b>23</b>	<b>21</b>	<b>17</b>	<b>9</b>	<b>119</b>	<b>4.0</b>

### Kornet's SEC Statistics at Vanderbilt

Year	GP	GS	Min	Avg	FG	FGA	Pct	3FG	3FGA	Pct	FT	FTA	Pct	Off	Def	Tot	Avg	PF	FO	Ast	TO	Blk	Stl	Pts	Avg
2013-14	18	1	279	15.5	24	78	.308	12	57	.211	4	9	.444	10	29	39	2.2	16	0	13	13	10	7	64	3.6
<b>TOTAL</b>	<b>18</b>	<b>1</b>	<b>279</b>	<b>15.5</b>	<b>24</b>	<b>78</b>	<b>.308</b>	<b>12</b>	<b>57</b>	<b>.211</b>	<b>4</b>	<b>9</b>	<b>.444</b>	<b>10</b>	<b>29</b>	<b>39</b>	<b>2.2</b>	<b>16</b>	<b>0</b>	<b>13</b>	<b>13</b>	<b>10</b>	<b>7</b>	<b>64</b>	<b>3.6</b>



# PLAYER INFORMATION



## SHELBY MOATS

# 34

Senior, Forward  
6'8" 221 lbs.  
Waconia, Minn.  
Waconia HS

### Honors

- 2013-14 SEC Academic Honor Roll
- 2014 CoSida Academic All-District 2
- 2012-13 SEC Academic Honor Roll
- 2011-12 SEC First-Year Academic Honor Roll

**GENERAL** ★ Powerfully-built power forward who has excellent shooting touch from beyond-the-arc...Made the SEC Academic Honor Roll in all three years, graduated with undergraduate degree in Economics in May of 2014, and will be enrolled in Owen School of Business Management this year.

**2013-14 (JUNIOR)** ★ Played in all 31 games and started one...Averaged 1.5 points and 1.6 rebounds...Named to 2014 CoSida Academic All-District 2 team...Scored season high eight points at Missouri (2/19) and tied a career-high with two made threes in the game against the Tigers...Played season-high 21 minutes vs. Florida...Grabbed season-high four rebounds vs. Austin Peay (12/17) and vs. Texas A&M (2/15).

**2012-13 (SOPHOMORE)** ★ Played in 31 games and made nine starts...Averaged 3.0 points and 2.9 rebounds...Best performance of the season came against Kentucky at Memorial Gym (1/10), when he posted career highs in points (9) and rebounds (10)...Made career-high two three's vs. Nicholls State

in the season opener (11/10)...Grabbed eight rebounds vs. Ole Miss (1/15).

**2011-12 (FRESHMAN)** ★ Played in 16 games and averaged 0.5 points and 0.9 rebounds per game...Scored a career-high five points in 12 minutes of action against Lafayette (12/21)...Played a season-high 13 minutes against Monmouth (11/25)...Grabbed a career high six rebounds against Monmouth to go along with three points.

**HIGH SCHOOL** ★ Four-year varsity letterwinner in basketball, two-year captain, and a two-year letterman in football...Averaged 22 points and 12 rebounds in his senior year at Waconia and ended his career with 1,772 points and 985 rebounds...His Waconia teams claimed three Wright County conference championships and the 2011 team finished third in Class 3A...Individually, Moats was a first-team All-State selection his senior season and was a Parade Third-Team All-American in 2011...Was a four-time all-conference member and a member of the all-state team two times.

**PERSONAL** ★ Shelby Adam Moats... Born June 12, 1992... Son of Scott and Sheryl Moats... Has a sister, Scotti (24)...Graduated with degree in Economics in May, pursuing Master's Degree in Finance... Chose the Commodores over Washington State and Northwestern...Advice to youngsters: "Work hard if you want to reach your goals."



### Moats' Overall Statistics at Vanderbilt

Year	GP	GS	Min	Avg	FG	FGA	Pct	3FG	3FGA	Pct	FT	FTA	Pct	Off	Def	Tot	Avg	PF	FO	Ast	TO	Blk	Stl	Pts	Avg
2011-12	16	0	65	4.1	3	13	.231	2	11	.182	0	1	.000	3	12	15	0.9	8	0	5	6	3	1	8	0.5
2012-13	31	9	514	16.6	35	89	.393	11	38	.289	13	30	.433	38	52	90	2.9	67	2	23	21	2	10	94	3.0
2013-14	31	1	332	10.7	17	45	.378	7	26	.269	5	9	.556	14	36	50	1.6	45	0	9	21	2	7	46	1.5
<b>TOTAL</b>	<b>78</b>	<b>10</b>	<b>911</b>	<b>11.7</b>	<b>55</b>	<b>147</b>	<b>.374</b>	<b>20</b>	<b>75</b>	<b>.267</b>	<b>18</b>	<b>40</b>	<b>.450</b>	<b>55</b>	<b>100</b>	<b>155</b>	<b>2.0</b>	<b>120</b>	<b>2</b>	<b>37</b>	<b>48</b>	<b>7</b>	<b>18</b>	<b>148</b>	<b>1.9</b>

### Moats' SEC Statistics at Vanderbilt

Year	GP	GS	Min	Avg	FG	FGA	Pct	3FG	3FGA	Pct	FT	FTA	Pct	Off	Def	Tot	Avg	PF	FO	Ast	TO	Blk	Stl	Pts	Avg
2011-12	7	0	16	2.3	0	2	.000	0	2	.000	0	0	.000	0	4	4	0.6	1	0	0	1	3	0	0	0.0
2012-13	16	5	241	15.1	18	37	.486	4	13	.308	3	10	.300	18	26	44	2.8	29	0	8	10	1	4	43	2.7
2013-14	18	0	200	11.1	10	26	.385	6	16	.375	5	6	.833	10	20	30	1.7	23	0	4	9	0	3	31	1.7
<b>TOTAL</b>	<b>41</b>	<b>5</b>	<b>457</b>	<b>11.1</b>	<b>28</b>	<b>65</b>	<b>.431</b>	<b>10</b>	<b>31</b>	<b>.323</b>	<b>8</b>	<b>16</b>	<b>.500</b>	<b>28</b>	<b>50</b>	<b>78</b>	<b>1.9</b>	<b>53</b>	<b>0</b>	<b>12</b>	<b>20</b>	<b>4</b>	<b>7</b>	<b>74</b>	<b>1.8</b>



# PLAYER INFORMATION



## JAMES SIAKAM

# 35

RS Senior, Forward  
6'7" 225 lbs.  
Douala, Cameroon  
Brehm Prep (Ill.)

**GENERAL** ★ Signed in the late period in 2010 with the Commodores, has played in 70 games in his Vanderbilt career.

**2013-14 (RS JUNIOR)** ★ Played in all 31 games and started 28...Averaged 7.2 points and 5.3 rebounds per game...Shot 58.9% from the floor, which led the team...Was second on the team in rebounds...Posted six games in double figures and had three double-doubles on the season, with two coming against Texas A&M...Scored a career-high 22 points and had 10 rebounds in win at Texas A&M (1/25) and had a 16-point, 10-rebound effort against the Aggies in Nashville (2/15)...In those two Commodore wins, he was also a combined 22-27 from the free throw line...Posted an 18-point, 13-rebound effort against Lipscomb (11/15)...His 13 rebounds was a new career-high...Also had 10 rebounds against Ole Miss in Nashville (1/22)...Posted new career-high in blocks with five at LSU (1/18).

**2012-13 (RS SOPHOMORE)** ★ Played in 26 games and made the first and only start of his career at Tennessee (1/29)...Scored a career-high eight points and grabbed career-high eight rebounds vs. Marist at Old Spice Classic (11/23)...Had seven rebounds at Arkansas (1/12) and at Mississippi State (2/23).

**2011-12 (RS FRESHMAN)** ★ Played in 13 games in his redshirt freshman campaign...Averaged 0.5 points and 0.2 rebounds...Scored two points vs. LSU (2/8) and at Ole Miss (2/16).

**2010-11 (FRESHMAN)** ★ Redshirted his freshman season.

**HIGH SCHOOL** ★ Averaged 18 points, 10 rebounds, and five blocks per game for his Brehm (Ill.) Prep team.

**PERSONAL** ★ James Bamba Siakam...Born May 23, 1992... Son of Tchamo and Victoire Siakam... Has three brothers, Boris, Christian, and Pascal and two sisters, Raissa and Vanessa... Major is Human and Organizational Development.. Chose the Commodores over Southern Illinois, Marquette, Illinois, Florida, Virginia, and UCLA...Advice to youngsters: "Work hard for whatever you want because nothing is free. Stay humble, and above all, put God first in any of your endeavors."



### Siakam's Overall Statistics at Vanderbilt

Year	GP	GS	Min	Avg	FG	FGA	Pct	3FG	3FGA	Pct	FT	FTA	Pct	Off	Def	Tot	Avg	PF	FO	Ast	TO	Blk	Stl	Pts	Avg
2011-12	13	0	25	1.9	2	5	.400	0	0	.000	2	4	.500	1	1	2	0.2	3	0	0	1	1	0	6	0.5
2012-13	26	1	229	8.8	19	40	.475	0	1	.000	15	30	.500	27	23	50	1.9	30	0	7	16	7	7	53	2.0
2013-14	31	28	748	24.1	76	129	.589	0	4	.000	70	101	.693	71	93	164	5.3	104	5	36	40	41	28	222	7.2
<b>TOTAL</b>	<b>70</b>	<b>29</b>	<b>1002</b>	<b>14.3</b>	<b>97</b>	<b>174</b>	<b>.557</b>	<b>0</b>	<b>5</b>	<b>.000</b>	<b>87</b>	<b>135</b>	<b>.644</b>	<b>99</b>	<b>117</b>	<b>216</b>	<b>3.1</b>	<b>137</b>	<b>5</b>	<b>43</b>	<b>57</b>	<b>49</b>	<b>35</b>	<b>281</b>	<b>4.0</b>

### Siakam's SEC Statistics at Vanderbilt

Year	GP	GS	Min	Avg	FG	FGA	Pct	3FG	3FGA	Pct	FT	FTA	Pct	Off	Def	Tot	Avg	PF	FO	Ast	TO	Blk	Stl	Pts	Avg
2011-12	6	0	9	1.5	2	2	1.000	0	0	.000	0	0	.000	1	1	2	0.3	3	0	0	0	0	0	4	0.7
2012-13	11	1	92	8.4	12	26	.462	0	1	.000	7	16	.438	13	12	25	2.3	11	0	3	6	3	3	31	2.8
2013-14	18	17	469	26.1	42	72	.583	0	2	.000	39	56	.696	45	56	101	5.6	63	4	20	25	29	15	123	6.8
<b>TOTAL</b>	<b>35</b>	<b>18</b>	<b>570</b>	<b>16.3</b>	<b>56</b>	<b>100</b>	<b>.560</b>	<b>0</b>	<b>3</b>	<b>.000</b>	<b>46</b>	<b>72</b>	<b>.639</b>	<b>59</b>	<b>69</b>	<b>128</b>	<b>3.7</b>	<b>77</b>	<b>4</b>	<b>23</b>	<b>31</b>	<b>32</b>	<b>18</b>	<b>158</b>	<b>4.5</b>



# PLAYER INFORMATION



## NATHAN WATKINS

# 10

Sophomore, Guard  
6'5" 195 lbs.  
Brentwood, Tenn.  
Ensworth School

**GENERAL** ★ Walk-on guard from Brentwood, Tenn., who played at Ensworth School in Nashville.

**2013-14 (SOPHOMORE)** ★ Played in nine games, including five out of the last six...Averaged 2.3 points and 0.9 rebounds per game...Scored the first point of his career against Northeastern (1/4)...Played a career-high 16 minutes in a win at Auburn (2/22), where he helped contribute to the win with seven points and three rebounds...Scored six points at Tennessee (3/1)...Grabbed four rebounds vs. Miss. State (3/12) in the SEC Tournament.

**2012-13 (FRESHMAN)** ★ Played in five games, did not score...Had one rebound in win over Alabama A&M.

**HIGH SCHOOL** ★ Averaged 13 points and five rebounds in his senior season at Ensworth, where he was team captain...In his junior and senior years, he was a part of two state and regional championship teams, and his Ensworth squad claimed the 2012 Naples Daily News Tournament Championship...Individually, he was named to the TSSAA State All-Tournament team and the Tennessee Prep Hoops All-Region team in his senior season, while also being named a finalist for the Moss-Oliver Award, an award the Nashville City Civitan Club presents annually to a girl and boy basketball player from a Nashville high school who excels in athletics, academics, school activities and community involvement.

**PERSONAL** ★ Nathan Paul Watkins... October 26, 1993... Son of Clint and Janice Watkins... Has one brother, Richmond (24), and two sisters, Misty (41) and Lacey (35)...Majoring in Medicine, Health, and Society... Advice to youngsters: "Never be satisfied with where you're at."



## WADE BALDWIN IV

# 4

Freshman, Guard  
6'3" 195 lbs.  
Belle Mead, N.J.  
St. Joseph

**GENERAL** ★ 6'3 guard from New Jersey who signed in the fall of 2013 with the Commodores...Slashing guard who played for St. Joseph Metuchen and captured a state championship his senior season with the Falcons.

**HIGH SCHOOL** ★ Led his St. Joseph's team to a 30-2 overall record and the Non-Public A New Jersey State Championship after averaging 15 points, 7.1 assists, 4.1 rebounds, and 2.6 steals...Compiled a record of 57-7 in his junior and senior seasons, and departed St. Joseph's with 1,727 career points and 104 three-point baskets...Was a first-team All-Middlesex County and first-team All-Area selection, as well as being named the Middlesex County Player of the Year. He was also named a second-team all-state selection.

**PERSONAL** ★ Wade Manson Baldwin IV...March 29, 1996...Son of Wade III and Monica...Plans to major in Business...Chose Vanderbilt over Connecticut, Virginia Tech, Florida State, Pittsburgh, and Minnesota...Recipient of the Southwood Family Men's Basketball Scholarship...Advice to youngsters: "Keep your head up and keep working because things can always get better."

### Watkins' Overall Statistics at Vanderbilt

Year	GP	GS	Min	Avg	FG	FGA	Pct	3FG	3FGA	Pct	FT	FTA	Pct	Off	Def	Tot	Avg	PF	FO	Ast	TO	Blk	Stl	Pts	Avg
2012-13	5	0	5	1.0	0	1	.000	0	1	.000	0	0	.000	0	1	1	0.2	0	0	0	2	0	1	0	0.0
<b>TOTAL</b>	<b>5</b>	<b>0</b>	<b>5</b>	<b>1.0</b>	<b>0</b>	<b>1</b>	<b>.000</b>	<b>0</b>	<b>1</b>	<b>.000</b>	<b>0</b>	<b>0</b>	<b>.000</b>	<b>0</b>	<b>1</b>	<b>1</b>	<b>0.2</b>	<b>0</b>	<b>0</b>	<b>0</b>	<b>2</b>	<b>0</b>	<b>1</b>	<b>0</b>	<b>0.0</b>

### Watkins' SEC Statistics at Vanderbilt

Year	GP	GS	Min	Avg	FG	FGA	Pct	3FG	3FGA	Pct	FT	FTA	Pct	Off	Def	Tot	Avg	PF	FO	Ast	TO	Blk	Stl	Pts	Avg
2012-13	2	0	2	1.0	0	1	.000	0	1	.000	0	0	.000	0	0	0	0.0	0	0	0	0	0	1	0	0.0
<b>TOTAL</b>	<b>2</b>	<b>0</b>	<b>2</b>	<b>1.0</b>	<b>0</b>	<b>1</b>	<b>.000</b>	<b>0</b>	<b>1</b>	<b>.000</b>	<b>0</b>	<b>0</b>	<b>.000</b>	<b>0</b>	<b>0</b>	<b>0</b>	<b>0.0</b>	<b>0</b>	<b>0</b>	<b>0</b>	<b>0</b>	<b>0</b>	<b>1</b>	<b>0</b>	<b>0.0</b>



# NEWCOMER INFORMATION



## MATTHEW FISHER-DAVIS

# 5

Freshman, Guard/Forward  
6'5" 173 lbs.  
Charlotte, N.C.  
Butler

**GENERAL** ★ 6'5 guard considered one of best shooters in 2014 class...Shot 67.5% from the floor, 49.1% from three, and 96% from the free throw line in his senior season.

**HIGH SCHOOL** ★ Played at Butler High School in Charlotte, N.C., and averaged 22 points, 13 rebounds, five assists, two steals and two blocks per game as a senior, and was named the SW4A Player of the Year and as a member of the Charlotte Observer's All-Observer team...Was also named as an All-County and an All-District selection, and was invited to play in the Team USA vs. Team Florida Game as well as the North Carolina East/West All-Star Game.

**PERSONAL** ★ James Matthew Fisher-Davis...June 15, 1996...Son of James and Carolyn Fisher-Davis...Has one brother Jacob (10) and one sister, Jaymee (20)...Undecided in major...Chose Vanderbilt over Texas, Georgia, Baylor, Kansas State, Virginia, Oklahoma State, Arkansas, Alabama, and Wake Forest...Recipient of the Jerry and Barbara Fridrich and Family Men's Basketball Scholarship...Advice to youngsters: "Sacrifice things that aren't as important as achieving your goals."



## SHELTON MITCHELL

# 0

Freshman, Guard  
6'3" 186 lbs.  
Waxhaw, N.C.  
Oak Hill Academy

**GENERAL** ★ 6'4 point guard who signed with Vanderbilt in the late signing period...Spent his senior season at Oak Hill Academy.

**HIGH SCHOOL** ★ Injured for most of his senior campaign at Oak Hill Academy...Spent three seasons playing for Cuthbertson High School, where he averaged 19.2 points, 4.6 rebounds, and 4.5 assists and scored over 1,400 points...Named the NCPreps.com 2A Player of the Year in his junior season at Cuthbertson, and was named the Region Player of the Year in the spring of 2013 by the Charlotte Observer.

**PERSONAL** ★ Shelton Mitchell...Son of Shelton and April Mitchell...Undecided in major at Vanderbilt...Has one sister, Alexis (25)...Chose Vanderbilt over Arizona, Connecticut, Wake Forest, North Carolina State, Oregon, Cal, and Missouri...Recipient of the Myer Family Men's Basketball Scholarship...Advice to youngsters: "Be confident."



## RILEY LACHANCE

# 13

Freshman, Guard  
6'2" 194 lbs.  
Brookfield, Wis.  
Brookfield Central

**GENERAL** ★ 6'2 guard who lead his Brookfield Central High School team in Wisconsin to a 24-1 record as a senior when he averaged 23.0 points and 2.6 assists per game...Left Brookfield as the school's all-time leading scorer (1,643 points).

**HIGH SCHOOL** ★ Averaged 23.0 points and 2.6 assists and was named a unanimous first-team All-State by the Wisconsin Basketball Coaches Association and the Associated Press...Was voted the top point guard in the state of Wisconsin by Wisconsin Hoops, and was the Player of the Year for Waukesha County...Finished his career at Brookfield Central as the school's all-time leading scorer with 1,643 points, the school's single-season scoring leader with 543 points, and the all-time leader in steals with 188...Also finished fourth on the school's all-time assist list with 267, and tied the school record for most points in a conference game in his senior season with 44 points...In his senior season, LaChance shot 50.8% from the floor, 48.6% from three, and 81.5% from the free-throw line.

**PERSONAL** ★ Riley Jacob LaChance...March 31, 1996...Son of Tom and Linda LaChance...Has two sisters, Abbie (14) and Emme (10)...Major is Human and Organizational Development...Chose Vanderbilt over Minnesota, Iowa, Creighton, Baylor, Butler, Xavier, San Diego, Missouri, and Ole Miss...Recipient of the John, Rick, and Wayne Sutton Memorial Men's Basketball Scholarship...Advice to youngsters: "Make the most of the relationships and memories you have with your family. You never know how long you have with them."



## JEFF ROBERSION

# 11

Freshman, Forward  
6'6" 206 lbs.  
Houston, Texas  
The Kinkaid School

**GENERAL** ★ Athletic 6'6 forward who signed with the Commodores in the late signing period...Left The Kinkaid School as the school's all-time leading scorer with 1,743 points.

**HIGH SCHOOL** ★ Averaged 20.1 points, 9.2 rebounds, 2.0 assists, and 1.5 steals per game in his senior season at the Kinkaid School in Houston...Named a finalist for the Guy V. Lewis Award, which is given to the top high school player in the city of Houston...As a senior, Roberson shot 66.8% from the floor, 48% from three-point range, and 78% from the free throw line...Was a four-time All-Southwest Preparatory Conference selection and a member of the All-Greater Houston Team.

**PERSONAL** ★ Jeffrey Lynn Roberson, Jr...August 20, 1996...Son of Jeffrey Sr. and Pamela Roberson...Undecided in major at Vanderbilt...Has two brothers, Jonathan (25) and Jeremy (13)...Chose Vanderbilt over Georgia Tech, Saint Louis, and Harvard...Recipient of the Black and Gold Society Scholarship...Advice to youngsters: "Enjoy life, it goes by so fast."





# PLAYER INFORMATION

## NOLAN CRESSLER CAREER GBG

2013-14 (Sophomore at Cornell)

Date	Opponent	M	FG-A	3P-A	FT-A	Reb	PF	A	T	B	S	PTS
N8	@Syracuse*	35	8-16	3-10	4-5	5	3	3	4	0	1	23
N10	Loyola (Md)*	30	5-13	1-6	3-3	5	3	2	3	0	0	14
N13	Binghamton*	27	7-16	4-10	1-2	3	2	1	0	0	0	19
N15	@Louisville*	27	4-17	0-5	2-2	8	3	1	3	0	0	10
N20	@Colgate*	26	8-18	2-6	1-2	4	2	0	1	0	1	19
N22	Siena*	32	11-19	3-7	0-2	3	4	2	1	0	0	25
N25	Radford*	31	4-16	1-4	0-0	4	0	3	1	0	0	9
N29	@Western Michigan*	37	10-20	5-13	2-3	1	5	1	3	0	0	27
D1	@Notre Dame*	34	6-15	2-5	3-4	9	3	1	0	0	0	17
D7	Saint Francis*	35	4-16	0-6	0-0	7	4	2	1	0	0	8
D22	@Stony Brook*	30	3-10	0-5	2-2	5	3	3	3	1	2	8
D28	@Saint Peter's*	32	8-18	5-10	0-1	4	4	0	2	1	2	21
J4	@St. Bonaventure*	32	8-16	2-8	1-1	5	1	1	3	0	1	19
J11	Oberlin*	28	5-9	2-4	0-0	5	1	4	1	0	0	12
J18	@Columbia*	29	3-10	2-4	3-5	3	5	1	2	0	0	11
J25	Columbia*	35	3-11	0-5	0-0	6	5	4	1	0	0	6
J31	@Brown*	35	6-15	1-6	3-4	1	0	0	2	0	0	16
F1	@Yale*	39	8-16	3-6	10-10	5	4	2	4	0	2	29
F7	@Penn*	37	8-19	4-9	2-2	5	2	1	3	0	0	22
F8	@Princeton*	26	4-10	2-4	4-4	2	3	0	2	0	0	14
F14	Dartmouth*	37	6-12	3-5	2-3	5	3	1	1	0	1	17
F15	Harvard*	34	6-13	5-7	0-0	3	2	1	1	0	1	17
F21	Yale*	32	4-15	3-8	0-0	2	4	2	3	0	0	11
F22	Brown*	37	9-19	6-9	10-14	5	4	1	2	0	0	34
F28	@Harvard*	33	3-9	1-4	1-1	3	1	2	3	0	2	8
M1	@Dartmouth*	34	3-7	1-5	2-2	2	3	3	3	0	0	9
M7	Princeton*	32	5-14	2-7	4-4	3	4	2	4	0	1	16
M8	Penn*	36	10-22	5-9	3-5	5	0	1	2	0	0	28

2012-13 (Freshman at Cornell)

Date	Opponent	M	FG-A	3P-A	FT-A	Reb	PF	A	T	B	S	PTS
N10	Western Michigan	18	7-12	6-8	0-0	2	4	1	0	1	1	20
N14	St. Bonaventure	14	0-4	0-1	2-2	2	2	0	0	0	0	2
N16	Saint Peter's	18	3-5	2-3	2-2	3	3	0	1	0	0	10
N18	@Wisconsin	18	2-8	0-2	1-3	3	0	0	0	0	0	5
N20	@Arizona State	22	2-7	2-4	0-0	6	2	1	1	0	0	6
N23	vs. Presbyterian*	19	5-10	3-6	1-2	5	2	2	1	0	0	14
N24	vs. Longwood*	24	4-7	2-4	2-2	4	3	3	1	0	0	12
N28	Stony Brook*	26	3-9	2-7	1-2	2	2	2	3	0	3	9
D1	Colgate*	29	0-8	0-5	3-4	5	1	0	3	0	1	3
D17	@Vanderbilt*	17	1-6	0-3	0-0	3	1	0	1	0	0	2
D19	@Duke*	12	1-5	0-1	4-4	1	1	0	1	0	0	6
D22	@Boston U.*	10	0-3	0-2	0-0	1	0	0	0	0	0	0
D28	@Saint Francis	11	2-3	0-1	0-0	2	1	0	0	0	0	4
D30	@Binghamton	33	4-13	4-9	2-2	7	2	0	1	0	3	14
J2	Bucknell	17	0-4	0-3	0-0	0	2	0	0	0	1	0
J6	@American	18	4-6	2-3	1-1	5	3	0	3	0	2	11
J12	Old Westbury	22	6-7	3-3	0-0	3	1	3	4	0	2	15
J19	Columbia	32	4-8	3-5	0-0	4	1	2	0	0	0	11
J26	@Columbia	29	2-4	1-3	0-0	4	1	1	1	0	0	5
F1	@Princeton	22	1-5	1-2	2-2	4	4	2	1	0	0	5
F2	@Penn	26	3-8	1-6	0-0	3	1	1	1	0	0	7
F8	Harvard	21	3-4	2-3	0-0	4	2	0	3	0	1	8
F10	Dartmouth	24	5-6	2-3	2-2	5	1	2	2	0	2	14
F15	@Yale	22	2-6	2-4	0-0	4	0	1	0	0	0	6
F16	@Brown	20	3-6	1-3	2-3	3	2	2	1	0	1	9
F22	Penn*	34	6-10	3-7	7-10	4	1	0	0	0	0	22
F23	Princeton*	21	0-3	0-1	1-2	3	2	1	0	0	0	1
M1	Brown*	33	9-15	3-9	1-1	2	0	0	0	0	0	22
M2	Yale	35	7-14	4-10	1-2	6	3	0	1	0	0	19
M8	@Dartmouth*	34	5-12	3-6	1-1	7	4	0	0	0	1	14
M9	@Harvard*	36	5-14	2-7	0-0	9	2	0	2	0	1	12

## JOSH HENDERSON CAREER GBG

2013-14 (RS Junior)

Date	Opponent	M	FG-A	3P-A	FT-A	Reb	PF	A	T	B	S	PTS
N12	Georgia State*	16	3-4	0-0	0-0	1	1	1	0	0	0	6
N15	Lipscomb*	20	0-2	0-0	1-2	4	2	1	1	0	0	1
N19	@Butler*	19	2-6	0-0	0-0	6	2	0	0	1	0	4
N22	vs. Providence	26	5-9	0-0	1-1	7	4	1	2	2	0	11
N23	vs. Morgan State	19	3-9	0-0	2-4	5	2	0	0	0	2	8
N25	vs. Loyola Marymount	28	3-5	0-0	5-8	6	2	0	1	0	0	11
D2	@Texas	21	5-8	0-0	2-2	3	3	0	1	0	3	12
D5	Marshall	3	0-0	0-0	0-0	2	0	0	1	0	0	0

2012-13 (RS Sophomore)

Date	Opponent	M	FG-A	3P-A	FT-A	Reb	PF	A	T	B	S	PTS
N10	Nicholls State	13	1-3	0-0	1-2	2	0	0	0	0	0	3
N16	@Oregon	21	0-0	0-0	3-4	5	4	2	2	0	1	3
N22	Davidson	22	2-5	0-0	0-0	3	2	0	1	1	0	4
N23	Marist*	22	2-8	0-0	0-0	4	1	0	0	1	1	4
N25	UTEP*	17	2-4	0-0	1-2	1	3	0	1	0	2	5
D1	Villanova*	11	0-0	0-0	1-2	3	1	0	3	0	0	1
D6	@Xavier*	20	0-1	0-0	0-0	1	1	2	1	1	0	0
D15	Alabama A&M*	24	6-7	0-0	1-3	4	3	2	3	0	2	13
D17	Cornell*	25	5-9	0-0	1-3	5	4	2	2	2	0	11
D21	vs. MTSU*	24	1-5	0-0	0-0	2	3	2	1	0	1	2
D29	Butler*	24	2-4	0-0	1-2	1	3	2	0	1	1	5
J2	William & Mary	29	2-6	0-0	1-2	7	3	3	2	2	2	5
J10	Kentucky*	13	0-3	0-0	0-0	2	1	1	2	1	1	0
J12	@Arkansas*	12	1-3	0-0	0-0	3	1	1	4	1	0	2
J15	Ole Miss	9	2-2	0-0	1-2	2	2	0	0	0	0	5
J19	@South Carolina	21	2-6	0-0	1-2	3	2	0	2	1	1	5
J23	Auburn	18	2-4	0-0	0-1	4	2	1	3	0	1	4
J26	@Missouri	6	0-0	0-0	0-2	0	2	0	1	0	0	0
J29	@Tennessee	26	6-10	0-0	1-2	3	2	1	0	0	0	13
F2	Alabama*	32	3-6	0-0	0-1	4	4	1	4	2	1	6
F6	@LSU*	26	0-1	0-0	0-1	5	5	0	2	1	1	0
F9	Arkansas	23	5-6	0-0	1-3	4	1	0	3	3	1	11
F13	Tennessee	18	2-6	0-0	0-1	1	0	1	2	0	0	4
F16	Texas A&M	24	5-9	0-0	1-2	5	2	1	1	2	1	11
F20	@Kentucky*	25	5-7	0-0	3-4	2	2	0	1	1	0	13
F23	@Mississippi St.*	13	4-5	0-0	0-0	3	4	0	0	0	0	8
F27	Georgia*	29	2-8	0-0	4-4	5	4	0	0	2	0	8
M2	@Auburn*	32	3-4	0-1	5-7	4	3	0	2	0	1	11
M6	@Florida*	13	3-7	0-0	0-0	3	1	0	2	0	0	6
M9	South Carolina*	19	2-4	0-0	0-0	6	4	2	1	3	0	4
M14	vs. Arkansas*	24	0-5	0-0	1-2	6	3	1	2	1	0	1
M15	vs. Kentucky*	21	1-4	0-0	0-1	5	1	0	1	2	0	2
M16	vs. Ole Miss*	22	2-5	0-0	3-5	5	1	2	0	1	0	7

2011-12 (RS Freshman)

Date	Opponent	M	FG-A	3P-A	FT-A	Reb	PF	A	T	B	S	PTS
N11	Oregon	11	1-3	0-0	2-4	4	2	0	0	0	0	4
N13	Cleveland State	16	0-1	0-0	0-0	4	0	0	0	0	1	4
N15	Bucknell	13	1-3	0-0	0-1	3	3	4	1	0	0	2
N19	N.C. State	4	0-0	0-0	0-0	2	3	0	1	0	0	0
N21	Oregon State	4	1-2	0-0	0-0	1	3	0	1	0	0	2
N25	Monmouth	14	4-4	0-0	2-2	5	1	0	2	0	0	10
N28	Xavier	18	1-4	0-0	1-2	2	2	1	0	0	0	3
M9	vs. Georgia	2	0-0	0-0	0-0	2	1	0	0	0	0	0



# PLAYER INFORMATION

## DAMIAN JONES CAREER GBG

2013-14 (Freshman)

Date	Opponent	M	FG-A	3P-A	FT-A	Reb	PF	A	T	B	S	PTS
N12	Georgia State	24	7-8	0-0	5-8	7	2	0	0	2	0	19
N15	Lipscomb	19	2-2	0-0	0-3	2	1	0	2	1	0	4
N19	@Butler	18	3-6	0-0	6-8	3	5	0	3	0	0	12
N22	vs. Providence*	13	1-3	0-0	1-4	1	4	0	3	0	0	3
N23	vs. Morgan State*	21	6-10	0-0	1-8	5	2	0	1	0	1	13
N25	vs. Loyola Marymount*	12	2-3	0-0	0-0	5	4	0	0	0	0	4
D2	@Texas*	18	2-5	0-0	0-0	6	3	0	1	2	0	4
D5	Marshall*	28	6-8	0-0	3-7	6	3	0	2	0	0	15
D17	Austin Peay*	27	4-6	0-0	4-7	7	2	0	1	2	0	12
D21	Georgia Tech*	20	3-8	0-0	3-6	4	4	0	1	1	0	9
D30	Saint Louis*	25	5-11	0-0	2-2	5	0	0	3	1	0	12
J4	Northeastern*	26	8-12	0-0	0-0	4	2	2	1	6	1	16
J7	@Alabama*	31	6-12	0-0	4-5	5	3	0	4	1	1	16
J11	Kentucky*	36	8-15	0-0	2-3	11	2	1	4	1	0	18
J16	Missouri*	24	4-7	0-0	2-3	8	4	0	2	0	0	10
J18	@LSU*	25	7-14	0-0	2-2	6	4	0	0	0	0	16
J22	Ole Miss*	33	4-14	0-0	6-10	10	4	0	4	1	0	14
J25	@Texas A&M*	24	3-7	0-0	0-0	3	5	2	0	2	0	6
J29	@Georgia*	24	2-6	0-0	1-4	6	4	0	3	0	1	5
F1	Mississippi State*	27	6-6	0-0	1-2	3	3	0	2	1	1	13
F5	Tennessee*	27	3-7	0-0	3-4	2	5	0	0	3	0	9
F8	Arkansas*	33	4-6	0-0	4-6	7	4	1	1	2	1	12
F13	@South Carolina*	39	6-8	0-0	4-8	10	4	0	2	7	1	16
F15	Texas A&M*	41	4-5	0-0	2-5	13	4	0	2	1	1	10
F19	@Missouri*	31	9-14	0-0	1-3	7	3	0	1	1	1	19
F22	@Auburn*	26	4-8	0-0	6-10	4	4	1	1	0	0	14
F25	Florida*	30	4-8	0-0	1-2	2	3	0	2	1	0	9
M1	@Tennessee*	24	1-7	0-0	2-2	3	4	0	3	1	0	4
M6	LSU*	24	4-6	0-0	1-2	6	3	0	0	4	0	9
M8	@Ole Miss*	26	3-10	0-0	4-6	11	4	0	6	0	0	10
M12	Mississippi State*	27	7-12	0-0	2-4	4	4	0	1	2	0	16

## CARTER JOSEPHS CAREER GBG

2013-14 (Sophomore)

Date	Opponent	M	FG-A	3P-A	FT-A	Reb	PF	A	T	B	S	PTS
N23	vs. Morgan State	7	0-0	0-0	0-0	0	0	0	0	0	0	0
N25	vs. Loyola Marymount	0+	0-0	0-0	0-0	0	0	0	0	0	0	0
D5	Marshall	4	0-0	0-0	0-0	0	1	0	0	0	0	0
D21	Georgia Tech	0-0	0-0	0-0	0-0	0	0	0	0	0	0	0
J4	Northeastern	7	0-0	0-0	0-1	1	1	0	1	0	0	0
J7	@Alabama	2	0-0	0-0	0-0	0	1	0	0	0	0	0
J18	@LSU	2	0-0	0-0	0-0	0	1	0	0	0	0	0
J25	@Texas A&M	6	0-0	0-0	0-0	1	0	0	0	0	0	0
J29	@Georgia	0+	0-0	0-0	0-0	0	0	0	0	0	0	0
F5	Tennessee	2	0-0	0-0	0-0	0	0	0	0	0	0	0
F8	Arkansas	17	0-0	0-0	0-0	0	0	1	1	0	1	0
F12	@South Carolina	7	0-0	0-0	0-0	0	2	0	0	0	0	0
F15	Texas A&M	8	0-0	0-0	0-0	0	1	0	1	0	0	0
F19	@Missouri	0+	0-0	0-0	0-0	0	0	0	0	0	0	0
F22	@Auburn	16	0-0	0-0	0-0	1	0	9	0	0	1	0
F25	Florida	20	0-0	0-0	0-0	3	1	2	0	0	1	0
M1	@Tennessee	11	0-1	0-0	0-0	0	2	1	0	0	1	0
M6	LSU	15	0-0	0-0	0-0	1	2	3	1	0	0	0
M8	@Ole Miss*	21	0-0	0-0	0-0	0	4	5	2	0	1	0
M12	Mississippi State	15	0-0	0-0	0-0	0	0	1	2	0	1	0

2012-13 (Freshman)

Date	Opponent	M	FG-A	3P-A	FT-A	Reb	PF	A	T	B	S	PTS
N16	@Oregon	1	0-0	0-0	0-0	0	0	0	0	0	0	0
N25	UTEP	1	0-0	0-0	0-0	0	0	0	0	0	0	0
D15	Alabama A&M	1	0-0	0-0	0-0	0	0	0	0	0	0	0
F23	@Mississippi St.	2	1-1	0-0	0-0	0	1	0	0	0	0	2
M9	South Carolina	0+	0-0	0-0	0-0	0	0	0	0	0	0	0
M15	vs. Kentucky	1	0-0	0-0	0-0	0	0	0	0	0	0	0

## LUKE KORNET CAREER GBG

2013-14 (Freshman)

Date	Opponent	M	FG-A	3P-A	FT-A	Reb	PF	A	T	B	S	PTS
N12	Georgia State	-DNP-										
N15	Lipscomb	7	1-3	0-2	0-0	3	0	0	0	0	0	2
N19	@Butler	7	2-3	1-2	0-0	0	0	0	1	1	0	5
N22	vs. Providence	8	0-5	0-3	0-0	2	2	0	1	1	0	0
N23	vs. Morgan State	26	5-8	1-2	0-1	6	0	2	3	0	0	11
N25	vs. Loyola Marymount	10	1-3	0-2	0-0	0	0	0	0	0	1	2
D2	@Texas*	12	2-5	0-2	0-0	4	1	1	0	0	0	4
D5	Marshall	11	2-3	1-2	0-0	1	2	0	0	2	0	5
D17	Austin Peay	14	2-4	2-3	0-0	2	1	0	1	1	1	6
D21	Georgia Tech	20	1-4	0-2	4-5	2	2	1	0	1	0	6
D30	Saint Louis	15	2-6	2-5	0-0	0	3	3	0	0	0	6
J4	Northeastern	22	1-2	0-1	0-0	7	3	2	1	1	0	2
J7	@Alabama	20	1-6	0-4	0-0	7	1	2	0	1	1	2
J11	Kentucky	23	1-6	1-6	0-0	4	2	2	1	1	0	3
J16	Missouri	21	1-5	0-3	0-2	4	2	2	1	1	0	2
J18	@LSU	15	0-5	0-5	0-0	2	2	0	0	0	1	0
J22	Ole Miss	13	2-4	0-2	0-0	1	1	0	2	2	0	4
J25	@Texas A&M	16	3-5	3-5	0-0	1	1	1	1	0	1	9
J29	@Georgia	21	1-3	1-3	1-3	3	1	0	0	3	1	4
F1	Mississippi State	17	1-3	1-3	0-0	0	0	2	1	1	3	3
F5	Tennessee	14	0-2	0-2	0-0	1	0	0	1	0	0	0
F8	Arkansas	8	1-4	0-3	0-0	2	0	0	0	0	0	2
F12	@South Carolina	1	0-1	0-1	0-0	0	0	0	0	0	0	0
F15	Texas A&M	3	0-0	0-1	1-2	0	0	0	1	0	0	1
F19	@Missouri	9	0-2	0-1	0-0	0	0	0	0	0	0	0
F22	@Auburn	16	4-4	2-2	0-0	2	2	0	1	0	0	10
F25	Florida	11	3-4	2-3	0-0	2	1	0	2	0	0	8
M1	@Tennessee	22	0-4	0-2	0-0	2	1	1	1	0	0	0
M6	LSU	15	1-6	1-6	0-0	3	1	0	1	1	0	3
M8	@Ole Miss*	34	5-13	1-5	2-2	5	1	3	0	0	0	13
M12	Mississippi State*	29	2-7	2-6	0-0	2	4	1	1	0	0	6

## SHELBY MOATS CAREER GBG

2013-14 (Junior)

Date	Opponent	M	FG-A	3P-A	FT-A	Reb	PF	A	T	B	S	PTS
N12	Georgia State	17	2-3	0-1	0-2	3	2	0	1	0	0	4
N15	Lipscomb	4	0-1	0-1	0-0	0	1	0	1	0	0	0
N19	@Butler	15	0-0	0-0	0-0	2	4	1	4	0	0	0
N22	vs. Providence	6	0-1	0-1	0-0	1	1	0	0	0	0	0
N23	vs. Morgan State	5	0-0	0-0	0-1	1	0	0	0	0	0	0
N25	vs. Loyola Marymount	5	0-2	0-1	0-0	2	1	1	0	0	0	0
D2	@Texas*	4	0-0	0-0	0-0	1	0	0	0	0	1	0
D5	Marshall	11	1-2	0-1	0-0	0	2	0	0	0	1	2
D17	Austin Peay*	15	0-2	0-1	0-0	4	3	1	0	2	0	0
D21	Georgia Tech	18	1-3	1-2	0-0	2	1	1	3	0	2	3
D30	Saint Louis	17	1-1	0-0	0-0	3	3	0	1	0	0	2
J4	Northeastern	13	2-4	0-2	0-0	1	4	0	2	0	0	4
J7	@Alabama	12	0-1	0-0	0-0	0	1	0	0	0	0	0
J11	Kentucky	8	0-1	0-1	0-0	0	0	0	0	0	0	0
J16	Missouri	12	0-0	0-0	0-0	2	2	1	0	0	0	0
J18	@LSU	14	0-2	0-1	2-2	2	2	1	0	0	2	2
J22	Ole Miss	4	1-1	0-0	0-0	1	0	0	1	0	1	2
J25	@Texas A&M	8	1-1	0-0	0-0	2	2	0	0	0	0	2
J29	@Georgia	19	0-3	0-2	0-0	1	2	0	0	0	0	0
F1	Mississippi State	6	0-1	0-1	0-0	0	0	0	0	0	0	0
F5	Tennessee	15	1-1	0-0	0-0	1	1	1	0	0	0	2
F8	Arkansas	7	0-1	0-0	0-0	3	3	0	1	0	0	0
F12	@South Carolina	13	1-1	0-0	0-0	0	2	0	1	0	0	2
F15	Texas A&M	9	1-1	1-1	1-2	4	0	0	0	0	0	4
F19	@Missouri	4	2-2	2-2	2-2	2	1	0	1	0	0	8
F22	@Auburn	10	0-1	0-1	0-0	3	1	0	1	0	0	0
F25	Florida	21	1-2	1-2	0-0	3	2	1	1	0	0	3
M1	@Tennessee	10	0-2	0-1	0-0	2	0	0	1	0	0	0
M6	LSU	14	1-1	1-1	0-0	1	3	0	1	0	0	3
M8	@Ole Miss	14	1-4	1-3	0-0	3	1	0	1	0	0	3
M12	Mississippi State	2	0-0	0-0	0-0	0	0	1	0	0	0	0



# PLAYER INFORMATION

## SHELBY MOATS CAREER GBG

### 2012-13 (Sophomore)

Date	Opponent	M	FG-A	3P-A	FT-A	Reb	PF	A	T	B	S	PTS
N10	Nicholls State*	30	3-7	2-5	0-0	2	1	1	0	0	0	8
N16	@Oregon*	22	0-2	0-2	0-0	2	5	1	0	0	0	0
N22	Davidson*	18	0-2	0-2	0-0	2	3	1	0	0	0	0
N23	Marist	18	1-6	0-4	0-0	7	2	0	2	0	1	2
N25	UTEP	23	3-6	1-2	1-1	5	2	3	0	0	1	8
D1	Villanova	26	2-6	0-2	2-4	1	5	1	3	0	1	6
D6	@Xavier	25	1-4	1-4	0-2	5	4	1	1	0	1	3
D15	Alabama A&M	15	0-2	0-0	0-2	4	1	1	0	1	0	0
D17	Cornell	14	0-1	0-0	0-2	1	1	3	0	0	0	0
D21	vs. MTSU	16	1-2	1-1	2-2	2	1	2	1	0	1	5
D29	Butler	16	2-5	1-1	3-5	5	4	0	2	0	0	8
J2	William & Mary*	8	1-1	0-0	0-0	2	4	0	1	0	1	2
J10	Kentucky	27	4-7	1-1	0-0	10	3	1	0	0	0	9
J12	@Arkansas	24	1-1	1-1	0-0	1	0	0	0	0	2	3
J15	Ole Miss*	36	1-4	0-2	0-3	8	2	4	0	0	1	2
J19	@South Carolina*	14	1-2	0-0	1-2	0	4	1	2	0	0	3
J23	Auburn*	20	2-3	0-0	0-1	3	3	0	2	0	0	4
J26	@Missouri*	18	1-1	0-0	0-0	1	1	0	1	0	0	2
J29	@Tennessee	1	0-1	0-0	0-0	1	0	0	0	0	0	0
F6	@LSU	5	0-0	0-0	0-0	1	2	0	0	0	0	0
F13	Tennessee	5	2-3	0-0	0-0	0	1	0	0	0	0	4
F16	Texas A&M*	16	1-2	0-1	0-1	1	1	0	0	0	0	2
F20	@Kentucky	14	0-1	0-1	0-1	5	2	0	1	0	0	0
F23	@Mississippi St.	17	3-6	1-4	0-0	5	2	1	2	0	0	7
F27	Georgia	11	1-1	0-0	0-0	1	0	0	0	0	0	2
M2	@Auburn	8	1-2	1-2	0-0	3	2	1	0	0	0	3
M6	@Florida	12	0-3	0-1	0-0	2	2	0	1	0	0	0
M9	South Carolina	13	0-0	0-0	2-2	2	4	0	1	1	1	2
M14	vs. Arkansas	14	1-2	0-0	0-0	4	3	1	0	0	0	2
M15	vs. Kentucky	19	2-3	1-1	2-2	3	1	0	0	0	0	7
M16	vs. Ole Miss	9	0-3	0-1	0-0	1	1	0	1	0	0	0

### 2011-12 (Freshman)

Date	Opponent	M	FG-A	3P-A	FT-A	Reb	PF	A	T	B	S	PTS
N15	Bucknell	9	0-2	0-1	0-0	1	1	2	0	0	0	0
N21	Oregon State	3	0-1	0-1	0-0	0	1	1	0	0	0	0
N25	Monmouth	13	1-3	1-3	0-0	6	1	0	4	0	1	3
D7	@Davidson	2	0-0	0-0	0-0	0	1	1	0	0	0	0
D19	Longwood	5	0-1	0-1	0-0	0	0	1	0	0	0	0
D21	Lafayette	12	2-3	1-2	0-1	3	2	0	0	0	0	5
D29	@Marquette	1	0-0	0-0	0-0	0	1	0	0	0	0	0
J10	@South Carolina	3	0-0	0-0	0-0	0	0	0	0	0	0	0
J24	Tennessee	1	0-0	0-0	0-0	0	0	0	0	0	0	0
F8	LSU	1	0-0	0-0	0-0	0	0	0	0	0	0	0
F16	@Ole Miss	6	0-1	0-1	0-0	3	1	0	0	2	0	0
F19	@Georgia	5	0-1	0-1	0-0	1	0	0	1	1	0	0
F22	South Carolina	0+	0-0	0-0	0-0	0	0	0	0	0	0	0
F28	Florida	0+	0-0	0-0	0-0	0	0	0	0	0	0	0
M9	vs. Georgia	2	0-1	0-1	0-0	1	0	0	1	0	0	0
M10	vs. Ole Miss	1	0-0	0-0	0-0	0	0	0	0	0	0	0

## JAMES SIAKAM CAREER GBG

### 2013-14 (RS Junior)

Date	Opponent	M	FG-A	3P-A	FT-A	Reb	PF	A	T	B	S	PTS
N12	Georgia State*	19	3-4	0-0	0-2	2	2	1	0	1	1	6
N15	Lipscomb*	31	7-9	0-1	4-5	13	4	3	0	1	0	18
N19	@Butler*	22	1-2	0-0	3-4	4	5	3	1	2	1	5
N22	vs. Providence*	26	3-5	0-0	0-0	6	1	2	4	0	1	6
N23	vs. Morgan State*	4	1-2	0-0	0-0	2	3	0	0	0	0	2
N25	vs. Loyola Marymount*	24	4-6	0-0	3-4	3	4	1	0	0	0	11
D2	@Texas*	22	0-2	0-0	1-2	1	4	1	1	1	1	1
D5	Marshall*	26	3-4	0-0	9-11	4	4	0	2	2	1	15
D17	Austin Peay	24	2-4	0-0	4-7	7	2	1	3	3	1	8
D21	Georgia Tech*	22	3-6	0-1	2-2	5	4	1	0	0	1	8
D30	Saint Louis*	23	2-4	0-0	3-4	8	3	0	0	1	4	7
J4	Northeastern*	18	3-6	0-0	1-2	3	3	1	1	1	1	7
J7	@Alabama*	21	2-3	0-0	0-0	1	5	0	2	0	1	4
J11	Kentucky*	31	1-1	0-0	0-1	4	2	1	3	2	1	2
J16	Missouri*	23	2-5	0-1	5-7	6	5	1	0	1	1	9
J18	@LSU*	29	2-5	0-0	0-1	4	4	4	1	5	0	4
J22	Ole Miss*	30	3-5	0-0	1-2	10	4	0	1	3	0	7
J25	@Texas A&M*	32	6-10	0-0	10-13	10	3	3	2	4	0	22
J29	@Georgia*	16	3-4	0-0	0-0	1	5	0	1	1	0	6
F1	Mississippi State*	31	1-2	0-1	0-0	7	2	1	3	1	1	2
F5	Tennessee*	26	4-6	0-0	1-2	3	3	1	3	2	0	9

F8	Arkansas*	31	3-4	0-0	2-4	4	3	1	2	2	1	8
F12	@South Carolina*	27	2-4	0-0	2-2	8	4	1	0	1	1	6
F15	Texas A&M*	37	2-3	0-0	12-14	10	1	1	1	2	2	16
F19	@Missouri*	36	6-10	0-0	1-1	6	3	4	2	0	1	13
F22	@Auburn*	28	0-2	0-0	1-3	9	3	0	1	2	2	1
F25	Florida*	18	1-1	0-0	0-0	4	4	1	0	1	2	2
M1	@Tennessee*	24	2-3	0-0	3-4	5	3	0	2	1	0	7
M6	LSU*	23	2-4	0-0	1-2	6	4	1	1	1	2	5
M8	@Ole Miss	6	0-0	0-0	0-0	3	5	0	0	0	0	0
M12	Mississippi State	18	2-3	0-0	1-2	5	2	2	2	0	1	5

### 2012-13 (RS Sophomore)

Date	Opponent	M	FG-A	3P-A	FT-A	Reb	PF	A	T	B	S	PTS
N10	Nicholls State	9	1-1	0-0	2-2	1	4	1	0	0	0	4
N16	@Oregon	13	0-1	0-0	0-2	0	0	0	0	0	0	0
N22	Davidson	11	2-2	0-0	0-0	0	1	0	1	0	0	4
N23	Marist	19	3-5	0-0	2-4	8	2	0	3	1	2	8
N25	UTEP	11	0-2	0-0	2-2	4	3	0	1	0	1	2
D1	Villanova	11	0-0	0-0	0-0	1	1	0	0	0	0	0
D6	@Xavier	14	0-0	0-0	1-2	2	3	0	1	0	0	1
D15	Alabama A&M	9	1-1	0-0	1-2	2	2	1	0	0	0	3
D17	Cornell	6	0-0	0-0	0-0	2	0	1	1	1	1	0
D21	vs. MTSU	20	0-0	0-0	0-0	1	3	1	1	2	0	0
D29	Butler	9	0-2	0-0	0-0	2	0	0	2	0	0	0
J2	William & Mary	2	0-0	0-0	0-0	1	0	0	0	0	0	0
J12	@Arkansas	19	1-4	0-0	2-6	7	4	0	2	0	1	4
J15	Ole Miss	1	0-0	0-0	0-0	0	0	0	0	0	0	0
J26	@Missouri	16	3-6	0-0	1-3	4	3	1	1	1	1	7
J29	@Tennessee*	13	1-2	0-0	2-2	2	1	0	1	0	0	4
F2	Alabama	8	2-2	0-0	0-0	0	1	0	1	0	0	4
F6	@LSU	9	1-2	0-0	0-1	1	0	0	0	0	0	2
F9	Arkansas	3	0-0	0-0	0-0	1	1	1	0	0	1	0
F13	Tennessee	3	0-0	0-0	0-0	0	0	0	1	0	0	0
F23	@Mississippi St.	13	3-6	0-0	0-0	7	0	0	0	0	0	6
M6	@Florida	7	0-3	0-1	2-4	2	1	1	0	2	0	2
M9	South Carolina	0+	1-1	0-0	0-0	1	0	0	0	0	0	2
M14	vs. Arkansas	1	0-0	0-0	0-0	0	0	0	0	0	0	0
M15	vs. Kentucky	1	0-0	0-0	0-0	0	0	0	0	0	0	0
M16	vs. Ole Miss	1	0-0	0-0	0-0	1	0	0	0	0	0	0

### 2011-12 (RS Freshman)

Date	Opponent	M	FG-A	3P-A	FT-A	Reb	PF	A	T	B	S	PTS
N13	Cleveland State	0	0-1	0-0	0-0	0	0	0	0	0	0	0
N15	Bucknell	2	0-1	0-0	1-2	0	0	0	0	0	0	1
N25	Monmouth	1	0-0	0-0	1-2	0	0	0	0	0	0	1
D19	Longwood	5	0-0	0-0	0-0	0	0	0	1	0	0	0
D21	Lafayette	4	0-0	0-0	0-0	0	0	0	0	0	0	0
D29	@Marquette	1	0-0	0-0	0-0	0	0	0	0	0	0	0
J7	Auburn	3	0-0	0-0	0-0	1	0	0	0	0	0	0
J24	Tennessee	1	0-0	0-0	0-0	0	0	0	0	0	0	0
F4	@Florida	0+	0-0	0-0	0-0	0	0	0	0	0	0	0
F8	LSU	1	1-1	0-0	0-0	0	1	0	0	0	0	2
F16	@Ole Miss	4	1-1	0-0	0-0	1	2	0	0	0	0	2
F28	Florida	0+	0-0	0-0	0-0	0	0	0	0	0	0	0
M9	vs. Georgia	3	0-1	0-0	0-0	0	0	0	0	1	0	0

## NATHAN WATKINS CAREER GBG

### 2013-14 (Sophomore)

Date	Opponent	M	FG-A	3P-A	FT-A	Reb	PF	A	T	B	S	PTS
N25	vs. Loyola Marymount	0+	0-0	0-0	0-0	0	0	0	0	0	0	0
D21	Georgia Tech	1	0-0	0-0	0-0	0	0					



# COACHES AND SUPPORT STAFF

## Kevin Stallings, Head Coach



**V**anderbilt head coach Kevin Stallings has taken the Commodore basketball program to unparalleled heights in his 15 years at the helm, with success coming on the floor and in the classroom during his tenure. His teams have advanced to six NCAA Tournaments - including five in the last eight years and three consecutive tournaments (2010, 2011, 2012) for the first time in program history. He became the first coach to take two Vanderbilt teams to the Sweet 16 of the NCAA Tournament since the 64-65 team format (2004 and 2007). He has coached three SEC Players of the Year (Dan Langhi, Derrick Byars,

Shan Foster), and 27 All-SEC performers. His 2012 team captured the SEC Tournament Championship, the first time a Commodore team has won the tournament in 60 years. He has coached seven 20-win campaigns with the Commodores, the most in school history, and is the school's all-time victories leader, an accomplishment he achieved in the 2013-14 campaign. Additionally, he has mentored 47 members of the SEC Academic Honor Roll in his tenure, and currently has three former players playing on an NBA roster.

This kind of success comes as no surprise to the players who put on the Vanderbilt jersey when adjectives like competitive, personable, passionate, intense, honest, hard-working, knowledgeable and prepared describe their coach and the program they represent.

The list of accomplishments for the current Vanderbilt coach continues to grow:

- Stallings has seven 20-win seasons, all in the last 11 years, and is the all-time leader in 20-win seasons, surpassing the legendary Roy Skinner, who had six.
- He was named SEC Coach of the Year by SEC Coaches in 2007 and 2010, only the third coach in Vanderbilt history to win two of the prestigious awards.
- Stallings notched his 400th career win in the quarterfinals of the 2013 SEC

Tournament against Kentucky, and has 292 wins in his 15-year tenure as Vanderbilt's head coach, which is the most for any Commodore coach.

- He has coached three SEC Players of the Year (coaches) - Dan Langhi in 1999-2000, Derrick Byars in 2006-07, and Shan Foster in 2007-08 (AP and Coaches).

In fact, in his 36 years as a player or coach, success has followed Stallings throughout his basketball career as a player at Purdue, an assistant at both Purdue and Kansas and his previous head coaching position at Illinois State. During the time span, Stallings has been a part of 24 seasons with 20-or-more victories and a basketball season that concluded during postseason play 28 times.

Stallings has guided the Commodores to postseason play in seven out of the last 10 seasons and in 10 out of his 115 years at Vanderbilt. Included in those appearances are two Sweet 16 berths and back-to-back NCAA appearances in 2007 and 2008 and three consecutive berths from 2010-2012, a program first.

In 2011-12, his Commodore team won 25 games for the second time in his tenure while also tying a program-best for wins, and captured the SEC Tournament Championship for the first time in 60 years, knocking off eventual national champion Kentucky in the finals. Vanderbilt advanced to its third consecutive NCAA Tournament, and in June of 2012, had three players in the first 31 picks of the NBA Draft (John Jenkins, 23rd, Hawks; Festus Ezeli, 30th, Golden State; Jeffery Taylor, 31st, Charlotte), another program first.

### COACHING CAREER

1999-present..... **Vanderbilt**, Head Coach  
 1994-99..... **Illinois State**, Head Coach  
 1989-93..... **Kansas**, Asst. Coach  
 1983-88..... **Purdue**, Asst. Coach

**SEC Coach of the Year, 2007 and 2010,**  
**NABC District 21 Coach of the Year,**  
**2010, NABC District 7 Coach of the**  
**Year, 2007.**

### PLAYING CAREER

1980-82..... **Purdue**

*Helped Purdue advance to Final Four in 1980.*

### FAMILY

Wife, Lisa; Son, Jacob (24), Daughters Alexa (20) and Jordyn (14)

### 16TH SEASON AT VANDERBILT

College  
 Purdue  
 B.A., Business Management & Marketing, 1982  
 Masters, Counseling, 1985  
 High School  
 Collinsville (Ill.)



# COACHES AND SUPPORT STAFF

## Kevin Stallings, Head Coach

The 2010-11 team knocked off five teams that advanced to the NCAA Tournament, including Kentucky, who eventually advanced to the Final Four. John Jenkins emerged as one of the nation's top shooters and led the SEC in scoring and three-pointers made. Under Stallings' tutelage, Festus Ezeli blossomed into an all-SEC center, and Jeffery Taylor continued to be on one of the premiere perimeter players in the nation.

The 2009-10 Commodores finished the season with a 24-9 record, and a 12-4 mark in SEC play, Vanderbilt's best finish in league competition since 1993. The Commodores also were a handful on the road, winning six league games and sporting a 7-3 mark in true road contests. Vanderbilt swept Tennessee and Florida for the first time since 1966, and had four players named to an All-SEC postseason team.

The 2007-08 edition of the Commodores was one of the most successful teams of the Stallings era. Vanderbilt reeled off 16 consecutive wins to start the season, tied for the most wins in regular season history (25), advanced to the NCAA Tournament for the second consecutive year, the first time since 1988-89 that has occurred, won 10 games in the SEC for the second consecutive season, and saw one of his four-year seniors, Shan Foster, capture SEC Player of the Year honors, the Lowe's Senior CLASS Award, and become the school's all-time leading scorer. The Commodores tallied 25 regular season wins that year, which tied the 1992-93 team for the most in school history, and knocked off the No. 1 team in the nation for the second consecutive season.

The 2003-04 campaign saw the Commodores advance to their first NCAA Tournament since 1993, reaching the Phoenix Regional Semifinals before bowing out to Connecticut, the eventual national champion; and in 2006-07, the Commodores knocked off George Washington and Washington State before dropping a 66-65 decision to Georgetown in the East Regional Semifinals.

In 2003-04, Vanderbilt set a then-school record with a 12-0 start, knocked off five nationally ranked opponents and advanced to the semifinals of the SEC Tournament -- all of this before reaching the "Big Dance" and concluding its run with a 23-10 overall mark. In 2006-07, Vanderbilt had the SEC Player of the Year in Derrick Byars and knocked off seven ranked opponents during the year.

In all, Stallings has coached in 10 postseason tournaments during his time at Vanderbilt, six NCAA tournaments and four NIT's. The Commodores reached the NIT in 2000, 2002, 2005 and 2006; and in 2005, the Commodores made the quarterfinals of the NIT, winning at Indiana and outlasting Wichita State at the buzzer before falling at Memphis, one step short of reaching the semifinal round in New York City.

Akron	1-0	Florida State	1-1	Miami (Ohio)	1-0	Southern Miss	2-0
Alabama	10-8	Furman	2-1	Michigan	1-1	St. Joseph's	1-0
Alabama A&M	5-0	George Washington	1-0	Mississippi	11-8	St. Mary's (Calif.)	3-0
Alcorn State	1-0	Georgetown	1-2	Mississippi State	10-10	SE Missouri State	1-0
American	1-0	Georgia	20-10	Missouri	2-3	SW Missouri State	9-5
American-PR	1-0	Georgia Southern	1-0	Missouri-KC	1-0	SE Louisiana	2-0
Appalachian State	3-1	Georgia State	1-0	Monmouth	1-1	Stetson	1-0
Arizona	1-1	Georgia Tech	3-2	Morehead State	2-0	Tennessee	13-18
Arizona State	0-1	Grambling St.	1-0	Morgan State	1-0	UT-Chattanooga	1-0
Arkansas	6-13	Hampton	1-0	Mount St. Mary's	1-0	Tennessee-Martin	3-0
Auburn	14-5	Harvard	1-0	MTSU	4-1	Tennessee State	4-0
Austin Peay	3-0	Hawaii	0-1	Nebraska	1-0	Tennessee Tech	3-0
Belmont	4-0	Hawaii-Hilo	1-0	New Orleans	1-0	TCU	2-0
Birmingham So.	1-0	High Point	1-0	Nicholls State	2-0	Texas	1-0
Boston College	1-1	Hofstra	1-0	Notre Dame	1-3	Texas A&M	3-0
Bradley	7-6	Houston	1-0	North Carolina	1-0	Texas-Pan American	1-0
Bucknell	2-0	Illinois	0-2	North Carolina State	2-0	Toledo	3-0
Butler	0-3	Illinois-Chicago	2-2	UNC Greensboro	1-0	Tulane	1-2
Cal Poly SLO	1-0	Indiana	2-1	UNC Wilmington	1-1	Tulsa	4-2
Cal State Northridge	1-0	Indiana State	10-4	Northeast Louisiana	1-0	Utah State	2-0
Centenary	1-0	IUPUI	2-0	Northern Iowa	8-7	UTEP	1-0
Central Arkansas	1-0	Iona	2-0	Northeastern	1-0	Valparaiso	1-0
Central Michigan	1-0	Iowa State	0-2	Northwestern	2-1	Vanderbilt	0-1
Chaminade	1-0	Jacksonville State	1-0	Oakland	1-1	Va. Commonwealth	2-1
Cincinnati	0-4	James Madison	1-1	Ohio	2-0	Villanova	0-1
Cleveland State	0-1	Kentucky	11-21	Oregon	2-2	Xavier	1-1
College of Charleston	1-0	Lafayette	1-0	Oregon State	1-0	Wake Forest	1-2
Colorado	1-0	LaSalle	1-0	Pacific	1-0	Washington State	1-1
Connecticut	0-3	Lehigh	1-0	Pittsburgh	2-0	West Virginia	0-1
Cornell	1-0	Liberty	1-0	Presbyterian	1-0	Western Carolina	1-0
Creighton	10-2	Lipscomb	4-0	Providence	0-1	Western Kentucky	4-1
Davidson	2-1	Longwood	1-0	PR-Mayaguez	1-0	Western Michigan	1-0
Dayton	3-0	Louisiana-Lafayette	1-0	Purdue	0-1	Wichita State	12-2
DePaul	3-2	Louisiana State	11-9	Rice	2-0	William & Mary	2-0
Drake	12-2	Louisiana Tech	0-1	Richmond	0-1	Wisconsin	1-3
Duquesne	0-2	Louisville	0-1	Saint Francis	1-0	Wisc.-Green Bay	3-1
East Carolina	1-1	Loyola-Marymount	1-0	Saint Louis	0-1	Wofford	3-0
Eastern Illinois	1-0	Manhattan	1-0	Santa Clara	0-2	<b>Overall</b>	<b>415-255</b>
Eastern Kentucky	1-0	Marist	0-1	Siena	0-1	<b>At Home</b>	<b>262-76</b>
E. Tennessee State	5-0	Marquette	2-0	South Alabama	1-0	<b>On the Road</b>	<b>98-140</b>
Elon	1-0	Marshall	1-0	South Carolina	15-14	<b>At Neutral Sites</b>	<b>55-39</b>
Evansville	10-1	Massachusetts	2-0	S. Carolina State	1-0	<b>NCAA Tournament</b>	<b>5-7</b>
Fairleigh Dickinson	1-0	Memphis	0-1	South Florida	1-0	<b>NIT</b>	<b>6-6</b>
Florida	8-22	Mercer	1-0	Southern Illinois	7-8	<b>In Overtime Games</b>	<b>14-13</b>



# COACHES AND SUPPORT STAFF

## Kevin Stallings, Head Coach

### Qualities of a Caring Coach

Throughout his tenure at Vanderbilt, Stallings has proven himself as a coach whose intensity from the bench and drive to compete matches his reputation as a talented tactician and his genuine concern for players. Since coming to Nashville, Stallings has embraced the Commodore basketball tradition while building a program based on quality players and dedicated students.

He has molded Commodore players into some of the finest in the SEC. Former Commodores Dan Langhi and Matt Freije blossomed under the direction of Stallings. Langhi earned the 2000 SEC Player of the Year award, while Freije became Vanderbilt's then-all-time leading scorer. Derrick Byars became Stallings' second player of the year in 2007, and wing Shan Foster became his third in 2008 and the program's first player to the 2,000-point barrier. Both Byars and Foster were second-round selections in the 2007 and 2008 NBA Draft, respectively.

At the same time, Stallings makes sure his players perform in the classroom. At Vanderbilt, all 45 of his seniors either have earned or are currently working toward their college degree. While at Illinois State, five Redbirds achieved Academic All-America status, and all but two seniors earned their degree.

Since Stallings became head coach a Vanderbilt player has been named:

- All-SEC either by the Associated Press or the league's coaches 26 times.
- SEC Player of the Week 32 times.

STALLINGS' RECORD THROUGH THE YEARS

Year	School	Position	W-L	Conf.	Postseason
2014	Vanderbilt	Head Coach	15-16	7-11	—
2013	Vanderbilt	Head Coach	16-17	8-10	—
2012	Vanderbilt	Head Coach	25-11	10-6	NCAA Third Round
2011	Vanderbilt	Head Coach	23-11	9-7	NCAA First Round
2010	Vanderbilt	Head Coach	24-9	12-4	NCAA First Round
2009	Vanderbilt	Head Coach	19-12	8-8	—
2008	Vanderbilt	Head Coach	26-8	10-6	NCAA First Round
2007	Vanderbilt	Head Coach	22-12	10-6	NCAA Regional Semifinals
2006	Vanderbilt	Head Coach	17-13	7-9	NIT First Round
2005	Vanderbilt	Head Coach	20-14	8-8	NIT Quarterfinals
2004	Vanderbilt	Head Coach	23-10	8-8	NCAA Regional Semifinals
2003	Vanderbilt	Head Coach	11-18	3-13	—
2002	Vanderbilt	Head Coach	17-15	6-10	NIT First Round <sup>^</sup>
2001	Vanderbilt	Head Coach	15-15	4-12	—
2000	Vanderbilt	Head Coach	19-11	8-8	NIT First Round
1999	Illinois State	Head Coach	16-15	7-11	—
1998	Illinois State	Head Coach	25-6	16-2•#	NCAA Second Round
1997	Illinois State	Head Coach	24-6	14-4•#	NCAA First Round
1996	Illinois State	Head Coach	22-12	13-5	NIT Quarterfinals
1995	Illinois State	Head Coach	20-13	13-5	NIT Second Round
1994	Illinois State	Head Coach	16-11	12-6	—
1993	Kansas	Assistant	29-7	11-3•	NCAA Final Four
1992	Kansas	Assistant	27-5	11-3•#	NCAA Second Round
1991	Kansas	Assistant	27-8	10-4•	NCAA Final Four*
1990	Kansas	Assistant	30-5	11-3	NCAA Second Round
1989	Kansas	Assistant	19-12	6-8	—
1988	Purdue	Assistant	29-4	16-2•	NCAA Sweet 16
1987	Purdue	Assistant	25-5	15-3•	NCAA Second Round
1986	Purdue	Assistant	22-10	11-7	NCAA First Round
1985	Purdue	Assistant	20-9	12-6	NCAA First Round
1984	Purdue	Assistant	22-7	15-3•	NCAA First Round
1983	Purdue	Assistant	21-9	11-7	NCAA Second Round
1982	Purdue	Player	18-14	11-7	NIT Final Four
1981	Purdue	Player	21-11	10-8	NIT Final Four
1980	Purdue	Player	27-8	11-7#	NCAA Final Four
1979	Belleville J.C.	Player	28-9	—	NJCAA Tournament

<b>Totals at Vanderbilt</b>	<b>292-192</b>	<b>118-128</b>
<b>Totals at Illinois State</b>	<b>123-63</b>	<b>75-33</b>
<b>Head Coach Totals</b>	<b>415-255</b>	<b>193-161</b>
<b>Totals at Kansas</b>	<b>132-37</b>	<b>49-21</b>
<b>Totals at Purdue (coaching)</b>	<b>139-44</b>	
<b>Totals at Purdue (playing)</b>	<b>66-33</b>	

• - Regular season conference champions

# - Conference tournament champions

\* - Lost in National Championship game

<sup>^</sup> - Included an Opening Round play-in game that Vanderbilt won over Houston



# COACHES AND SUPPORT STAFF

## Kevin Stallings, Head Coach



• Academic All-SEC 47 times.

### Coaching Tree Grows

As Stallings' career at Vanderbilt has blossomed, so has his coaching tree. In the last three years alone, two of his assistants have been elevated to head coaches, and since his arrival in Nashville prior to the 1999-2000 season, four of his assistant coaches have been head coaches or are currently at the helm of their own program. In 2012, longtime assistant Dan Muller assumed the reigns of his alma mater, Illinois State, and in 2011, King Rice was named the head coach at Monmouth. Other former assistants that have moved on include Tim Jankovich, who is now the coach-in-waiting at SMU. Additionally, Tom Richardson, who succeeded Stallings at Illinois State, came to Vanderbilt in 2004 and provides his head coaching experience to the current staff.

### Track Record for Success

Prior to coming to Vanderbilt, Stallings coached six seasons at Illinois State (1994-99) in his first head coaching opportunity. Following the most successful coach in school history, Stallings raised the program to higher standards, taking four teams to postseason tournaments, including two trips to the NCAA Tournament. He became the first men's basketball coach in the history of the Missouri Valley Conference to win back-to-back regular season and conference tournament titles in 1997 and 1998. As the Redbirds head coach, Stallings averaged 21 wins a season, compiling a 123-63 record.

### STALLINGS' CAREER AT A GLANCE

**8**  
NCAA appearances as a head coach

**2**  
Sweet 16 appearances

**3**  
Number of SEC Players of the Year in his 15-year tenure at Vanderbilt

**11**  
20-win seasons in 21 years as a head coach, seven in his 15 years at Vanderbilt

**415**  
Total victories as a head coach

**292**  
Victories as Vanderbilt head coach, the most in program history

**47**  
Number of SEC All-Academic team members he has coached at Vanderbilt.



# COACHES AND SUPPORT STAFF

## Kevin Stallings, Head Coach

As an assistant coach, Stallings worked with two of the nation's most well-known and respected mentors - Gene Keady, his college coach at Purdue, and Roy Williams at Kansas.

After helping lead the Boilermakers as a player (1980-82) to three postseason tournament appearances, including a NCAA Final Four appearance in 1980, Stallings served as an assistant coach under Keady from 1983-88. On Keady's staff, Stallings helped direct Purdue to six NCAA Tournament appearances and three Big Ten championships while tallying a 140-44 overall record.

"More than anything, I think what Gene Keady taught me was that good teams have good players and great teams have great teammates," Stallings said. "I think his greatest strength was his ability to get a team to achieve as close to its potential as possible on a very consistent basis. That's because of his ability to motivate people to be a willing part of what he called 'being a company man.' I believe in that and I believe in him. It's obvious that he was brilliant in that way."

Stallings left Purdue to join Williams' coaching staff at Kansas in 1989. Over the next five seasons, the Jayhawks made four NCAA Tournament appearances, enjoyed two trips to the Final Four, finished as the 1991 national runner-up and accumulated a 132-38 mark during Stallings' stay.

"The thorough nature in which Roy Williams approaches his job was the biggest aspect I took from my time at Kansas. Roy is very detailed, very organized and very meticulous. Not only is he a great coach and great recruiter, but he runs his program with precision and with great organization."

A 1978 graduate of Collinsville High School outside of St. Louis, Stallings played under the legendary Vergil Fletcher, who was inducted into the National High School Athletic Coaches Association Hall of Fame during the summer of 2004.

Stallings earned his undergraduate degree in business management and marketing at Purdue in 1982 before receiving a Master's degree in Counseling from Purdue in 1985.

Stallings and his wife Lisa have three children: Jacob (24), Alexa (20) and Jordyn (14).



***The Stallings Family (left to right): Jacob, Amy Beth, Alexa, Jordyn, Lisa, and Kevin.***





# COACHES AND SUPPORT STAFF

## Adam Cohen, Assistant Coach, 1st Season, Arizona ('08)



### THE COHEN FILE

#### Born

August 7, 1986

#### High School

Williamsville North (N.Y.)

#### College

##### **Bachelor's Degree:**

Political Science,

Arizona, '08

##### **Prior Basketball Career**

New Orleans, Staff (2008-09)

USC, Staff (2009-12)

Rice, Staff (2012-13)

Harvard, Staff (2013-14)

Vanderbilt, Staff (2014-present)

Adam Cohen was named to the Vanderbilt men's basketball staff as an assistant coach in May of 2014.

Cohen, from Buffalo, N.Y., spent the 2013-14 season at Harvard, where he helped the Crimson set program records for overall wins (27) and conference victories (13) en route to the team's fourth consecutive Ivy League title and a third straight appearance in the NCAA tournament. During March Madness, the 12th-seeded Crimson knocked off fifth-seeded Cincinnati in the tournament's second round, and nearly pulled off an upset of fourth-seeded Michigan State to reach the Sweet 16. Harvard also won the Great Alaska Shootout along the way, and a record six Crimson were named to the All-Ivy League teams, including player of the year Wesley Saunders '15.

Prior to his arrival at Harvard, Cohen spent a year at Rice University where he was involved in the Owls' recruiting efforts, helping to secure the next season's class of incoming freshmen. He also helped mentor Max Guercy, who was named to the Conference USA All-Freshman team after garnering five freshman of the week honors.

Prior to joining the Rice staff, Cohen spent three seasons at Southern Cal where he climbed the ranks from video coordinator to director of basketball operations. During his final season at USC, Cohen was responsible for assisting in scouting preparation, film exchange and breakdown, and oversight of USC basketball camps. He also served as a liaison with the compliance department and worked closely with student-athletes on their academic progress.

Cohen began his coaching career in 2008-09 as a graduate assistant at New Orleans, after receiving his undergraduate degree in political science from the University of Arizona in 2008. With the Wildcats, Cohen served as a student manager and assistant video coordinator for three years under Naismith Memorial Hall of Fame coach Lute Olson. Cohen worked with six future NBA players while with the Wildcats and aided the program to 59 total wins and three NCAA Tournament appearances.

Cohen currently serves on the Board of Directors for Rising Coaches Elite, an organization created by collegiate coaches for collegiate coaches that offers collaborative assistance, networking and avenues for career growth. He has also worked numerous summer camps, including Five Star, Arizona, Buffalo and USC. He also ran a camp in Chengdu, China during the summer of 2007 for Nike Basketball.

Cohen attended Williamsville North High School in Buffalo, N.Y., and was a two-year letterwinner in basketball and captained the team as a senior.

"I am thrilled to be a part of the great community and culture that is Vanderbilt basketball," said Cohen. "Coach Stallings has built a fantastic program and has established success both on and off the court. His vision truly excites me, and I will strive to carry on that tradition. I also want to thank Tommy Amaker for his guidance and tutelage in my time at Harvard. I look forward to helping Vanderbilt climb to the top of the SEC on a consistent basis. Anchor Down!"





# COACHES AND SUPPORT STAFF

## Derrick Jones, Assistant Coach, 1st Season, Samford ('01)



### THE JONES FILE

#### Born

March 21, 1978

#### High School

Catholic High School (La.)

#### College

##### Bachelor's Degree:

Samford,

Business Management, '01

##### Prior Basketball Career

Miss. St., Player (1996-98)

Samford, Player (1998-01)

John Ehret HS, Staff (2003-05)

Samford, Staff (2005-08)

New Orleans, Staff (2008-10)

Louisiana Tech, Staff (2010-14)

Vanderbilt, Staff (2014-present)

Derrick Jones joined the Vanderbilt men's basketball staff in May of 2014.

Jones arrived in Nashville after spending four seasons at Louisiana Tech, where he helped the Bulldogs to a historic run in his time in Ruston and a record 56 wins in the last two seasons. Louisiana Tech won 27 games in 2012-13 and 29 in 2013-14 and captured two regular season conference championships, the WAC in 2012-13 and Conference USA in 2013-14. The 2012-13 season featured a program record 18-game winning streak, the school's first AP Top 25 ranking in 28 years and a berth into the National Invitation Tournament (NIT) where the 'Dogs advanced to the second round, and in 2013-14, Louisiana Tech was one win away from advancing to the NIT semifinals in New York.

"My family and I are very excited about becoming part of the Vanderbilt family," said Jones. "This institution's brand is like no other in the Southeast, both academically and athletically. I am looking forward to representing Commodore Basketball and working for one of the best head coaches in the country in Coach Stallings."

Jones was primarily responsible for coaching the forwards and centers with the Bulldogs, which included a two-time WAC All-Defensive team member in Michale Kyser.

This solid foundation was laid a year earlier during Jones' first year on head coach Michael White's staff in 2011-12 when he worked closely with senior Romario Souza who often times was the only forward on the court. Souza drastically improved his game throughout the year, and would go on to start the last ten games for the Bulldogs, averaging 12.2 points and 4.8 rebounds per game in those contests.

Souza's emergence down the stretch helped lead the Bulldogs to wins in five of their last six regular games and an appearance in the program's first ever WAC Tournament final after upsetting Utah State and Nevada in the quarterfinals and semifinals, respectively.

After coming up just 40 minutes short of making an appearance in the NCAA Tournament for the program's first time since 1991, the Bulldogs ended with an overall record of 18-16, a six-win improvement from the year before.

During his first year at Louisiana Tech while on Kerry Rupp's staff, Jones worked closely with the Bulldog post players, including highly-regarded forward Olu Ashaolu who was one of the Western Athletic Conference leaders in double-doubles.

Jones came to Ruston with an impressive resume as he spent two seasons at the University of New Orleans where he was heavily involved in recruiting, player evaluation, academics and on-court preparation for the Privateers. Prior to UNO, Jones spent three years as an assistant coach at Samford, his alma mater, from 2005 through 2008 working for coach Jimmy Tillette, who is the program's all-time leader in wins with over 200. During his first year with the Bulldogs, Jones helped lead Samford to a 20-win season, including wins over perennial postseason teams in Southern Miss and Murray State.

Jones started his coaching career on the high school level where he served as an assistant coach at John Ehret High School in Marrero, La. from 2003-2005. After a 13-14 finish in his first year at the school, Jones helped coach the team to a 27-3 mark and a No. 2 ranking in Class 5A the following season.

After prepping as a player at Catholic High School in Baton Rouge where he helped lead the team to the 1995 Louisiana Class 5A state title game as a junior, Jones signed with Mississippi State where he started 12 games and led all Bulldog freshmen in scoring. Following his sophomore season in Starkville, he transferred to Samford where he led the program to an NCAA Tournament appearance as a junior. He averaged 13.8 points and earned all-conference accolades his senior season.

Jones earned his bachelor's degree in business management from Samford in 2001.

He and his wife, Tiffany, have two sons, Nico and Max.





# COACHES AND SUPPORT STAFF

## Tom Richardson, Assistant Coach, 12th Season, St. Xavier (Ill.) ('77)



### THE RICHARDSON FILE

#### Born

August 3, 1954

#### High School

Marist (Ill.)

#### College

##### **Bachelor's Degree:**

Social Sciences,  
St. Xavier (Ill.), '77

##### **Master's Degree:**

Physical Education,  
Chicago State, '86

#### Family

Wife, Nancy; Daughters, Mary Beth and Katie; Son, Matthew

#### Prior Basketball Career

St. Xavier (Ill.), Player (1974-77)

Marist HS (Ill.), Staff (1977-79)

Nazareth HS (Ill.), Head Coach (1980-93)

Illinois State, Staff (1993-99)

Illinois State, Head Coach (1999-2002)

Vanderbilt, Staff (2003-present)

Tom Richardson enters his 12th season at Vanderbilt after joining the men's basketball program prior to the 2003-04 season.

Richardson, one of the top minds in the game of college basketball, is in charge of player development and offseason workouts, scheduling, and assists Coach Stallings in recruiting.

A trusted friend and talented instructor, Richardson came to Vanderbilt after serving four years as head coach at Illinois State.

He succeeded Stallings as the Redbird head coach after the two had combined to lead Illinois State to a 123-63 record in six years.

During that tenure, regarded by many as the most successful in school history, the Redbirds won two Missouri Conference championships, made two trips to the NCAA Tournament and had two berths in the NIT.


In his four years as head coach, Richardson directed Illinois State to a 56-64 record with two second-place finishes in the Missouri Valley and one trip to the NIT.

Richardson gained a reputation as an excellent shooting instructor and the Illinois State field goal and free throw percentages during his tenure are proof of that ability. He was responsible for three of the top four free throw percentage seasons and three of the top five field goal percentage seasons in Illinois State history. His 2002-03 squad led the nation, shooting 44 percent from behind the 3-point line.

Prior to going to Illinois State, Richardson compiled a 193-146 record at Nazareth Academy High School in LaGrange, Ill., a Chicago suburb. He began the boys basketball program there and in his last 10 years had a 182-84 mark with three conference championships.

Richardson graduated from St. Xavier (Ill.) in 1977 and was a two-time basketball team captain. He was inducted into the school's athletics hall of fame in 1991. He received his master's from Chicago State in 1986.

He and his wife, Nancy, have three children; Mary Beth, Katie, and Matthew.





# COACHES AND SUPPORT STAFF

## Basketball Staff



### DAN CAGE DIRECTOR OF OPERATIONS

*5th Season  
Vanderbilt, 2007*

Dan Cage is entering his third season as the Director of Operations and his fifth as a member of the Vanderbilt basketball staff. Cage was promoted to the Director of Operations in July of 2012 after spending two seasons as the Assistant Director of Operations.

Cage is no stranger to the Commodore program, however. He earned four letters from 2003-07 and helped lead VU to two Sweet 16 appearances in 2004 and 2007. Cage played in 125 games in his four-year career, started 32, and in his senior season averaged 11.2 ppg.

Duties for the former Vanderbilt standout include assisting with academics, travel, scouting and Commodore basketball alumni relations.

Cage played in Europe for four seasons after graduating with an undergraduate degree in economics in May of 2007. He played in Germany (TBB-Trier) in 2007-08, France (JSF Nanterre) and Spain (Caceres) in 2008-09 and 2009-10 (CB Canarias).

Dan married his long time girlfriend from Indianapolis, Ind., Anna Pizzi in August of 2009. The couple resides in Nashville.

#### THE CAGE FILE

##### Born

January 5, 1985

##### High School

Bishop Chatard (Ind.)

##### College

##### Bachelor's Degree:

Economics,  
Vanderbilt, '07

##### Family

Wife, Anna

##### Prior Basketball Career

Bishop Chatard (Ind.), Player (2000-03)

Vanderbilt, Player (2003-07)

TBB-Trier (Germany), Player (2007-08)

JSF Nanterre (France), Player (2008-09)

Caceres (Spain), Player (2008-09)

CB Canarias (Spain), Player (2009-10)

Vanderbilt, Staff (2010-present)



### BROCK WILLIAMS ASST. VICE CHANCELLOR

*9th Season  
North Carolina, 1979*

A 32-year veteran at Vanderbilt University, Assistant Vice Chancellor for Student Athletics and Recreation Brock Williams is in his eighth year as Director of Sport Operations for men's basketball.

Williams' sports duties include day-to-day operations, budget control, department staffing and alumni relations. He also oversees Vanderbilt's student recreation center and its support of 38 intramural sports programs, as well as serves as a liaison with the cheerleading squad and Spirit of Gold pep band.

Previously, Williams worked many years as Associate Dean of Residential and Judicial Affairs at Vanderbilt.

A 1979 graduate of North Carolina, Williams earned his master's degree from Vanderbilt in 1984.

Williams and his wife Andrea, have three children: Corbin (22), Carolina Grace (19) and Christian (16).



### NEAL CLARK ACADEMIC COUNSELOR

*8th Season  
Kentucky, 1992*

After arriving at Vanderbilt in February 2005, Neal Clark now serves as a Senior Academic Counselor for Student Athletics. Neal is entering his seventh full season as the academic counselor for the Commodore men's basketball team. In addition to basketball, he also works with the women's bowling team.

Clark returned to Vanderbilt after spending one season at the University of Minnesota in 2009 working with their men's and women's basketball team.


Prior to joining Vanderbilt, Clark had worked in a similar role with the football squad at the University of Kentucky, assisting as a liaison between the university's central advising service and the athletic department. Clark also served as the Assistant Director of Student-Athlete Services for football at James Madison University from June 2002 to July 2003.

Clark earned both his bachelor's degree (1992) and master's degree (2002) in Social Work from Kentucky. He worked two years with the athletic department's Community Outreach Program from 1999-2000 before serving as an Academic Graduate Assistant from 2000-2002. Clark has been accepted into the Education Leadership and Professional Practice Doctorate Program at Travecca University and will begin to take classes in the summer of 2012. Clark is a proud father of Corrine Renee Clark who was born June 10, 2011.



# SUPPORT STAFF

## Basketball Staff



### **GARRY CHRISTOPHER** **STRENGTH & CONDITIONING**

*2nd Season*  
*Baylor, 2008*

Garry Christopher joined the Commodores as men's basketball's new Strength and Conditioning coach in the summer of 2013.

Christopher joined the Vanderbilt staff after spending one season at Purdue.

Christopher worked with the Purdue athletic department as a sports performance assistant before his arrival in Nashville. He oversaw the sports performance program for softball and women's tennis, while assisting with the men's basketball program.

Christopher previously served as a volunteer graduate assistant in the strength and conditioning department at San Diego State. He was also a strength and conditioning intern at the Rehab United Sports Performance and Physical Therapy Center in San Diego, while simultaneously serving as head strength and conditioning coach at Lincoln High School.

Christopher received a bachelor's degree in health and human performance from Baylor in 2008 and a Master's in kinesiology from San Diego State in 2011. While working toward his Master's, Christopher served as an instructor of musculoskeletal fitness and an instructor for beginning and advanced students in weight training. He played basketball at LeTourneau University during the 2003-04 season.

Christopher is a USAW sports performance coach.



### **SHANNON GORDON** **ATHLETIC TRAINER**

*8th Season*  
*Indiana State, 1992*

Shannon Gordon is in his seventh season as the athletic trainer for Commodore men's basketball and eighth at Vanderbilt. He worked with the nationally ranked VU baseball team in 2006-07.

Gordon came to Nashville after working as an athletic trainer at Ohio University. He worked closely with the men's basketball team as well as the football and women's soccer squads.

This is his second stint in Nashville as he served as outreach coordinator for high school athletic training programs through Columbia Sports Medicine from 1994-99. He also worked with the Nashville Kats from 1997-99.

Gordon has a bachelor's degree in physical education with an emphasis on athletic training from Indiana State in 1992. He earned his master's degree in kinesiology/athletic training from Indiana and is currently pursuing his PhD.

He is married to the former Kara Durham, and is the proud father of Landon Cole, who was born on February 8, 2012.



### **DEBBIE GREEN** **ADMINISTRATIVE ASSISTANT**

*17th Season*

Debbie Green, a 17-year veteran of the Vanderbilt athletic department, serves as the program's administrative assistant.

Green is in her second season as administrative assistant after working as the assistant director of ticketing in the

Commodore Ticket Office for 15 years.

A native of Franklin, Tenn., Green is in charge of the day-to-day duties of the basketball office, as well as the player will call ticket allotment at both home and away games.

Debbie and her husband Houston are the proud parents of Angie Beasley and Tiffany Fisher, and grandparents of Maggie Beasley, Maddox Fisher, and Brady Fisher.



### **JULIAN TERRELL** **DIRECTOR OF VIDEO OPERATIONS**

*2nd Season*  
*Vanderbilt, 2006*

Former Commodore standout Julian Terrell joined the Vanderbilt basketball staff in September of 2013 as the program's Director of Video Operations.

Terrell, who starred with the Commodores for Coach Stallings from 2003-06 and helped lead Vanderbilt to the Sweet 16 in 2004, returns to the program after eight years playing professionally overseas. Terrell played in Germany, Portugal, the United Arab Emirates, Belgium, Finland, and Kosovo during that time.

Terrell graduated in 2006 with a degree in Human and Organizational Development and Leadership, and averaged 7.0 points and 5.1 rebounds in his four-year Commodore career. In his senior season in 2005-06, he averaged 10.5 points and 7.2 rebounds per game.

Terrell was married to Kristian Gonzalez in June of 2009, and together they have one son, Justice Julian, who was born September 11, 2012. Terrell and his family currently reside in Hermitage, Tenn.



# UNIVERSITY ADMINISTRATION

## Nicholas S. Zeppos, Chancellor



Chancellor Nicholas S. Zeppos was raised in Milwaukee, where he spent many an afternoon watching the great Hank Aaron of the Braves slug home runs in the old County Stadium.

Named Vanderbilt's eighth chancellor in 2008, Zeppos has taken a keen interest in athletics at Vanderbilt during his more than two decades at the university.

"I don't do the operations," Zeppos said. "I don't call the plays, I don't throw the passes. I see my job as simply trying to do whatever I can to support all of the talented people who do these things."

This support has included the endorsement of an athletics capital improvement plan expected to surpass \$50 million, which orchestrates efforts to improve the student experience for athletes and assists with recruiting.

"One thing I consider the ultimate compliment is when a coach calls me and says, 'I've got a couple of recruits here. Could you meet them?'"

A distinguished legal scholar, teacher and executive, Zeppos served from 2002 to February 2008 as Vanderbilt's chief academic officer, overseeing the university's undergraduate, graduate and professional education programs and research in liberal arts and sciences, engineering, music, education, business, law and divinity. As provost and vice chancellor, he chaired Vanderbilt's budgeting and capital planning council, as well as oversaw the dean of students and dean of admissions.

Zeppos has led a number of important initiatives at Vanderbilt, including the planning process for The Ingram Commons, a landmark transformation of the first-year experience; the Strategic Academic Planning Group; innovative efforts in undergraduate admissions and financial aid; and the development of new programs in Jewish studies, law and economics and genetics, among others.

In a bold move to strength Vanderbilt's commitment to admitting undergraduates on the basis of accomplishment and achievement, rather than their ability to pay, Zeppos significantly expanded the financial aid program in 2009. By replacing undergraduate, need-based loans with grant and scholarship assistance, the university opened its doors wider to highly talented and qualified students of all economic, cultural and geographical backgrounds. The expanded aid program is funded by a combination of strategic budget allocations, the university's Shape the Future fundraising campaign, which under Zeppos' leadership raised over \$1.9 billion, and the current Opportunity Vanderbilt campaign.

Zeppos was recognized with five teaching awards at the law school before serving as an associate dean, associate provost, and provost and vice chancellor for academic affairs. He also served as interim chancellor for eight months prior to being formally appointed as Vanderbilt's eighth chancellor on March 1, 2008.

Zeppos is the Vice President of the 2013-14 executive committee of the Southeastern Conference and has been named President-elect for the 2014-16 term.

In the Nashville community, Zeppos serves on the boards of the Nashville Area Chamber of Commerce and the Nashville Public Education Foundation. He also serves on the National Security Higher Education Advisory Board and the Freedom Forum Diversity Institute Board.

From 1982 to 1987, Zeppos practiced law in Washington, D.C., at the United States Department of Justice and at Wilmer, Cutler & Pickering, where he specialized in appellate litigation involving complex regulatory, statutory and constitutional matters.


Zeppos is a 1979 magna cum laude graduate of the University of Wisconsin Law School, where he served as editor in chief of the Wisconsin Law Review and was selected as the outstanding graduate of his class. He studied history during his undergraduate years at the university, where he was a 1976 Phi Beta Kappa graduate.

He is married to Lydia A. Howarth, a graduate of the University of Chicago and Lawrence University, who is an editor. They have two sons, Benjamin and Nicholas.



# UNIVERSITY ADMINISTRATION

## David Williams II, Vice Chancellor for University Affairs and Athletics



Since 2003, David Williams II has guided the Commodores into arguably the “Golden Era” of Vanderbilt athletics as the university’s Director of Athletics.

Williams ranks among the university’s most prominent leaders, serving in numerous capacities since arriving in Nashville in 2000. Aside from his role in McGugin Center, Williams holds the titles of Vice Chancellor for University Affairs and Athletics and law professor at Vanderbilt. He also is active with the SEC and NCAA in matters of negotiations, reforms, regulations and planning.

Today, Williams has firmly placed his stamp on the program, and has positioned Vanderbilt athletics among the most innovative in the nation. Just in the past year, Williams has been instrumental in directing the Commodores toward national prominence. Under his leadership, a \$31 million multi-purpose indoor facility opened in November. The state-of-the-art complex houses a practice field and a 300-meter indoor track. In January, he hired Derek Mason, one of the country’s most well-respected and brightest coordinators, as head coach of the football team. And, in June, the baseball team won the first men’s national championship in school history by reigning supreme at the College World Series.

The cumulative grade point for Vanderbilt student-athletes has continued to improve through Williams’ tenure, reaching its highest level in more than two decades. Competitive successes, such as a school-record three straight bowl appearances (including two consecutive bowl wins) in football, recent SEC titles in baseball, women’s cross country and women’s golf is becoming an expectation on campus. Individual accomplishment has been increasing, with 12 Vanderbilt athletes being selected in the first round of their respective professional drafts in the last 10 years.

In addition to the hiring of Mason, Williams also demonstrated his leadership within the Vanderbilt program by orchestrating successful searches for exceptional coaches to guide Commodore sports. In 2012, Williams also directed the search for new men’s golf coach Scott Limbaugh. This past May, Limbaugh, in just his second season, guided Vanderbilt to the NCAA Championships for the first time since 2007.

Williams has kept top coaches and staffs on campus. Recently, he orchestrated extensions for baseball coach Tim Corbin and men’s tennis coach Ian Duvenhage.

Williams has addressed numerous facility upgrades, including an extensive refurbishing of Vanderbilt Stadium and football locker rooms, expansion of Hawkins Field, addition of new tennis courts and amenities at Brownlee O. Currey Tennis Center and renovations in Memorial Gym, the Hendrix Room and the McGugin Center.

An initiative to allow more overseas travel and study for Vanderbilt student-athletes also has become reality during Williams’ tenure. Last year, 21 athletes ventured to Tanzania during the summer of 2013 for a 10-day service trip to bring shoes to underprivileged communities in Africa in conjunction with Soles4Souls.

In association with Vanderbilt Athletics, Williams has served as a member of the SEC team that negotiated recent ESPN and CBS television partner contracts. Williams also serves as Chair of the NCAA Infraction Appeals Committee and is a member of the NCAA Enforcement Working Group.

Williams joined Vanderbilt from The Ohio State University in 2000 as Vice Chancellor, General Counsel and University Secretary. His role expanded to Vanderbilt Athletics in 2002.

Williams served numerous administrative roles at Ohio State over 14 years. When he accepted the Vanderbilt role, Williams was Vice President of Student and Urban/Community Affairs and Professor of Law at Ohio State.

A native of Detroit, Williams received a Bachelor of Science in Social Science and Master of Arts in Education from Northern Michigan University, where he ran track. He also earned a Master of Business Administration and a Doctor of Jurisprudence from the University of Detroit, and an L.L.M. in taxation from New York University. Before entering law school, Williams spent 10 years as a teacher and coach in the Detroit public school system.

Williams has taught at the law schools of the University of Detroit, Capital University, Ohio State and Vanderbilt, and twice directed the Ohio State Law Program in Oxford, England. He was elected outstanding law professor at both the University of Detroit and The Ohio State University.

Williams is active in the Nashville area community, serving as a board member with several organizations.

Currently, Williams is serving a second term on Nashville Mayor Karl Dean’s Procurement Standards Board. He is also a former two-term member of the Nashville branch of the Atlanta Federal Reserve Board.

Williams and his wife, Gail, have four children: Erika, who is a grade school teacher in Detroit and graduate of Eastern Michigan University; David Williams III, who is a two-time graduate of Bowling Green State University and is an academic counselor at Michigan State where he is working toward a doctorate; Samantha, a Brown University graduate and swimmer now attending Vanderbilt Law School after working for U.S. Senator Lamar Alexander; and Nick, who was named a scholar athlete as a freshman member of the High Point (N.C.) University track team and graduated from University School of Nashville where he was selected as 2012-13 co-Athlete of the Year after competing in cross country, basketball, track and soccer.

Williams’ wife, Gail, is a graduate of the University of Michigan and the University of Detroit College of Law and serves as the Associate Director of Community Relations of Vanderbilt. She is a past president and current board member of the University School of Nashville Board of Trustees and is the past Chair of the Metro Transit Authority where she continues to serve as a board member. In addition, Gail serves on the Boards of many non-profit organizations, including The Frist Center, The Women’s Fund Advisory Board, and the YWCA.



# 2014-15 PRESEASON NOTES

## Vanderbilt Returns Two Starters

The Commodores return two starters in sophomore Damian Jones at the center position and a pair of players who shared all 31 starts in 2013-14 in senior James Siakam and sophomore Luke Kornet. Vanderbilt lost starters Kyle Fuller and Rod Odom to graduation and Dai-Jon Parker elected to transfer for his senior season.

Jones played in all 31 games and started 28, while Siakam tallied 28 starts at the four position. Kornet played in 30 games and started the last two games of the 2013-14 season.

## Damian Jones SEC All-Freshman

Freshman post player Damian Jones had an outstanding freshman campaign, and was named to the All-SEC Freshman team by the league's coaches to prove it. He averaged 11.3 points and 5.7 rebounds per contest, scored in double figures in 20 games, and had five double-doubles on the season. He won SEC Freshman of the Week when he averaged 16.5 points and 5.5 rebounds in games against Missouri and Auburn earlier in his freshman year.

The big man from Baton Rouge, La., also blocked 43 shots in his freshman campaign, which ties him for ninth on the single-season Vanderbilt all-time list.

## Stallings Becomes All-Time Winningest Vanderbilt Coach

Head Coach Kevin Stallings, who won his 279th career game with Vanderbilt against Lipscomb on November 15, 2013, and became the all-time Vanderbilt wins leader, surpassing legendary coach Roy Skinner. Stallings now has 292 wins at Vanderbilt, is the wins leader at Memorial Gym with 198, and has 415 victories as a head coach.

## Stallings' Success

Coach Stallings has seven 20-win seasons in the last 10 seasons, with six NCAA tournament appearances and two Sweet 16's (2004 and 2007). Stallings has the most 20-win campaigns in Vanderbilt history, and is the first Commodore coach to lead Vanderbilt to three consecutive NCAA Tournaments (2010, 2011, 2012).

## New Backcourt

Although the Commodores return significant playing time at the power forward and center positions, Vanderbilt must break in an entire new backcourt in 2014-15.

Freshmen Shelton Mitchell and Riley LaChance will compete for the starting point guard position, with Wade Baldwin IV, Matthew Fisher-Davis, and Jeff Roberson filling in for the Commodores at the two and three positions.

Vanderbilt's recruiting class of 2014 was ranked 24th by Rivals.com, and they will get ample opportunities for playing time this season.

## International Presence

The Commodores are represented by two countries on this year's roster - the United States and Cameroon (James Siakam) - to continue Vanderbilt's line of foreign players. VU has had a player from outside of the United States on its roster for every season dating back to the 1996-97 campaign. The countries represented in the last 16 years (Ivory Coast, Poland, Austria, England, Australia, Cameroon, Nigeria, Sweden, Germany).

## 3-Point Streak Continues Through 27th Season; VU One Of Three Teams To Hit A Trey In Every Game Since 1986-87 Season

Vanderbilt has made a 3-pointer in 896 consecutive games, a streak which began at the inception of the 3-point line in 1986-87. The Commodores rank second only to UNLV for the longest streak in Division I basketball. Vanderbilt, UNLV and Princeton are the only three schools in college basketball to have made at least one 3-pointer in every game played since the 3-point line was implemented.

## Individual and Team Notes

- The Commodores lost their first, third, and fourth leading scorers from 2013-14 in seniors Rod Odom, Kyle Fuller, and junior Dai-Jon Parker. Odom, a second-team All-SEC selection by the league's coaches, averaged 13.6 points per game, while Fuller added 11.0 ppg and Parker 8.3 ppg.
- Vanderbilt played with only seven scholarship players during SEC play a year ago, which meant a few players logged some major minutes. Guard Dai-Jon Parker played the full 40 minutes eight times in league play, with Rod Odom and Kyle Fuller doing it five times apiece. The trio finished 1, Parker (38.3 mpg), 2, Odom (36.8), 6, Fuller (35.1) in minutes played in SEC play. Only one other player played the full 40 minutes in league play in 2013-14 (Trevor Releford, vs. LSU).
- Sophomore seven-footer Luke Kornet was one of only eight seven footers in the SEC this season, but was the only one who shoots threes on a regular basis. Kornet finished 21-89 for the season, and was one of only two to have shot a three in 2013-14 (Darcy Malone, LSU, 3-7 in 2013-14). Against Ole Miss in Oxford, he scored a career high 13 points in a career-best 34 minutes of action.
- Senior James Siakam posted three double-doubles in 2013-14 (vs. Lipscomb, at Texas A&M, vs. Texas A&M), and was second on the team with 1.3 blocks per game. Vanderbilt finished 3-0 in the games in which he had a double-double, and 5-1 when he scored in double figures.





# DEPARTED PLAYERS

## Senior Kyle Fuller

Fuller's Statistics at Vanderbilt																											
Year	GP	GS	Min	Avg	FG	FGA	Pct.	3pt	3ptA	Pct	FT	FTA	Pct	Off	Def	Tot	Avg	PF	FO	Ast	TO	Blk	Stl	Pts	Avg		
2010-11	34	0	499	14.7	24	78	.308	7	29	.241	8	16	.500	8	38	46	1.4	44	0	55	34	1	13	63	1.9		
2011-12	18	1	125	6.9	6	22	.273	0	8	.000	5	8	.625	2	14	16	0.9	7	0	17	10	0	5	17	0.9		
2012-13	33	14	866	26.2	96	248	.387	28	103	.272	66	94	.702	5	72	77	2.3	45	0	65	47	2	20	286	8.7		
2013-14	31	22	983	31.7	103	281	.367	23	91	.253	111	152	.730	12	104	116	3.7	45	0	130	93	2	22	340	11.0		
<b>TOTAL</b>	<b>116</b>	<b>37</b>	<b>2473</b>	<b>21.3</b>	<b>229</b>	<b>629</b>	<b>.364</b>	<b>58</b>	<b>231</b>	<b>.251</b>	<b>190</b>	<b>270</b>	<b>.704</b>	<b>27</b>	<b>228</b>	<b>255</b>	<b>2.2</b>	<b>141</b>	<b>0</b>	<b>267</b>	<b>184</b>	<b>5</b>	<b>60</b>	<b>706</b>	<b>6.1</b>		

Fuller's SEC Statistics at Vanderbilt																											
Year	GP	GS	Min	Avg	FG	FGA	Pct.	3pt	3ptA	Pct	FT	FTA	Pct	Off	Def	Tot	Avg	PF	FO	Ast	TO	Blk	Stl	Pts	Avg		
2010-11	16	0	218	13.6	7	28	.250	4	8	.500	5	10	.500	4	18	22	1.4	18	0	21	11	0	5	23	1.4		
2011-12	8	0	24	3.0	1	5	.200	0	1	.000	1	2	.500	0	3	3	0.4	0	0	4	3	0	0	3	0.4		
2012-13	18	2	393	21.8	36	108	.333	13	47	.277	25	35	.714	2	35	37	2.1	18	0	30	23	0	6	110	6.1		
2013-14	18	17	632	35.1	67	194	.345	16	69	.232	64	92	.696	9	56	65	3.6	26	0	81	61	2	14	214	11.9		
<b>TOTAL</b>	<b>60</b>	<b>19</b>	<b>1267</b>	<b>21.1</b>	<b>111</b>	<b>335</b>	<b>.331</b>	<b>33</b>	<b>125</b>	<b>.264</b>	<b>95</b>	<b>139</b>	<b>.683</b>	<b>15</b>	<b>112</b>	<b>127</b>	<b>2.1</b>	<b>62</b>	<b>0</b>	<b>136</b>	<b>98</b>	<b>2</b>	<b>25</b>	<b>350</b>	<b>5.8</b>		

## Senior Rod Odom

Odom's Statistics at Vanderbilt																											
Year	GP	GS	Min	Avg	FG	FGA	Pct.	3pt	3ptA	Pct	FT	FTA	Pct	Off	Def	Tot	Avg	PF	FO	Ast	TO	Blk	Stl	Pts	Avg		
2010-11	34	8	533	15.7	47	115	.409	28	75	.373	10	16	.625	35	53	88	2.6	71	1	12	38	4	15	132	3.9		
2011-12	36	2	517	14.4	30	77	.390	15	40	.375	12	22	.545	25	48	73	2.0	70	0	19	20	8	7	87	2.4		
2012-13	33	32	999	30.3	109	299	.365	55	156	.353	70	109	.642	57	92	149	4.5	74	2	28	43	26	16	343	10.4		
2013-14	31	31	1116	36.0	136	342	.398	85	221	.385	66	92	.717	41	121	162	5.2	75	1	37	42	18	18	423	13.6		
<b>TOTAL</b>	<b>134</b>	<b>73</b>	<b>3165</b>	<b>23.6</b>	<b>322</b>	<b>833</b>	<b>.387</b>	<b>183</b>	<b>492</b>	<b>.372</b>	<b>158</b>	<b>239</b>	<b>.661</b>	<b>158</b>	<b>314</b>	<b>472</b>	<b>3.5</b>	<b>290</b>	<b>4</b>	<b>96</b>	<b>143</b>	<b>56</b>	<b>56</b>	<b>985</b>	<b>7.4</b>		

Odom's SEC Statistics at Vanderbilt																											
Year	GP	GS	Min	Avg	FG	FGA	Pct.	3pt	3ptA	Pct	FT	FTA	Pct	Off	Def	Tot	Avg	PF	FO	Ast	TO	Blk	Stl	Pts	Avg		
2010-11	16	4	268	16.8	24	51	.471	13	32	.406	4	6	.667	15	25	40	2.5	37	1	6	20	0	6	65	4.1		
2011-12	16	0	205	12.8	9	25	.360	6	15	.400	8	13	.615	6	21	27	1.7	24	0	13	7	3	2	32	2.0		
2012-13	18	17	547	30.4	59	158	.373	31	85	.365	43	61	.705	33	48	81	4.5	36	1	15	21	10	5	192	10.7		
2013-14	18	18	662	36.8	79	207	.382	50	140	.357	40	55	.727	22	68	90	5.0	47	1	19	26	10	14	248	13.8		
<b>TOTAL</b>	<b>68</b>	<b>39</b>	<b>1682</b>	<b>24.7</b>	<b>171</b>	<b>441</b>	<b>.388</b>	<b>100</b>	<b>272</b>	<b>.368</b>	<b>95</b>	<b>135</b>	<b>.704</b>	<b>76</b>	<b>162</b>	<b>238</b>	<b>3.5</b>	<b>144</b>	<b>3</b>	<b>53</b>	<b>74</b>	<b>23</b>	<b>27</b>	<b>537</b>	<b>7.9</b>		

## Junior Dai-Jon Parker

Parker's Statistics at Vanderbilt																											
Year	GP	GS	Min	Avg	FG	FGA	Pct.	3pt	3ptA	Pct	FT	FTA	Pct	Off	Def	Tot	Avg	PF	FO	Ast	TO	Blk	Stl	Pts	Avg		
2011-12	36	0	398	11.1	22	71	.310	11	44	.250	6	9	.667	5	30	35	1.0	28	0	25	17	6	9	61	1.7		
2012-13	25	19	713	28.5	60	145	.414	29	73	.397	31	50	.620	12	99	111	4.4	51	0	60	38	7	17	180	7.2		
2013-14	31	26	1071	34.5	90	221	.407	46	120	.383	32	45	.711	20	115	135	4.4	68	0	98	70	10	26	258	8.3		
<b>TOTAL</b>	<b>92</b>	<b>45</b>	<b>2182</b>	<b>23.7</b>	<b>172</b>	<b>437</b>	<b>.394</b>	<b>86</b>	<b>237</b>	<b>.363</b>	<b>69</b>	<b>104</b>	<b>.663</b>	<b>37</b>	<b>244</b>	<b>281</b>	<b>3.1</b>	<b>147</b>	<b>0</b>	<b>183</b>	<b>125</b>	<b>23</b>	<b>52</b>	<b>499</b>	<b>5.4</b>		

Parker's SEC Statistics at Vanderbilt																											
Year	GP	GS	Min	Avg	FG	FGA	Pct.	3pt	3ptA	Pct	FT	FTA	Pct	Off	Def	Tot	Avg	PF	FO	Ast	TO	Blk	Stl	Pts	Avg		
2011-12	16	0	171	10.7	10	23	.435	6	16	.375	4	5	.800	1	18	19	1.2	16	0	9	8	0	2	30	1.9		
2012-13	18	16	525	29.2	43	108	.398	22	54	.407	29	45	.644	9	72	81	4.5	38	0	49	30	4	10	137	7.6		
2013-14	18	17	690	38.3	57	148	.385	29	81	.358	31	42	.738	14	70	84	4.7	42	0	56	42	4	17	174	9.7		
<b>TOTAL</b>	<b>52</b>	<b>33</b>	<b>1386</b>	<b>26.7</b>	<b>110</b>	<b>279</b>	<b>.394</b>	<b>57</b>	<b>151</b>	<b>.377</b>	<b>64</b>	<b>92</b>	<b>.696</b>	<b>24</b>	<b>160</b>	<b>184</b>	<b>3.5</b>	<b>96</b>	<b>0</b>	<b>114</b>	<b>80</b>	<b>8</b>	<b>29</b>	<b>341</b>	<b>6.6</b>		



**2013-14 SEASON REVIEW**



# 2013-14 STATISTICS

**Overall Record: 15-16; SEC: 7-11; Home: 10-6; Away: 3-8; Neutral: 2-2**

**Overall Statistics**

No. Player	GP	GS	Min	Avg	TOTAL			3-PTS			REBOUNDS										Pts	Avg			
					FG	FGA	Pct	3FG	FGA	Pct	FT	FTA	Pct	Off	Def	Tot	Avg	PF	FO	A			TO	Blk	Stl
01 MCCLELLAN, Eric	12	12	370	30.8	58	133	.436	6	33	.182	49	81	.605	8	45	53	4.4	29	1	38	42	2	15	171	14.3
00 ODOM, Rod	31	31	1116	36.0	136	342	.398	85	221	.385	66	92	.717	41	121	162	5.2	75	1	37	42	18	18	423	13.6
30 JONES, Damian	31	28	803	25.9	138	254	.543	0	0	.000	73	134	.545	57	119	176	5.7	104	3	7	56	43	9	349	11.3
11 FULLER, Kyle	31	22	983	31.7	103	281	.367	23	91	.253	111	152	.730	12	104	116	3.7	45	0	130	93	2	22	340	11.0
24 PARKER, Dai-Jon	31	26	1071	34.5	90	221	.407	46	120	.383	32	45	.711	20	115	135	4.4	68	0	98	70	10	26	258	8.3
35 SIAKAM, James	31	28	748	24.1	76	129	.589	0	4	.000	70	101	.693	71	93	164	5.3	104	5	36	40	41	28	222	7.2
40 HENDERSON, Josh	8	3	152	19.0	21	43	.488	0	0	.000	11	17	.647	14	20	34	4.3	16	0	3	6	3	5	53	6.6
03 KORNET, Luke	30	2	460	15.3	45	131	.344	21	89	.236	8	15	.533	19	49	68	2.3	34	0	23	21	17	9	119	4.0
10 WATKINS, Nathan	9	0	53	5.9	5	18	.278	3	15	.200	8	11	.727	2	6	8	0.9	3	0	0	4	0	0	21	2.3
34 MOATS, Shelby	31	1	332	10.7	17	45	.378	7	26	.269	5	9	.556	14	36	50	1.6	45	0	9	21	2	7	46	1.5
12 CROSS, Rob	2	1	2	1.0	0	0	.000	0	0	.000	0	0	.000	2	0	2	1.0	0	0	1	0	0	0	0.0	
14 JOSEPHS, Carter	20	1	160	8.0	0	1	.000	0	0	.000	0	1	.000	0	7	7	0.4	17	0	22	8	0	6	0	0.0
TM TEAM.....														45	49	94	3.0	1			11			0	
Total.....	31				689	1598	.431	191	599	.319	433	658	.658	305	764	1069	34.5	541	10	404	414	138	145	2002	64.6
Opponents.....	31				722	1777	.406	181	595	.304	407	628	.648	404	715	1119	36.1	555	-	347	331	113	217	2032	65.5

**SEC Record: 7-11; Home: 4-5; Away: 3-6**

**SEC Statistics**

No. Player	GP	GS	Min	Avg	TOTAL			3-PTS			REBOUNDS										Pts	Avg			
					FG	FGA	Pct	3FG	FGA	Pct	FT	FTA	Pct	Off	Def	Tot	Avg	PF	FO	A			TO	Blk	Stl
00 ODOM, Rod	18	18	662	36.8	79	207	.382	50	140	.357	40	55	.727	22	68	90	5.0	47	1	19	26	10	14	248	13.8
11 FULLER, Kyle	18	17	632	35.1	67	194	.345	16	69	.232	64	92	.696	9	56	65	3.6	26	0	81	61	2	14	214	11.9
30 JONES, Damian	18	18	525	29.2	82	160	.513	0	0	.000	46	77	.597	38	79	117	6.5	67	2	5	37	26	7	210	11.7
24 PARKER, Dai-Jon	18	17	690	38.3	57	148	.385	29	81	.358	31	42	.738	14	70	84	4.7	42	0	56	42	4	17	174	9.7
35 SIAKAM, James	18	17	469	26.1	42	72	.583	0	2	.000	39	56	.696	45	56	101	5.6	63	4	20	25	29	15	123	6.8
10 WATKINS, Nathan	5	0	39	7.8	5	16	.313	3	13	.231	7	8	.875	1	3	4	0.8	1	0	0	3	0	0	20	4.0
03 KORNET, Luke	18	1	279	15.5	24	78	.308	12	57	.211	4	9	.444	10	29	39	2.2	16	0	13	13	10	7	64	3.6
34 MOATS, Shelby	18	0	200	11.1	10	26	.385	6	16	.375	5	6	.833	10	20	30	1.7	23	0	4	9	0	3	31	1.7
12 CROSS, Rob	2	1	2	1.0	0	0	.000	0	0	.000	0	0	.000	2	0	2	1.0	0	0	1	0	0	0	0	0.0
14 JOSEPHS, Carter	14	1	127	9.1	0	1	.000	0	0	.000	0	0	.000	0	6	6	0.4	15	0	21	5	0	5	0	0.0
TM TEAM.....														23	29	52	2.9	1			7			0	
Total.....	18				366	902	.406	116	378	.307	236	345	.684	174	416	590	32.8	301	7	220	228	81	82	1084	60.2
Opponents.....	18				400	1004	.398	111	347	.320	242	360	.672	248	420	668	37.1	308	-	194	182	64	129	1153	64.1



# 2013-14 RESULTS

2013-14 Game-by-Game Results • 15-16 Overall • 10-6 Home • 3-8 Away • 2-2 Neutral

<u>Date</u>	<u>Opponent</u>	<u>W/L</u>	<u>Score</u>	<u>Attend</u>	<u>VU High Scorer</u>	<u>VU High Rebounder</u>
11/12/13	GEORGIA STATE	W	86-80	8,241	(19)ODOM, Rod (19)JONES, Damian	(7)JONES, Damian
11/15/13	LIPSCOMB	W	80-69	8,216	(20)ODOM, Rod	(13)SIKAM, James
11/19/13	at BUTLER	LOT	77-85	6617	(29)MCCLELLAN, Eric	(6)ODOM, Rod (6)HENDERSON, Josh (6)MCCLELLAN, Eric
11/22/13	vs Providence+	L	60-67	2275	(17)ODOM, Rod	(7)HENDERSON, Josh
11/23/13	vs Morgan State+	W	75-66	1323	(16)FULLER, Kyle	(6)KORNET, Luke (6)PARKER, Dai-Jon (6)FULLER, Kyle
11/25/13	vs Loyola Marymount +	W	77-68	1222	(20)FULLER, Kyle	(8)ODOM, Rod
12/02/13	at Texas \$	L	64-70	7431	(22)MCCLELLAN, Eric	(6)JONES, Damian (6)ODOM, Rod (6)PARKER, Dai-Jon
12/05/13	MARSHALL	W	69-67	8240	(15)JONES, Damian (15)SIKAM, James	(7)MCCLELLAN, Eric
12/17/13	AUSTIN PEAY	W	58-56	8422	(12)JONES, Damian	(9)ODOM, Rod
12/21/13	GEORGIA TECH	W	76-63	9022	(18)ODOM, Rod	(6)FULLER, Kyle
12/30/13	SAINT LOUIS	L	49-57	9305	(12)JONES, Damian	(8)SIKAM, James
01/04/14	NORTHEASTERN	W	79-49	8438	(21)ODOM, Rod	(7)ODOM, Rod (7)KORNET, Luke
01/07/14	at Alabama*	L	63-68	10304	(20)ODOM, Rod	(10)ODOM, Rod
01/11/14	KENTUCKY*	L	62-71	14316	(18)JONES, Damian	(11)JONES, Damian
01/16/14	MISSOURI*	W	78-75	8478	(24)ODOM, Rod	(8)ODOM, Rod (8)JONES, Damian
01/18/14	at LSU*	L	58-81	9716	(20)ODOM, Rod	(6)ODOM, Rod (6)JONES, Damian
01/22/14	OLE MISS*	L	52-63	8952	(18)ODOM, Rod	(10)JONES, Damian (10)SIKAM, James
01/25/14	at Texas A&M*	W	66-55	6520	(22)SIKAM, James	(10)SIKAM, James
01/29/14	at Georgia*	W	59-54	6234	(16)ODOM, Rod	(12)ODOM, Rod
02/01/14	MISSISSIPPI STATE*	W	55-49	9170	(18)ODOM, Rod	(7)SIKAM, James
02/05/14	TENNESSEE*	W	64-60	10733	(26)ODOM, Rod	(7)PARKER, Dai-Jon
02/08/14	ARKANSAS*	L	75-77	10647	(22)ODOM, Rod	(7)JONES, Damian
02/13/14	at South Carolina*	L	59-65	9829	(20)FULLER, Kyle	(10)JONES, Damian
02/15/14	TEXAS A&M*	WOT	57-54	9059	(16)SIKAM, James	(13)JONES, Damian
02/19/14	at Missouri*	L	64-67	9635	(19)JONES, Damian	(7)JONES, Damian
02/22/14	at Auburn*	W	67-59	6814	(21)PARKER, Dai-Jon	(9)SIKAM, James
02/25/14	FLORIDA*	L	54-57	11132	(12)ODOM, Rod	(6)PARKER, Dai-Jon
03/01/14	at Tennessee*	L	38-76	17208	(9)FULLER, Kyle	(7)PARKER, Dai-Jon
03/06/14	LSU*	L	51-57	9968	(15)ODOM, Rod	(6)FULLER, Kyle (6)JONES, Damian (6)SIKAM, James
3/8/14	at Ole Miss*	L	62-65	7479	(25)PARKER, Dai-Jon	(11)JONES, Damian
3/12/14	vs Mississippi State#	L	68-82	7132	(16)JONES, Damian	(5)SIKAM, James

**KEY:**

- + = ezybonds Paradise Jam, St. Thomas, U.S. Virgin Islands
- \$ = Big 12/SEC Challenge
- \* = Southeastern Conference game
- # = 2014 SEC Tournament, Georgia Dome, Atlanta, Ga.

<u>Attendance Summary</u>	<u>Games</u>	<u>Totals</u>	<u>Avg/Game</u>
HOME	16	152539	9534
AWAY	11	97787	8890
NEUTRAL	4	4820	1205
<b>TOTAL</b>	<b>31</b>	<b>255146</b>	<b>8231</b>



# 2013-14 STATISTICS

## 2013-14 Vanderbilt Game-by-Game Statistics

Opponent	Date	Score	W/L	Total			3-Pt	Free throws			Rebounds				PF	A	TO	Blk	Stl	Pts	Avg		
				FG	FGA	Pct		3FG	FGA	Pct	FT	FTA	Pct	Off								Def	Tot
GEORGIA STATE	11/12/13	86-80	W	30	54	.556	10	21	.476	16	27	.593	7	23	30	30.0	20	20	9	3	4	86	86.0
LIPSCOMB	11/15/13	80-69	W	25	47	.532	8	18	.444	22	37	.595	8	34	42	36.0	19	14	11	3	1	80	83.0
at BUTLER	11/19/13	77-85	Lot	26	54	.481	5	16	.313	20	30	.667	10	28	38	36.7	31	12	19	6	3	77	81.0
vs Providence	11/22/13	60-67	L	25	55	.455	5	14	.357	5	12	.417	8	27	35	36.2	16	11	17	3	5	60	75.8
vs Morgan State	11/23/13	75-66	W	28	62	.452	4	15	.267	15	32	.469	16	27	43	37.6	16	18	14	2	6	75	75.6
vs LMU	11/25/13	77-68	W	25	52	.481	3	10	.300	24	32	.750	11	27	38	37.7	19	13	13	1	3	77	75.8
at Texas	12/02/13	64-70	L	22	58	.379	5	21	.238	15	21	.714	10	25	35	37.3	21	13	15	3	8	64	74.1
MARSHALL	12/05/13	69-67	W	23	51	.451	5	17	.294	18	26	.692	11	28	39	37.5	18	10	18	6	3	69	73.5
AUSTIN PEAY	12/17/13	58-56	W	19	51	.373	4	20	.200	16	24	.667	12	31	43	38.1	14	9	19	9	5	58	71.8
GEORGIA TECH	12/21/13	76-63	W	26	52	.500	7	15	.467	17	29	.586	9	28	37	38.0	15	17	9	3	5	76	72.2
SAINT LOUIS	12/30/13	49-57	L	19	56	.339	3	17	.176	8	11	.727	14	25	39	38.1	18	12	17	5	8	49	70.1
NORTHEASTERN	01/04/14	79-49	W	30	48	.625	8	12	.667	11	16	.688	6	29	35	37.8	17	21	12	10	8	79	70.8
at Alabama	01/07/14	63-68	L	21	46	.457	6	13	.462	15	17	.882	10	22	32	37.4	18	8	16	3	6	63	70.2
KENTUCKY	01/11/14	62-71	L	25	50	.500	6	20	.300	6	10	.600	5	23	28	36.7	16	18	16	4	3	62	69.6
MISSOURI	01/16/14	78-75	W	23	59	.390	12	32	.375	20	27	.741	11	24	35	36.6	18	18	9	7	4	78	70.2
at LSU	01/18/14	58-81	L	19	53	.358	5	20	.250	15	20	.750	11	13	24	35.8	20	8	10	5	6	58	69.4
OLE MISS	01/22/14	52-63	L	20	53	.377	3	20	.150	9	17	.529	13	27	40	36.1	13	10	17	9	2	52	68.4
at Texas A&M	01/25/14	66-55	W	20	48	.417	7	22	.318	19	23	.826	9	27	36	36.1	17	15	9	7	3	66	68.3
at Georgia	01/29/14	59-54	W	15	39	.385	8	18	.444	21	32	.656	4	31	35	36.0	19	10	12	5	3	59	67.8
MISSISSIPPI STATE	02/01/14	55-49	W	21	47	.447	6	25	.240	7	12	.583	5	23	28	35.6	8	13	14	4	9	55	67.2
TENNESSEE	02/05/14	64-60	W	24	46	.522	6	15	.400	10	17	.588	7	19	26	35.1	16	14	6	6	3	64	67.0
ARKANSAS	02/08/14	75-77	L	24	47	.511	8	21	.381	19	28	.679	11	17	28	34.8	15	12	15	5	4	75	67.4
at South Carolina	02/13/14	59-65	L	21	48	.438	3	15	.200	14	23	.609	12	19	31	34.7	18	9	12	8	5	59	67.0
TEXAS A&M	02/15/14	57-54	Wot	17	55	.309	3	26	.115	20	31	.645	17	24	41	34.9	14	8	13	4	7	57	66.6
at Missouri	02/19/14	64-67	L	24	60	.400	6	19	.316	10	14	.714	11	24	35	34.9	18	16	9	2	4	64	66.5
at Auburn	02/22/14	67-59	W	23	52	.442	11	26	.423	10	17	.588	10	25	35	34.9	14	18	11	2	7	67	66.5
FLORIDA	02/25/14	54-57	L	20	41	.488	8	18	.444	6	11	.545	4	22	26	34.6	16	11	16	2	6	54	66.0
at Tennessee	03/01/14	38-76	L	11	49	.224	3	15	.200	13	18	.722	14	18	32	34.5	16	6	14	2	4	38	65.0
LSU	03/06/14	51-57	L	18	59	.305	7	29	.241	8	12	.667	11	29	40	34.7	20	11	12	6	5	51	64.6
at Ole Miss	03/08/14	62-65	L	20	50	.400	8	24	.333	14	16	.875	9	29	38	34.8	25	15	17	0	1	62	64.5
vs Mississippi State	03/12/14	68-82	L	25	56	.446	8	25	.320	10	16	.625	9	16	25	34.5	16	14	13	3	4	68	64.6
<b>Vanderbilt</b>	<b>2002</b>			<b>689</b>	<b>1598</b>	<b>.431</b>	<b>191</b>	<b>599</b>	<b>.319</b>	<b>433</b>	<b>658</b>	<b>.658</b>	<b>305</b>	<b>764</b>	<b>1069</b>	<b>34.5</b>	<b>541</b>	<b>404</b>	<b>414</b>	<b>138</b>	<b>145</b>	<b>2002</b>	<b>64.6</b>

Home games in CAPS.

## 2013-14 Opponent Game-by-Game Statistics

Opponent	Date	Score	W/L	Total			3-Pt	Free throws			Rebounds				PF	A	TO	Blk	Stl	Pts	Avg		
				FG	FGA	Pct		3FG	FGA	Pct	FT	FTA	Pct	Off								Def	Tot
GEORGIA STATE	11/12/13	86-80	W	28	61	.459	6	22	.273	18	25	.720	12	22	34	34.0	19	12	7	5	4	80	80.0
LIPSCOMB	11/15/13	80-69	W	24	60	.400	10	28	.357	11	19	.579	6	20	26	30.0	29	13	7	0	2	69	74.5
at BUTLER	11/19/13	77-85	Lot	30	64	.469	7	19	.368	18	31	.581	13	23	36	32.0	23	12	10	6	6	85	78.0
vs Providence	11/22/13	60-67	L	25	61	.410	5	21	.238	12	17	.706	11	23	34	32.5	14	13	10	5	6	67	75.2
vs Morgan State	11/23/13	75-66	W	23	57	.404	7	22	.318	13	22	.591	11	30	41	34.2	24	12	16	5	10	66	73.4
vs LMU	11/25/13	77-68	W	25	62	.403	4	18	.222	14	21	.667	11	21	32	33.8	23	7	10	2	7	68	72.5
at Texas	12/02/13	64-70	L	25	56	.446	5	13	.385	15	29	.517	13	28	41	34.9	18	15	14	6	7	70	72.1
MARSHALL	12/05/13	69-67	W	24	60	.400	5	16	.313	14	23	.609	13	21	34	34.8	19	9	12	4	11	67	71.5
AUSTIN PEAY	12/17/13	58-56	W	23	67	.343	3	13	.231	7	10	.700	15	23	38	35.1	19	8	14	3	9	56	69.8
GEORGIA TECH	12/21/13	76-63	W	25	65	.385	4	25	.160	9	16	.563	17	22	39	35.5	19	11	11	6	2	63	69.1
SAINT LOUIS	12/30/13	49-57	L	21	52	.404	3	19	.158	12	18	.667	10	22	32	35.2	11	11	11	4	9	57	68.0
NORTHEASTERN	01/04/14	79-49	W	17	54	.315	5	19	.263	10	21	.476	16	15	31	34.8	16	9	14	2	7	49	66.4
at Alabama	01/07/14	63-68	L	25	52	.481	6	16	.375	12	19	.632	9	16	25	34.1	16	13	8	2	8	68	66.5
KENTUCKY	01/11/14	62-71	L	26	61	.426	6	22	.273	13	22	.591	18	23	41	34.6	12	11	10	2	7	71	66.9
MISSOURI	01/16/14	78-75	W	25	64	.391	6	23	.261	19	22	.864	16	29	45	35.3	24	12	10	4	3	75	67.4
at LSU	01/18/14	58-81	L	29	60	.483	5	14	.357	18	24	.750	21	27	48	36.1	17	11	12	2	7	81	68.2
OLE MISS	01/22/14	52-63	L	25	69	.362	6	18	.333	7	12	.583	20	24	44	36.5	14	9	9	6	14	63	67.9
at Texas A&M	01/25/14	66-55	W	19	57	.333	4	18	.222	13	17	.765	12	21	33	36.3	17	9	6	2	3	55	67.2
at Georgia	01/29/14	59-54	W	15	55	.273	4	23	.174	20	27	.741	14	24	38	36.4	23	3	9	4	8	54	66.5
MISSISSIPPI STATE	02/01/14	55-49	W	19	47	.404	7	20	.350	4	6	.667	6	23	29	36.0	13	12	18	2	6	49	65.7
TENNESSEE	02/05/14	64-60	W	23	61	.377	7	23	.304	7	11	.636	20	21	41	36.3	15	10	8	3	2	60	65.4
ARKANSAS	02/08/14	75-77	L	27	50	.540	10	16	.625	13	19	.684	9	16	25	35.8	23	13	12	1	11	77	65.9
at South Carolina	02/13/14	59-65	L	24	64	.375	4	13	.308	13	21	.619	26	19	45	36.2	22	11	11	6	8	65	65.9
TEXAS A&M	02/15/14	57-54	Wot	18	49	.367	9	19	.474	9	20	.450	11	27	38	36.2	23	16	16	5	8	54	65.4
at Missouri	02/19/14	64-67	L	21	44	.477	8	18	.444	17	27	.630	4	25	29	36.0	14	11	9	4	5	67	65.4
at Auburn	02/22/14	67-59	W	21	62	.339	4	24	.167	13	16	.813	17	24	41	36.2	17	10	11	3	8	59	65.2
FLORIDA	02/25/14	54-57	L	21	52	.404	8	22	.364	7	12	.583	13	19	32	36.0	13	12	11	1	8	57	64.9
at Tennessee	03/01/14	38-76	L	26	49	.531	10	21	.476	14	22	.636	10	27	37	36.0	17	16	8	6	9	76	65.3
LSU	03/06/14	51-57	L	18	54	.333	2	15	.133	19	24	.792	9	33	42	36.2	13	6	9	4	4	57	65.0
at Ole Miss	3/8/14	62-65	L	18	54	.333	5	22	.227	24	39												



# 2013-14 RESULTS

## Season Highs & Lows

Category	Vanderbilt	Opponent
<b>Points</b>	86 vs. Georgia St. (11/12) 38 at Tennessee (3/1)	85 at Butler (11/19) 49 vs NE (1/4); Miss. St. (2/1)
<b>FG Made</b>	30 vs. NE (1/4); vs. Ga. St. (11/12) 11 at Tennessee (3/1)	32 vs. Miss. St. (3/12) 15 at Georgia (1/29)
<b>FG Attempted</b>	62 vs. Morgan St. (11/23) 39 at Georgia (1/29)	69 vs. Ole Miss (1/22) 44 at Missouri (2/19)
<b>FG %</b>	.625 vs. Northeastern (1/4) .224 at Tennessee (3/1)	.593 vs. Miss. St. (3/12) .273 at Georgia (1/29)
<b>3 FG Made</b>	12 vs. Missouri (1/16) 3, five times, last at Tennessee (3/1)	3 times, last at UT (3/1) 2 vs. LSU (3/6)
<b>3 FG Attempted</b>	32 vs. Missouri (1/16) 10 vs. Loyola Marymount (11/25)	28 vs. Lipscomb (11/15) 13 four times, last vs. MSU (3/12)
<b>3 FG %</b>	.667 vs. Northeastern (1/4) .115 vs. Texas A&M (2/15)	.625 at Arkansas (2/8) .133 vs. LSU (3/6)
<b>FT Made</b>	24 vs. LMU (11/25) 5 vs. Providence (11/22)	24 at Ole Miss (3/8) 4 vs. Miss. St. (2/1)
<b>FT Attempted</b>	37 vs. Lipscomb (11/15) 10 vs. Kentucky (1/11)	39 at Ole Miss (3/8) 6 vs. Miss. St. (2/1)
<b>FT %</b>	.882 at Alabama (1/7) .417 vs. Providence (11/22)	.864 vs. Missouri (1/16) .450 vs. Texas A&M (2/15)
<b>Rebounds</b>	43 vs. Austin Peay (12/17); Morgan St. (11/23) 24 at LSU (1/18)	48 at LSU (1/18) 25 at Ala. (1/7), vs. Ark. (2/8)
<b>Assists</b>	21 vs. Northeastern (1/4) 6 at Tennessee (3/1)	21 vs. Miss. St. (3/12) 3 at Georgia (1/29)
<b>Steals</b>	9 vs. Miss. State (2/1) 1 vs. Lipscomb (11/15); at Ole Miss (3/8)	14 vs. Ole Miss (1/22) 2 three times, last vs UT (2/5)
<b>Blocks</b>	10 vs. Northeastern (1/4) 0 at Ole Miss (3/8)	7 at Ole Miss (3/8) 0 vs. Lipscomb (11/15)

## Top Performances

<b>Points</b>	29.....Eric McClellan at Butler (11/19)
<b>FG Made</b>	9.....Damian Jones at Missouri (2/9); Eric McClellan at Butler (11/19)
<b>FG Attempted</b>	21.....Kyle Fuller at S.C. (2/13); Eric McClellan at Butler (11/19)
<b>FG Percentage (min 5 made)</b>	1.000 (6-6).....Damian Jones vs. Miss. State (2/1)
<b>3FG Made</b>	6.....Rod Odom vs. Missouri (1/16)
<b>3FG Attempted</b>	13.....Rod Odom vs. LSU (3/6); vs. Missouri (1/16)
<b>3 FG Percentage (min 2 made)</b>	1.000 (4 of 4).....Rod Odom vs. Northeastern (1/4)
<b>FT Made</b>	12.....James Siakam vs. Texas A&M (2/15)
<b>FT Attempted</b>	16.....Eric McClellan at Butler (11/19)
<b>FT Percentage (min 3 made)</b>	1.000 (8 of 8).....Kyle Fuller at Texas A&M (1/25)
<b>Rebounds</b>	13.....Damian Jones vs. Texas A&M (2/15); James Siakam vs. Lipscomb (11/15)
<b>Assists</b>	10.....Kyle Fuller vs. Tennessee (2/5); vs. Kentucky (1/11)
<b>Steals</b>	4.....James Siakam vs. Saint Louis (12/30)
<b>Blocks</b>	7.....Damian Jones at South Carolina (2/13)

## Vanderbilt's Record When...

Winning Opening Tip.....	8-14
Losing Opening Tip.....	7-2
VU Scores First.....	10-8
Opponent Scores First.....	5-8
Leading at Halftime.....	11-5
Trailing at Halftime.....	4-11
Tied at Halftime.....	0-0
Leading with Five Minutes Remaining.....	12-4
Trailing with Five Minutes Remaining.....	3-11
Tied with Five Minutes Remaining.....	0-1
Leading with Two Minutes Remaining.....	13-0
Trailing with Two Minutes Remaining.....	1-15
Tied with Two Minutes Remaining.....	1-1
Overtime.....	1-1
Games Decided by Three Points or Less.....	3-4
Games Decided by 4-10 Points.....	8-8
Games Decided by 11-20 Points.....	3-2
Games Decided by 21-plus Points.....	1-2
VU Shoots 50% or Better.....	5-2
VU Shoots 40% or Better.....	9-9
VU Shoots Lower Than 40%.....	4-6
Opponent Shoots 50% or Better.....	0-3
Opponent Shoots 40% or Better.....	5-11
Opponent Shoots Lower Than 40%.....	10-4
VU Outshoots Opponent.....	13-7
VU Outshot by Opponent.....	2-9
Shoot Same Percentage.....	0-0
VU Scores 70 Points or More.....	7-2
VU Scores Less Than 70 Points.....	8-14

VU Scores 80 Points or More.....	2-0
VU Scores 90 Points or More.....	0-0
Opponent Scores 70 Points or More.....	2-6
Opponent Scores Less Than 70 Points.....	13-9
Opponent Scores 80 Points or More.....	1-3
Opponent Scores 90 Points or More.....	0-0
Makes More 3-Pointers Than Opponent.....	8-3
Makes Fewer 3-Pointers Than Opponent.....	6-6
3-Pointers are Equal.....	1-7
Outrebounded Opponent.....	8-7
Outrebounded by Opponent.....	7-9
Rebounds are Equal.....	0-0
Playing on National TV.....	2-10
Playing on Regional TV.....	5-5
Playing on Weekday.....	7-11
Playing on Weekend.....	6-5
Game Tips Before 6 p.m. CT (afternoons).....	7-5
Game Tips After 6 p.m. CT (evenings).....	8-11
In White Uniforms.....	11-7
In Black Uniforms.....	4-8
In Gold Uniforms.....	0-1
In November.....	4-2
In December.....	3-2
In January.....	4-4
In February.....	4-4
In March.....	0-4
Home.....	10-6
Neutral.....	2-2
Away.....	3-7

### Conferences

vs. Non-Conference.....	8-4
Sun Belt.....	1-0
Atlantic Sun.....	1-0
Big East.....	0-2
MEAC.....	1-0
WCC.....	1-0
Big 12.....	0-1
C-USA.....	1-0
Ohio Valley.....	1-0
ACC.....	1-0
Atlantic 10.....	0-1
Colonial.....	1-0

### Lineups

Odom, Siakam, Jones, Fuller, Parker.....	7-10
Odom, Siakam, Jones, McClellan, Parker.....	3-2
Odom, Siakam, Jones, McClellan, Fuller.....	2-1
Odom, Siakam, Henderson, McClellan, Parker.....	2-0
Odom, Moats, Jones, McClellan, Parker.....	1-0
Odom, Siakam, Henderson, McClellan, Fuller.....	0-1
Odom, Kornet, Jones, Josephs, Parker.....	0-1



# 2013-14 RECAPS

## Game 1 • Nov. 12, 2013

Georgia State ..... 80  
at Vanderbilt ..... 86  
Nashville, Tenn. (Memorial Gym)

Georgia State 80 • 1-1

#	Player	Total		3-Pr		Rebounds		PF	TP	A	TO	Bk	Stk	
		FG	FGA	FT	FTA	Off	Def							
11	Akins, Marny	2	7	1	5	0	2	2	1	0	0	0	1	34
12	Washington, Curtis	5	8	0	0	3	5	4	9	4	13	0	0	4
13	White, Devonta	4	8	1	4	2	1	4	5	4	11	5	4	0
22	Hunter, R.J.	6	14	3	9	5	1	6	7	4	21	0	0	1
23	Harrow, Ryan	10	21	1	4	0	1	4	0	27	4	1	0	2
24	Richardson, Heathard	0	0	0	0	1	2	1	1	0	0	0	0	7
25	Shipes, T.J.	0	0	0	0	2	1	3	4	0	0	0	0	0
26	Crider, Marquis	1	3	0	0	0	0	0	2	2	1	0	0	12
Team		28	61	6	23	15	22	37	19	30	112	7	5	4
Totals		35	67	12	33	20	29	56	29	50	177	7	5	4

#	Player	Total		3-Pr		Rebounds		PF	TP	A	TO	Bk	Stk	
		FG	FGA	FT	FTA	Off	Def							
22	ODOM, Rod	5	9	3	7	4	0	3	3	3	19	1	1	0
23	SIKAM, James	3	4	0	0	0	1	1	2	2	6	1	0	1
24	HENDERSON, Josh	3	4	0	0	0	1	0	1	6	1	0	0	0
25	MCCLELLAN, Eric	6	12	2	5	4	0	5	5	3	18	3	3	0
26	PARKER, Dai-Jon	3	7	3	6	0	2	2	4	9	5	1	0	1
11	FULLER, Kyle	1	7	0	2	3	0	3	3	5	7	3	0	2
22	JONES, Damian	1	9	0	0	0	2	5	7	2	18	0	0	2
23	MCCLELLAN, Eric	3	9	1	3	3	0	3	3	5	7	3	0	0
24	PARKER, Dai-Jon	2	3	2	3	0	0	2	3	3	6	1	4	0
25	KORNET, Luke	1	3	0	2	0	0	2	3	0	2	0	0	0
11	FULLER, Kyle	2	5	1	1	1	1	1	4	1	16	2	0	0
22	JONES, Damian	2	2	0	0	0	2	2	1	4	0	2	1	0
23	MCCLELLAN, Eric	0	1	0	0	0	0	0	1	0	0	0	0	0
24	PARKER, Dai-Jon	0	1	0	0	0	0	0	1	0	0	0	0	0
25	KORNET, Luke	0	1	0	0	0	0	0	1	0	0	0	0	0
26	MCCLELLAN, Eric	0	1	0	0	0	0	0	1	0	0	0	0	0
27	JONES, Damian	0	1	0	0	0	0	0	1	0	0	0	0	0
28	MCCLELLAN, Eric	0	1	0	0	0	0	0	1	0	0	0	0	0
29	MCCLELLAN, Eric	0	1	0	0	0	0	0	1	0	0	0	0	0
30	MCCLELLAN, Eric	0	1	0	0	0	0	0	1	0	0	0	0	0
31	MCCLELLAN, Eric	0	1	0	0	0	0	0	1	0	0	0	0	0
32	MCCLELLAN, Eric	0	1	0	0	0	0	0	1	0	0	0	0	0
33	MCCLELLAN, Eric	0	1	0	0	0	0	0	1	0	0	0	0	0
34	MCCLELLAN, Eric	0	1	0	0	0	0	0	1	0	0	0	0	0
35	MCCLELLAN, Eric	0	1	0	0	0	0	0	1	0	0	0	0	0
36	MCCLELLAN, Eric	0	1	0	0	0	0	0	1	0	0	0	0	0
37	MCCLELLAN, Eric	0	1	0	0	0	0	0	1	0	0	0	0	0
38	MCCLELLAN, Eric	0	1	0	0	0	0	0	1	0	0	0	0	0
39	MCCLELLAN, Eric	0	1	0	0	0	0	0	1	0	0	0	0	0
40	MCCLELLAN, Eric	0	1	0	0	0	0	0	1	0	0	0	0	0
41	MCCLELLAN, Eric	0	1	0	0	0	0	0	1	0	0	0	0	0
42	MCCLELLAN, Eric	0	1	0	0	0	0	0	1	0	0	0	0	0
43	MCCLELLAN, Eric	0	1	0	0	0	0	0	1	0	0	0	0	0
44	MCCLELLAN, Eric	0	1	0	0	0	0	0	1	0	0	0	0	0
45	MCCLELLAN, Eric	0	1	0	0	0	0	0	1	0	0	0	0	0
46	MCCLELLAN, Eric	0	1	0	0	0	0	0	1	0	0	0	0	0
47	MCCLELLAN, Eric	0	1	0	0	0	0	0	1	0	0	0	0	0
48	MCCLELLAN, Eric	0	1	0	0	0	0	0	1	0	0	0	0	0
49	MCCLELLAN, Eric	0	1	0	0	0	0	0	1	0	0	0	0	0
50	MCCLELLAN, Eric	0	1	0	0	0	0	0	1	0	0	0	0	0
51	MCCLELLAN, Eric	0	1	0	0	0	0	0	1	0	0	0	0	0
52	MCCLELLAN, Eric	0	1	0	0	0	0	0	1	0	0	0	0	0
53	MCCLELLAN, Eric	0	1	0	0	0	0	0	1	0	0	0	0	0
54	MCCLELLAN, Eric	0	1	0	0	0	0	0	1	0	0	0	0	0
55	MCCLELLAN, Eric	0	1	0	0	0	0	0	1	0	0	0	0	0
56	MCCLELLAN, Eric	0	1	0	0	0	0	0	1	0	0	0	0	0
57	MCCLELLAN, Eric	0	1	0	0	0	0	0	1	0	0	0	0	0
58	MCCLELLAN, Eric	0	1	0	0	0	0	0	1	0	0	0	0	0
59	MCCLELLAN, Eric	0	1	0	0	0	0	0	1	0	0	0	0	0
60	MCCLELLAN, Eric	0	1	0	0	0	0	0	1	0	0	0	0	0
61	MCCLELLAN, Eric	0	1	0	0	0	0	0	1	0	0	0	0	0
62	MCCLELLAN, Eric	0	1	0	0	0	0	0	1	0	0	0	0	0
63	MCCLELLAN, Eric	0	1	0	0	0	0	0	1	0	0	0	0	0
64	MCCLELLAN, Eric	0	1	0	0	0	0	0	1	0	0	0	0	0
65	MCCLELLAN, Eric	0	1	0	0	0	0	0	1	0	0	0	0	0
66	MCCLELLAN, Eric	0	1	0	0	0	0	0	1	0	0	0	0	0
67	MCCLELLAN, Eric	0	1	0	0	0	0	0	1	0	0	0	0	0
68	MCCLELLAN, Eric	0	1	0	0	0	0	0	1	0	0	0	0	0
69	MCCLELLAN, Eric	0	1	0	0	0	0	0	1	0	0	0	0	0
70	MCCLELLAN, Eric	0	1	0	0	0	0	0	1	0	0	0	0	0
71	MCCLELLAN, Eric	0	1	0	0	0	0	0	1	0	0	0	0	0
72	MCCLELLAN, Eric	0	1	0	0	0	0	0	1	0	0	0	0	0
73	MCCLELLAN, Eric	0	1	0	0	0	0	0	1	0	0	0	0	0
74	MCCLELLAN, Eric	0	1	0	0	0	0	0	1	0	0	0	0	0
75	MCCLELLAN, Eric	0	1	0	0	0	0	0	1	0	0	0	0	0
76	MCCLELLAN, Eric	0	1	0	0	0	0	0	1	0	0	0	0	0
77	MCCLELLAN, Eric	0	1	0	0	0	0	0	1	0	0	0	0	0
78	MCCLELLAN, Eric	0	1	0	0	0	0	0	1	0	0	0	0	0
79	MCCLELLAN, Eric	0	1	0	0	0	0	0	1	0	0	0	0	0
80	MCCLELLAN, Eric	0	1	0	0	0	0	0	1	0	0	0	0	0
81	MCCLELLAN, Eric	0	1	0	0	0	0	0	1	0	0	0	0	0
82	MCCLELLAN, Eric	0	1	0	0	0	0	0	1	0	0	0	0	0
83	MCCLELLAN, Eric	0	1	0	0	0	0	0	1	0	0	0	0	0
84	MCCLELLAN, Eric	0	1	0	0	0	0	0	1	0	0	0	0	0
85	MCCLELLAN, Eric	0	1	0	0	0	0	0	1	0	0	0	0	0
86	MCCLELLAN, Eric	0	1	0	0	0	0	0	1	0	0	0	0	0
87	MCCLELLAN, Eric	0	1	0	0	0	0	0	1	0	0	0	0	0
88	MCCLELLAN, Eric	0	1	0	0	0	0	0	1	0	0	0	0	0
89	MCCLELLAN, Eric	0	1	0	0	0	0	0	1	0	0	0	0	0
90	MCCLELLAN, Eric	0	1	0	0	0	0	0	1	0	0	0	0	0
91	MCCLELLAN, Eric	0	1	0	0	0	0	0	1	0	0	0	0	0
92	MCCLELLAN, Eric	0	1	0	0	0	0	0	1	0	0	0	0	0
93	MCCLELLAN, Eric	0	1	0	0	0	0	0	1	0	0	0	0	0
94	MCCLELLAN, Eric	0	1	0	0	0	0	0	1	0	0	0	0	0
95	MCCLELLAN, Eric	0	1	0	0	0	0	0	1	0	0	0	0	0
96	MCCLELLAN, Eric	0	1	0	0	0	0	0	1	0	0	0	0	0
97	MCCLELLAN, Eric	0	1	0	0	0	0	0	1	0	0	0	0	0
98	MCCLELLAN, Eric	0	1	0	0	0	0	0	1	0	0	0	0	0
99	MCCLELLAN, Eric	0	1	0	0	0	0	0	1	0	0	0	0	0
100	MCCLELLAN, Eric	0												



# 2013-14 RESULTS

## Game 4 • Nov. 22, 2013

Providence ..... 66  
vs. Vanderbilt ..... 60  
St. Thomas, USVI (USVI Sport & Fitness Center)

Providence 67 • 5-0														
#	Player	Total		3-Pt		Rebounds			PF	TP	A	Bk	St	Min
		FG	FGA	FG	FGA	FT	FTA	Off						
25	HENTON, LaDontae	1	5-11	1-5	1-1	2	3	5	2	12	1	0	2	30
26	HARRIS, Tyler	1	6-12	2-4	1-3	4	2	6	2	15	1	1	2	33
27	BATTS, Kadeem	1	3-5	0-0	0-0	2	4	6	4	8	0	3	0	22
28	FORTUNE, Josh	1	1-4	0-2	0-0	0	0	0	2	2	2	0	0	18
11	COTTON, Bryce	1	5-10	2-0	2-2	0	2	2	0	14	4	2	0	36
05	DUNN, Kris	1	4-9	0-1	2-2	1	3	4	2	10	5	3	0	31
21	GOLDSBROUGH, Lee	1	0-0	0-0	0-0	0	0	0	0	0	0	0	0	0
22	BANCROFT, Ted	1	0-0	0-0	1-2	1	1	2	0	1	0	0	0	5
23	DESROSIERS, Carson	1	2-4	0-1	1-1	2	4	6	2	5	0	1	1	25
Team														
Totals			35-81	5-21	12-17	11	23	34	14	87	13	10	5	207

Vanderbilt 60 • 2-2														
#	Player	Total		3-Pt		Rebounds			PF	TP	A	Bk	St	Min
		FG	FGA	FG	FGA	FT	FTA	Off						
25	PARKER, Dai-Jon	1	2-3	0-1	0-0	0	5	5	2	4	1	2	0	13
05	JONES, Damian	1	1-3	0-0	1-4	0	1	1	4	3	0	3	0	13
26	SIKAM, James	1	3-5	0-0	0-0	1	3	4	1	8	2	4	0	26
00	ODOM, Rod	1	5-12	2-4	2-3	5	0	5	0	17	0	1	0	39
01	MCCLELLAN, Eric	1	6-11	1-1	1-3	1	2	3	0	12	6	3	0	36
08	KORNET, Luke	1	0-5	0-3	0-0	0	2	2	0	0	1	1	0	8
11	FULLER, Kyle	1	3-6	0-1	0-0	0	3	3	2	6	1	1	0	15
23	MCATS, Shelby	1	0-1	0-0	0-0	1	1	2	0	0	0	0	0	6
22	HENDERSON, Josh	1	5-9	0-0	1-1	3	4	7	4	11	1	2	2	26
Team														
Totals			35-81	5-21	12-17	11	23	34	14	87	13	10	5	207

FG % 1st Half: 19.0% 2nd Half: 15.0% 3rd Half: 25.0% 4th Half: 41.0%  
 3FG % 1st Half: 0.0% 2nd Half: 0.0% 3rd Half: 0.0% 4th Half: 23.0%  
 FT % 1st Half: 4.7% 2nd Half: 0.0% 3rd Half: 0.0% 4th Half: 78.9%

Officials: Joe Lashley, Jeff Clark, Brian Stoy  
 Technical fouls: Providence none, Vanderbilt none.  
 Attendance: 2275  
 2013 Kentucky Global Payments Paradise Jam Men's Basketball Tournament  
 Presented by Basketball Townies  
 Providence ends game on a 17-4 run over last 10:38  
 Vanderbilt hit 7 of 10 FGs or 4 fourthers

Score by quarter				Points			
1st	2nd	3rd	Total	1st	2nd	3rd	Total
Providence	20	41	61	10	22	10	42
Vanderbilt	31	29	60	30	19	4	53

Last FG: PC 2nd 02:26, VU 2nd 02:08  
 Legend: PC by 7:20 03:17, VU by 10:24 04:41

Score by quarter: 1st 2nd 3rd Total  
 Points: 10 22 10 42  
 Fouls: 30 19 4 53

Lead FG: PC 2nd 02:26, VU 2nd 02:08  
 Legend: PC by 7:20 03:17, VU by 10:24 04:41

Score by quarter: 1st 2nd 3rd Total  
 Points: 10 22 10 42  
 Fouls: 30 19 4 53

Lead FG: PC 2nd 02:26, VU 2nd 02:08  
 Legend: PC by 7:20 03:17, VU by 10:24 04:41

Score by quarter: 1st 2nd 3rd Total  
 Points: 10 22 10 42  
 Fouls: 30 19 4 53

Lead FG: PC 2nd 02:26, VU 2nd 02:08  
 Legend: PC by 7:20 03:17, VU by 10:24 04:41

Score by quarter: 1st 2nd 3rd Total  
 Points: 10 22 10 42  
 Fouls: 30 19 4 53

Lead FG: PC 2nd 02:26, VU 2nd 02:08  
 Legend: PC by 7:20 03:17, VU by 10:24 04:41

Score by quarter: 1st 2nd 3rd Total  
 Points: 10 22 10 42  
 Fouls: 30 19 4 53

Lead FG: PC 2nd 02:26, VU 2nd 02:08  
 Legend: PC by 7:20 03:17, VU by 10:24 04:41

Score by quarter: 1st 2nd 3rd Total  
 Points: 10 22 10 42  
 Fouls: 30 19 4 53

Lead FG: PC 2nd 02:26, VU 2nd 02:08  
 Legend: PC by 7:20 03:17, VU by 10:24 04:41

Score by quarter: 1st 2nd 3rd Total  
 Points: 10 22 10 42  
 Fouls: 30 19 4 53

Lead FG: PC 2nd 02:26, VU 2nd 02:08  
 Legend: PC by 7:20 03:17, VU by 10:24 04:41

Score by quarter: 1st 2nd 3rd Total  
 Points: 10 22 10 42  
 Fouls: 30 19 4 53

Lead FG: PC 2nd 02:26, VU 2nd 02:08  
 Legend: PC by 7:20 03:17, VU by 10:24 04:41

Score by quarter: 1st 2nd 3rd Total  
 Points: 10 22 10 42  
 Fouls: 30 19 4 53

Lead FG: PC 2nd 02:26, VU 2nd 02:08  
 Legend: PC by 7:20 03:17, VU by 10:24 04:41

Score by quarter: 1st 2nd 3rd Total  
 Points: 10 22 10 42  
 Fouls: 30 19 4 53

Lead FG: PC 2nd 02:26, VU 2nd 02:08  
 Legend: PC by 7:20 03:17, VU by 10:24 04:41

Score by quarter: 1st 2nd 3rd Total  
 Points: 10 22 10 42  
 Fouls: 30 19 4 53

Lead FG: PC 2nd 02:26, VU 2nd 02:08  
 Legend: PC by 7:20 03:17, VU by 10:24 04:41

Score by quarter: 1st 2nd 3rd Total  
 Points: 10 22 10 42  
 Fouls: 30 19 4 53

Lead FG: PC 2nd 02:26, VU 2nd 02:08  
 Legend: PC by 7:20 03:17, VU by 10:24 04:41

Score by quarter: 1st 2nd 3rd Total  
 Points: 10 22 10 42  
 Fouls: 30 19 4 53

Lead FG: PC 2nd 02:26, VU 2nd 02:08  
 Legend: PC by 7:20 03:17, VU by 10:24 04:41

Score by quarter: 1st 2nd 3rd Total  
 Points: 10 22 10 42  
 Fouls: 30 19 4 53

Lead FG: PC 2nd 02:26, VU 2nd 02:08  
 Legend: PC by 7:20 03:17, VU by 10:24 04:41

Score by quarter: 1st 2nd 3rd Total  
 Points: 10 22 10 42  
 Fouls: 30 19 4 53

Lead FG: PC 2nd 02:26, VU 2nd 02:08  
 Legend: PC by 7:20 03:17, VU by 10:24 04:41

Score by quarter: 1st 2nd 3rd Total  
 Points: 10 22 10 42  
 Fouls: 30 19 4 53

Lead FG: PC 2nd 02:26, VU 2nd 02:08  
 Legend: PC by 7:20 03:17, VU by 10:24 04:41

Score by quarter: 1st 2nd 3rd Total  
 Points: 10 22 10 42  
 Fouls: 30 19 4 53

Lead FG: PC 2nd 02:26, VU 2nd 02:08  
 Legend: PC by 7:20 03:17, VU by 10:24 04:41

Score by quarter: 1st 2nd 3rd Total  
 Points: 10 22 10 42  
 Fouls: 30 19 4 53

Lead FG: PC 2nd 02:26, VU 2nd 02:08  
 Legend: PC by 7:20 03:17, VU by 10:24 04:41

Score by quarter: 1st 2nd 3rd Total  
 Points: 10 22 10 42  
 Fouls: 30 19 4 53

Lead FG: PC 2nd 02:26, VU 2nd 02:08  
 Legend: PC by 7:20 03:17, VU by 10:24 04:41

Score by quarter: 1st 2nd 3rd Total  
 Points: 10 22 10 42  
 Fouls: 30 19 4 53

Lead FG: PC 2nd 02:26, VU 2nd 02:08  
 Legend: PC by 7:20 03:17, VU by 10:24 04:41

Score by quarter: 1st 2nd 3rd Total  
 Points: 10 22 10 42  
 Fouls: 30 19 4 53

Lead FG: PC 2nd 02:26, VU 2nd 02:08  
 Legend: PC by 7:20 03:17, VU by 10:24 04:41

Score by quarter: 1st 2nd 3rd Total  
 Points: 10 22 10 42  
 Fouls: 30 19 4 53

Lead FG: PC 2nd 02:26, VU 2nd 02:08  
 Legend: PC by 7:20 03:17, VU by 10:24 04:41

Score by quarter: 1st 2nd 3rd Total  
 Points: 10 22 10 42  
 Fouls: 30 19 4 53

Lead FG: PC 2nd 02:26, VU 2nd 02:08  
 Legend: PC by 7:20 03:17, VU by 10:24 04:41

Score by quarter: 1st 2nd 3rd Total  
 Points: 10 22 10 42  
 Fouls: 30 19 4 53

Lead FG: PC 2nd 02:26, VU 2nd 02:08  
 Legend: PC by 7:20 03:17, VU by 10:24 04:41

Score by quarter: 1st 2nd 3rd Total  
 Points: 10 22 10 42  
 Fouls: 30 19 4 53

Lead FG: PC 2nd 02:26, VU 2nd 02:08  
 Legend: PC by 7:20 03:17, VU by 10:24 04:41

Score by quarter: 1st 2nd 3rd Total  
 Points: 10 22 10 42  
 Fouls: 30 19 4 53

Lead FG: PC 2nd 02:26, VU 2nd 02:08  
 Legend: PC by 7:20 03:17, VU by 10:24 04:41

Score by quarter: 1st 2nd 3rd Total  
 Points: 10 22 10 42  
 Fouls: 30 19 4 53

Lead FG: PC 2nd 02:26, VU 2nd 02:08  
 Legend: PC by 7:20 03:17, VU by 10:24 04:41

Score by quarter: 1st 2nd 3rd Total  
 Points: 10 22 10 42  
 Fouls: 30 19 4 53

Lead FG: PC 2nd 02:26, VU 2nd 02:08  
 Legend: PC by 7:20 03:17, VU by 10:24 04:41

## Game 5 • Nov. 23, 2013

Vanderbilt ..... 75  
vs. Morgan State ..... 66  
St. Thomas, USVI (USVI Sport & Fitness Center)

Vanderbilt 75 • 3-2														
#	Player	Total		3-Pt		Rebounds			PF	TP	A	Bk	St	Min
		FG	FGA	FG	FGA	FT	FTA	Off						
25	ODOM, Rod	1	4-11	2-8	1-2	0	1	1	2	11	2	0	0	32
26	SIKAM, James	1	1-2	0-0	0-0	2	0	2	3	2	0	0	0	4
05	JONES, Damian	1	6-10	0-0	1-8	2	3	5	3	13	0	1	0	21
01	MCCLELLAN, Eric	1	4-12	0-2	4-8	0	5	5	2	12	5	8	1	34
24	PARKER, Dai-Jon	1	1-2	0-0	0-0	0	6	6	3	2	4	2	1	27
08	KORNET, Luke	1	5-8	1-2	0-1	4	2	6	0	11	2	3	0	28
11	FULLER, Kyle	1	4-8	1-3	7-8	0	6	6	1	18	5	2	0	25
14	JOSEPHS, Carter	1	0-0	0-0	0-0	0	0	0	0	0	0	0	0	7
23	MCATS, Shelby	1	0-0	0-0	1-1	0	1	1	0	0	0	0	0	5
22	HENDERSON, Josh	1	3-9	0-0	2-4	3	2	5	2	8	0	0	2	19
Team														
Totals			28-82	4-15	15-32	18	27	45	16	75	18	14	2	207

Morgan State 66 • 0-6														
#	Player	Total		3-Pt		Rebounds			PF	TP	A	Bk	St	Min
		FG	FGA	FG	FGA	FT	FTA	Off						
22	BLOSSOM, Cedric	1	5-11	0-0	1-2	3	1	4	3	1	0	0	1	23
08	CHILES, Ian	1	7-12	0-0	1-2	0	9	9	4	15	1	3	3	30
08	BLACK, Justin	1	6-17	2-7	4-8	2	4	6	4	18	5	4	0	36
11	HUBBARD, Anthony	1	4-8	1-4	3-4	3	5	8	1	12	0	4	0	25
05	PRELTON, Dante	1	0-2	0-0	0-0	1	1	1	0	1	1	0	1	5
19	MATEY, Emmanuel	1	0-2	0-0	1-2	1	0	1	1	1	1	0	0	11
21	THOMAS, Kyle	1	1-1	0-0	0-1	1	2	3	0	1	1	0	0	9
21	MANNING, RASSANTE	1	0-0	0-0	0-0	3	2	2	0	0	0	0	0	3
22	DUNCAN, Shaquille	1	2-2	0-0	3-4	0	3	3	7	0	0	1	1	17
Team														
Totals			23-57	7-23	13-32	11	35	41	24	66	12	16	5	100

FG % 1st Half: 9.0% 2nd Half: 14.2% 3rd Half: 48.0% 4th Half: 43.0%  
 3FG % 1st Half: 0.0% 2nd Half: 0.0% 3rd Half: 0.0% 4th Half: 26.7%  
 FT % 1st Half: 0.0% 2nd Half: 0.0% 3rd Half: 54.5% 4th Half: 66.7%

Officials: Louis Andriakolain, Jim Edwards, Keith Folgerman  
 Technical fouls: Vanderbilt none, Morgan State none.  
 Attendance: 1323  
 2013 Kentucky Global Payments Paradise Jam Men's Basketball Tournament  
 Presented by Basketball Townies

Score by quarter				Points			
1st	2nd	3rd	Total	1st	2nd	3rd	Total
Vanderbilt	37	38	75	10	18	11	





# 2013-14 RECAPS

## Game 7 • Dec. 2, 2013

Vanderbilt..... 64  
at Texas..... 70  
Austin, Texas (Erwin Center)

Vanderbilt 64 • 4-3												
Player	Total	3-Pt	Rebounds			FF	TP	A	TO	BK	St	Min
	FG	FGA	FT	FTA	Def	Off						
10 ODOM, Rod	4-10	2-6	1-2	0-0	0	0	3	11	0	0	0	31
11 SIAMAK, James	0-2	0-0	1-2	0-1	1	4	1	1	1	1	1	22
12 JONES, Damian	2-5	0-0	0-0	0-0	0	0	3	4	0	1	2	18
13 MCCLELLAN, Eric	9-14	1-7	11-15	0-2	2	2	22	2	0	0	2	37
14 FULLER, Kyle	1-5	0-1	0-0	0-3	3	1	2	4	1	0	0	20
15 KORNET, Luke	2-5	0-0	0-0	0-4	4	1	4	1	0	0	0	12
16 PARKER, Dai-Jon	3-9	2-5	0-0	0-0	0	0	4	8	3	0	1	26
17 MCATS, Shelby	0-0	0-0	0-0	0-1	1	0	0	0	0	0	1	4
18 HENDERSON, Josh	5-6	0-0	2-2	1-3	3	12	0	1	0	0	3	21
Team	22-58	5-21	15-21	10-25	35	21	64	13	15	1	1	200

Texas 70 • 7-1												
Player	Total	3-Pt	Rebounds			FF	TP	A	TO	BK	St	Min
	FG	FGA	FT	FTA	Def	Off						
10 Holmes, Jonathan	2-6	1-4	4-5	3-4	1	1	1	1	1	1	1	24
11 Rasley, Cameron	2-5	0-0	2-4	2-4	0	0	3	0	0	3	1	25
12 Yancy, Kendall	4-6	1-1	2-6	1-5	0	2	11	0	1	0	1	20
13 Taylor, Isaiah	6-11	0-1	2-5	0-5	5	2	54	8	2	0	0	31
14 Holland, Demarcus	4-11	1-3	3-7	0-3	3	2	12	2	1	0	2	30
15 Felix, Javan	4-8	2-3	2-2	0-1	1	0	13	2	3	0	1	29
16 Crisler, Demarcus	0-1	0-1	0-0	0-1	1	0	0	1	0	0	0	6
17 Lamerant, Connor	2-4	0-1	0-0	2-4	0	1	4	2	0	0	1	22
18 Walker, Marz	0-1	0-1	0-0	0-0	0	0	0	0	0	0	0	2
19 Bell, Prince	1-3	0-0	0-0	1-0	1	4	2	0	2	2	0	9
Team	25-58	5-13	15-29	13-25	41	18	70	15	14	8	1	200

FG % 1st Half: 32.3% 2nd Half: 19.3% 3rd Half: 22.5% 4th Half: 27.8%  
 3FG % 1st Half: 2.6% 2nd Half: 0.0% 3rd Half: 0.0% 4th Half: 0.0%  
 FT % 1st Half: 77.8% 2nd Half: 61.2% 3rd Half: 60.7% 4th Half: 71.4%

**AUSTIN** - Isaiah Taylor had 14 points and eight assists and Texas won its first game against a power conference team this season in a 70-64 victory over Vanderbilt on Monday.

Demarcus Holland and Javan Felix each scored 12 points for Texas (7-1). Felix went 2 of 3 from beyond the arc and Kendall Yancy contributed 11 points and six rebounds.

The Longhorns led by as many as 13 points in the second half and were able to hold off Vanderbilt (4-3), which trimmed the Longhorns lead to one point in the final minute after an Eric McClellan steal and dunk.

Felix sunk a pair of key free throws to make it 65-62 before Holland's three-point play with 12.6 seconds left sealed the win.

Austin native McClellan scored a team-high 22 points for Vanderbilt while Josh Henderson scored 12 points on 5 of 8 shooting and Rod Odom had 11 points.

Texas needed second-half comebacks in four of its previous six wins this year but started the game on an 8-2 run and never looked back. The Longhorns led for the final 39 minutes of the game, using a 16-3 run to take a 31-25 halftime lead.

Vanderbilt trimmed Texas' lead to three points when Henderson knocked down a jumper to make it 57-54 with 2:30 left to play.

Then, Taylor helped the Longhorns take control of the game down the stretch. He completed a three-point play and hit a floater following a steal by Holland all in less than 30 seconds to give Texas a 62-54 lead with 1:47 to go.

The Longhorns initially struggled from the free throw line, making just 10 of 16 attempts before knocking down five straight in the final 24 seconds.

Texas, whose victory Monday came in the first-ever Big 12-SEC challenge, has now won 46 consecutive home games against unranked non-conference opponents. The Longhorns have also won seven of their first eight games for the first time in three years.

## Game 8 • Dec. 5, 2013

Marshall..... 67  
at Vanderbilt..... 69  
Nashville, Tenn. (Memorial Gym)

Marshall 67 • 4-4												
Player	Total	3-Pt	Rebounds			FF	TP	A	TO	BK	St	Min
	FG	FGA	FT	FTA	Def	Off						
10 SANE, Chash	3-4	0-0	0-0	2-0	2	2	4	0	0	1	4	17
11 GOARD, TyQuane	3-5	0-0	3-4	3-5	2	9	0	0	3	0	0	28
12 PITTMAN, Elijah	6-15	2-7	3-0	2-4	6	1	17	0	2	0	2	31
13 CANTY, Kareem	7-17	3-5	1-1	1-2	5	2	18	4	4	0	2	37
14 THOMAS, Chris	1-4	0-2	0-0	0-2	2	3	2	3	1	0	0	20
15 SMITH, Shawn	4-6	0-0	7-8	2-2	4	2	15	0	1	0	0	24
16 BOYKINS, Dav'vance	0-1	0-1	0-0	0-5	5	2	0	1	1	0	0	9
17 MANNING, Tameron	0-3	0-1	0-0	0-1	1	3	0	1	1	0	0	14
18 NBAO, Youss	1-1	0-0	0-0	0-1	1	2	0	2	1	0	1	12
Team	24-60	5-18	14-25	13-21	34	19	67	9	12	4	1	200

Vanderbilt 69 • 5-3												
Player	Total	3-Pt	Rebounds			FF	TP	A	TO	BK	St	Min
	FG	FGA	FT	FTA	Def	Off						
10 ODOM, Rod	3-4	2-5	0-0	2-4	0	2	11	0	2	1	0	35
11 SIAMAK, James	3-4	0-0	9-11	2-2	4	4	15	0	2	0	0	28
12 JONES, Damian	5-8	0-0	5-7	1-5	0	3	15	0	2	0	0	28
13 MCCLELLAN, Eric	4-9	0-2	1-2	0-7	7	3	19	4	5	0	1	31
14 FULLER, Kyle	1-9	1-4	2-2	0-1	1	0	5	1	2	0	0	26
15 KORNET, Luke	2-3	1-2	0-0	0-1	1	2	0	0	2	0	0	11
16 JOSEPHS, Carter	0-0	0-0	0-0	0-0	0	0	0	0	0	0	0	4
17 PARKER, Dai-Jon	3-8	1-3	0-0	3-3	6	1	5	2	1	0	25	
18 MCATS, Shelby	1-2	0-1	0-0	0-0	0	0	2	0	0	0	1	11
19 HENDERSON, Josh	0-0	0-0	0-0	0-0	0	0	0	0	1	0	0	3
Team	23-61	5-17	16-26	11-28	30	18	69	10	18	0	1	200

FG % 1st Half: 32.3% 2nd Half: 30.8% 3rd Half: 29.4% 4th Half: 45.7%  
 3FG % 1st Half: 2.9% 2nd Half: 2.9% 3rd Half: 5.9% 4th Half: 28.6%  
 FT % 1st Half: 69.2% 2nd Half: 50.0% 3rd Half: 71.4% 4th Half: 68.2%

**NASHVILLE** - Vanderbilt held on to win the game with a money shot and a big stop, but also lost a seasoned player to injury in a 69-67 victory over Marshall.

Dai-Jon Parker sank a 3-pointer just inside the final minute to give the Commodores (5-3) a 69-65 lead over the hard-charging Thundering Herd (4-4). Shawn Smith sank his final two free throws and Marshall had a chance to tie it on a drive into the paint before James Siamak stole the ball.

"We changed and had a small lineup, not knowing they also changed and had a small lineup," VU Coach Kevin Stallings said. "James (Siamak) came off and defended on a ball screen. He tends to give guards trouble because he has a seven-foot wingspan. Obviously their coach thought he got fouled."

"James made a very good defensive play. I'm proud of him for that nine seconds - at that point anything can happen."

Siamak and freshman center Damian Jones scored 15 points apiece, and Rod Odom added 11 points including two 3-pointers.

Vanderbilt junior center Josh Henderson, however, suffered a knee injury at 11:15 of the first half right after back-to-back blocks by his teammates on a Herd fast break. Initial indications are a torn ACL and MCL, with an MRI scheduled to confirm the damage.

"It's tough because he was playing well," Stallings said. "He really improved in the offseason and had three really good games in a row. I'm disappointed for him."

Jones, starting his fifth straight game, played a career-high 28 minutes and was a force inside. Marshall Coach Tom Herrion said the freshman from Baton Rouge, La., had the chance to be "something special" and played like he had even more points and rebounds than Jones actually did.

Jones' 3-point play a half-second before intermission handed Vanderbilt the largest lead of the first half at 35-26. He powered in a basket after halftime, then slammed in a dunk on a loose ball for a 41-30 advantage.

Point guard Kareem Canty, last week's Conference USA freshman of the week, led the Thundering Herd with 18 points. His third 3-pointer of the game cut what had been a 13-point lead to 66-65, and Marshall put the ball in Canty's hands for the chance to tie.

## Game 9 • Dec. 17, 2013

Austin Peay..... 56  
at Vanderbilt..... 58  
Nashville, Tenn. (Memorial Gym)

Austin Peay 56 • 5-6												
Player	Total	3-Pt	Rebounds			FF	TP	A	TO	BK	St	Min
	FG	FGA	FT	FTA	Def	Off						
10 TRIGGS, Will	3-15	0-1	5-5	4-4	8	3	11	1	3	0	1	31
11 DYSON, Ed	1-9	0-3	0-0	0-5	0	2	2	2	2	0	0	36
12 HORTON, Chris	8-11	0-0	0-0	5-5	10	1	16	0	0	1	1	32
13 BETRAN, Travis	3-13	1-4	1-1	0-1	1	1	8	0	0	0	1	29
14 SMITH, Demarius	3-5	2-2	1-2	1-2	5	0	1	4	0	1	1	21
15 GARMON, Fred	0-0	0-0	0-0	0-1	1	2	0	2	0	2	0	15
16 WILLIAMS, Zavion	4-9	0-3	0-1	0-1	1	3	8	1	0	0	1	20
17 FRESHAM, Chris	0-1	0-0	0-0	0-1	1	0	0	1	1	1	1	6
18 MCDUFF, Serigne	1-4	0-0	0-0	3-3	6	2	1	2	1	2	1	10
Team	23-67	3-13	7-10	15-23	38	19	56	8	14	3	0	200

Vanderbilt 58 • 6-3												
Player	Total	3-Pt	Rebounds			FF	TP	A	TO	BK	St	Min
	FG	FGA	FT	FTA	Def	Off						
10 ODOM, Rod	4-12	1-8	2-2	3-5	9	1	11	2	1	0	0	39
11 MCATS, Shelby	0-2	0-1	0-0	0-4	4	3	0	1	0	0	0	15
12 JONES, Damian	4-6	0-0	4-7	3-4	7	2	12	0	1	2	0	27
13 MCCLELLAN, Eric	4-10	0-1	3-2	1-7	8	2	9	2	6	0	2	26
14 PARKER, Dai-Jon	1-5	0-2	0-0	0-2	0	2	0	2	3	1	0	30
15 KORNET, Luke	2-4	2-3	0-0	1-1	2	1	6	0	1	1	1	14
16 FULLER, Kyle	2-8	1-5	5-5	0-2	2	1	10	0	3	0	1	25
17 SIAMAK, James	2-4	0-0	4-7	3-4	7	2	8	1	3	3	1	24
Team	19-51	4-20	15-24	12-31	43	24	58	9	19	9	0	200

FG % 1st Half: 30.8% 2nd Half: 31.2% 3rd Half: 44.0% 4th Half: 37.3%  
 3FG % 1st Half: 2.1% 2nd Half: 16.7% 3rd Half: 2.4% 4th Half: 33.3%  
 FT % 1st Half: 71.4% 2nd Half: 42.9% 3rd Half: 73.7% 4th Half: 66.7%

**NASHVILLE** - Kyle Fuller scored all 10 of his points in the final 6:22 including 5 of 6 free throws to help host Vanderbilt defeat neighboring Austin Peay 58-56.

Freshman Damian Jones scored 12 points, and Rod Odom added 11 points and nine rebounds for the Commodores (6-3).

Chris Horton's 16 points and 10 rebounds led the Governors (5-6), while Will Triggs chipped in 11 points.

Fuller sank a pair of free throws with 15.8 seconds remaining for a 57-53 advantage. But Travis Betran hit a long 3-pointer to trim it to 58-56 before Fuller hit his final foul shot with 8.2 seconds left. Peay missed a chance at the buzzer.

Demarius Smith's 3-pointer pulled Austin Peay even at 50-50, but Fuller made a steal and drove the lane for the go-ahead score. After a James Siamak block, Fuller's first free throws gave the Commodores a 54-50 lead with 1:23 to play.

The Governors' Zavion Williams had three straight baskets including two transition scores to push Peay ahead 43-41. Fuller's 3-pointer ended the drought for a 44-43 cushion and Siamak scored Vanderbilt's next six points for a 50-47 margin.

Siamak didn't play the first 10 minutes for Vanderbilt, which was already down to eight scholarship players after losing redshirt junior Josh Henderson for the season. Henderson suffered a severe knee injury in the Commodores' last outing, 12 days ago in a win over Marshall.

Austin Peay extended its 22-20 halftime lead to 24-20 on Triggs' basket to open the second half. But Vanderbilt went on a 6-0 spurt to retake the lead on two straight baskets by Jones.

Peay's Smith picked up back-to-back fouls for his third and fourth fouls with 13:37 to play, and Jones hit both free throws for a 33-30 lead.

Vanderbilt's Eric McClellan opened the game by scoring the first four points on fast breaks including a dunk. Smith, however, hit a 3-pointer for Peay and Horton's bucket gave the Gobs a 5-4 lead.

Seven-foot freshman Luke Kornet, playing center, hit a pair of 3 pointers that put the Commodores back up 7-5 and ahead 14-11 after Horton's baseline jumper tied it 11-11. The second trey started a 6-0 Commodores run for the biggest lead of the first half at 17-11.



# 2013-14 RECAPS

**Game 10 • Dec. 21, 2013**  
**Georgia Tech ..... 63**  
**at Vanderbilt ..... 76**  
**Nashville, Tenn. (Memorial Gym)**

Georgia Tech 63-64

No.	Player	Total			3-PT			Rebounds			PF	TP	A	TO	Stk	Min
		FG	FGA	FT	FTA	FG	FGA	FT	FTA	Off						
01	Georgeson, Marica	1	1-7	0-3	5-4	2	2	4	1	3	5	1	0	1	32	
02	Carter Jr., Robert	1	2-8	0-2	5-3	1	4	5	2	5	0	2	0	0	28	
03	Miller, Daniel	1	7-11	0-0	3-2	4	6	10	3	10	1	2	4	0	29	
11	Baldwin, Chris	1	3-9	1-5	0-0	0	1	1	2	7	1	1	0	0	23	
22	Golden, Troy	1	2-9	0-4	4-4	1	3	4	4	8	3	3	0	0	34	
11	Poole Jr., Stacey	1	3-6	0-2	0-0	1	0	1	0	8	0	0	0	0	6	
02	Poole, Solomon	1	4-9	3-8	0-0	2	0	2	1	11	0	1	1	0	17	
10	Stephens, Quince	1	0-0	0-0	0-0	0	0	0	2	0	0	0	0	0	1	
14	Moats, Shelby	1	1-2	0-1	0-1	1	2	3	0	2	0	1	0	0	3	
24	Holley, Kameron	1	2-4	0-0	1-2	1	3	4	2	5	1	0	1	0	21	
00	Hayward, Corey	1	0-0	0-0	0-0	0	0	0	2	0	0	0	0	0	6	
Team			4	1	5	4	1	5	0	2	0	0	0	0	1	
Totals			25-65	4-25	9-18	17	22	39	19	61	11	11	6	1	250	
FG % 1st Half		10-23	43.5%	2nd Half	11-22	50.0%	Game		25-65	38.5%	Shots		Rebounds			
3PT % 1st Half		2-13	15.4%	2nd Half	2-12	16.7%	Game		4-25	16.0%	PF		Stk			
FT % 1st Half		1-2	50.0%	2nd Half	8-14	57.1%	Game		9-18	50.0%	A		TO			

Vanderbilt 76-73

No.	Player	Total			3-PT			Rebounds			PF	TP	A	TO	Stk	Min
		FG	FGA	FT	FTA	FG	FGA	FT	FTA	Off						
00	ODOM, Rod	1	6-8	4-5	2-2	2	3	5	1	18	2	0	0	0	33	
00	SIKAM, James	1	3-6	0-1	2-2	2	3	5	4	8	1	0	0	1	22	
00	JONES, Damian	1	3-8	0-0	3-6	3	1	4	4	9	0	1	1	0	20	
00	MCCLELLAN, Eric	1	3-6	0-1	1-0	1	2	3	0	7	3	1	0	1	26	
00	PARKER, Dai-Jon	1	5-10	3-3	1-2	0	4	4	1	13	4	2	1	1	35	
00	KORNET, Luke	1	1-4	0-2	4-5	0	2	2	8	3	0	1	0	0	20	
00	WATKINS, Nathan	1	0-0	0-0	0-0	0	0	0	0	0	0	0	0	0	1	
11	FULLER, Kyle	1	6-7	0-1	4-6	0	0	0	2	12	5	2	0	0	25	
00	JOSEPHS, Carter	1	0-0	0-0	0-0	0	0	0	0	0	0	0	0	0	0	
00	MOATS, Shelby	1	1-3	1-2	0-0	0	2	2	1	3	1	3	0	0	14	
Team			1	5	0	1	5	0	0	0	0	0	0	0	1	
Totals			25-52	7-15	17-23	9	28	31	15	16	17	9	3	1	250	
FG % 1st Half		10-20	50.0%	2nd Half	13-22	59.1%	Game		23-52	44.2%	Shots		Rebounds			
3PT % 1st Half		2-6	33.3%	2nd Half	4-9	44.4%	Game		7-15	46.7%	PF		Stk			
FT % 1st Half		1-2	50.0%	2nd Half	15-24	62.5%	Game		17-23	73.9%	A		TO			

Officials: Tony Greene, Jon Lindsay, Mike Sibley

Technical Fouls: Georgia Tech None, Vanderbilt None

Attendance: 8022

Game by game

Georgia Tech

21 32 83

23 22 78

27 21 75

27 21 75

27 21 75

27 21 75

27 21 75

27 21 75

27 21 75

27 21 75

27 21 75

27 21 75

27 21 75

27 21 75

27 21 75

27 21 75

27 21 75

27 21 75

27 21 75

27 21 75

27 21 75

27 21 75

27 21 75

27 21 75

27 21 75

27 21 75

27 21 75

27 21 75

27 21 75

27 21 75

27 21 75

27 21 75

27 21 75

27 21 75

27 21 75

27 21 75

27 21 75

27 21 75

27 21 75

27 21 75

27 21 75

27 21 75

27 21 75

27 21 75

27 21 75

27 21 75

27 21 75

27 21 75

27 21 75

27 21 75

27 21 75

27 21 75

27 21 75

27 21 75

27 21 75

27 21 75

27 21 75

27 21 75

27 21 75

27 21 75

27 21 75

27 21 75

27 21 75

27 21 75

27 21 75

27 21 75

27 21 75

27 21 75

27 21 75

27 21 75

27 21 75

27 21 75

**Game 11 • Dec. 30, 2013**  
**Saint Louis ..... 57**  
**at Vanderbilt ..... 49**  
**Nashville, Tenn. (Memorial Gym)**

Saint Louis 57-12-2

No.	Player	Total			3-PT			Rebounds			PF	TP	A	TO	Stk	Min
		FG	FGA	FT	FTA	FG	FGA	FT	FTA	Off						
01	EVANS, Dwayne	1	5-11	0-1	3-4	4	5	9	2	0	2	4	1	4	36	
00	BARNETT, Jake	1	2-11	0-7	0-0	0	0	0	1	4	1	1	0	0	24	
00	LOE, Rob	1	3-7	0-2	0-0	0	1	1	3	6	0	1	2	0	25	
00	JETT, Jordan	1	6-8	0-0	5-6	0	4	4	1	17	8	3	0	2	34	
11	MCCALL, JR, Mike	1	3-7	1-4	2-4	0	4	4	0	0	1	0	0	2	32	
00	GLAZE, Grady	1	5-1	0-0	2-2	3	7	10	3	4	0	0	1	0	19	
00	MCBROOM, Austin	1	2-0	2-5	0-0	0	0	0	0	6	0	1	0	0	13	
00	AMBERG, Reggie	1	5-5	0-0	0-2	1	0	1	1	2	0	0	0	1	8	
00	MANNING, John	1	0-0	0-0	0-0	0	0	0	0	0	0	0	0	0	9	
Team			0-0	0-0	0-0	2	1	3	0	0	0	0	0	0	0	
Totals			21-58	3-19	12-18	10	22	33	11	51	11	11	4	0	200	
FG % 1st Half		9-22	40.9%	2nd Half	12-36	33.3%	Game		21-58	36.2%	Shots		Rebounds			
3PT % 1st Half		0-7	0.0%	2nd Half	3-12	25.0%	Game		3-19	15.8%	PF		Stk			
FT % 1st Half		2-2	100.0%	2nd Half	10-16	62.5%	Game		12-18	66.7%	A		TO			

Vanderbilt 49-7-4

No.	Player	Total			3-PT			Rebounds			PF	TP	A	TO	Stk	Min
		FG	FGA	FT	FTA	FG	FGA	FT	FTA	Off						
00	ODOM, Rod	1	5-10	4-5	2-2	2	3	5	1	18	2	0	0	0	33	
00	SIKAM, James	1	2-4	0-0	3-4	5	3	8	3	7	0	0	1	4	23	
00	JONES, Damian	1	5-11	0-0	2-2	3	2	5	0	12	0	3	1	0	25	
00	MCCLELLAN, Eric	1	4-10	0-2	1-2	0	1	1	2	9	1	0	0	3	28	
00	PARKER, Dai-Jon	1	3-3	1-2	0-0	1	2	3	3	9	2	1	0	23		
00	KORNET, Luke	1	2-6	2-5	0-0	0	0	0	3	6	3	0	0	15		
11	FULLER, Kyle	1	1-0	0-0	2-2	1	6	7	1	4	8	2	0	0	34	
00	MOATS, Shelby	1	5-1	0-0	0-0	0	3	3	2	0	1	0	0	17		
Team			4	1	5	0	1	5	0	0	0	0	0	0	1	
Totals			19-58	3-17	6-11	14	25	38	40	12	17	9	3	1	200	
FG % 1st Half		12-20	60.0%	2nd Half	7-38	18.4%	Game		19-58	32.8%	Shots		Rebounds			
3PT % 1st Half		0-1	0.0%	2nd Half	3-16	18.8%	Game		3-17	17.6%	PF		Stk			
FT % 1st Half		1-2	50.0%	2nd Half	4-9	44.4%	Game		6-11	54.5%	A		TO			

Officials: Anthony Jordan, Lee Cassell, Don Daily

Technical Fouls: Saint Louis None, Vanderbilt None

Attendance: 8022

Game by game

Saint Louis

</



# 2013-14 RECAPS

## Game 13 • Jan. 4, 2014

Vanderbilt..... 63  
at Alabama..... 68  
Tuscaloosa, Ala. (Coleman Coliseum)

Vanderbilt 63 - 64, 0-1

#	Player	Total		3-Pt		Rebounds			PF	TP	A	TO	Blk	Stl	Min
		FG	FGA	FT	FTA	Off	Def	Total							
11	ODOM, Rod	3	8	0	0	3	7	10	1	20	0	5	1	2	38
11	JONES, Damian	1	6	1	2	2	3	5	3	16	0	4	1	1	31
11	SIKAMA, James	1	3	0	0	1	0	1	3	4	0	2	0	1	21
11	FULLER, Kyle	0	5	1	2	4	0	3	2	15	2	2	0	1	38
11	PARKER, Dai-Jon	0	2	0	0	2	1	2	3	4	6	4	3	0	38
11	KORNET, Luke	1	6	0	0	1	6	7	1	2	2	0	1	1	20
11	JOSEPHIS, Carter	0	0	0	0	0	0	0	1	0	0	0	0	0	2
11	MCATS, Shelby	0	1	0	0	0	0	0	1	0	0	0	0	0	12
Team		6	31	2	4	13	10	22	32	18	63	6	16	3	200
Totals		21-48	8-13	15-17	10	22	32	18	63	6	16	3	0	2	200

FG % 1st Half	FG % 2nd Half	FT % 1st Half	FT % 2nd Half	3P % 1st Half	3P % 2nd Half	Reb % 1st Half	Reb % 2nd Half	PF % 1st Half	PF % 2nd Half
43.8%	31.3%	83.3%	69.2%	0.0%	0.0%	21.4%	48.7%	16.7%	16.7%
33.3%	33.3%	50.0%	50.0%	0.0%	0.0%	16.7%	48.7%	16.7%	16.7%
50.0%	50.0%	50.0%	50.0%	0.0%	0.0%	16.7%	48.7%	16.7%	16.7%

Alabama 68 - 77, 1-0

#	Player	Total		3-Pt		Rebounds			PF	TP	A	TO	Blk	Stl	Min
		FG	FGA	FT	FTA	Off	Def	Total							
11	Hale, Shannon	1	6	0	0	3	3	3	15	1	4	0	0	0	28
11	Engstrom, Carl	0	1	0	0	2	2	4	4	0	1	2	1	0	24
11	Releford, Trevor	0	2	0	0	1	1	1	0	16	0	1	0	3	38
11	Randolph, Levi	0	5	1	2	0	4	4	0	11	4	1	1	2	33
11	Closonian, Rean	0	12	2	2	3	1	4	3	15	0	0	1	1	34
11	Kay, Aqib	0	0	0	0	0	1	1	2	1	0	0	0	0	8
11	Taylor, Jermie	0	0	0	0	0	0	0	0	0	0	0	0	0	7
11	Jacobs, Nick	4	9	0	0	3	3	3	8	0	0	0	0	0	16
11	Cooper, Rodney	1	3	0	0	2	2	2	1	2	0	0	0	0	14
Team		6	31	2	4	13	10	22	32	18	63	6	16	3	200
Totals		25-52	8-19	12-19	9	15	25	16	66	15	8	2	3	4	200

FG % 1st Half	FG % 2nd Half	FT % 1st Half	FT % 2nd Half	3P % 1st Half	3P % 2nd Half	Reb % 1st Half	Reb % 2nd Half	PF % 1st Half	PF % 2nd Half
41.4%	33.3%	63.2%	52.6%	0.0%	0.0%	25.0%	48.7%	16.7%	16.7%
33.3%	33.3%	50.0%	50.0%	0.0%	0.0%	16.7%	48.7%	16.7%	16.7%
50.0%	50.0%	50.0%	50.0%	0.0%	0.0%	16.7%	48.7%	16.7%	16.7%

Officials: Tony Green, Phil Adams, Rick Harwood

Technical fouls: Vanderbilt=None, Alabama=None

Attendance: 13,888

Score by periods	1st	2nd	3rd	4th	Total
Vanderbilt	25	38	15	5	63
Alabama	35	33	10	9	87

Lead FG: 1st 2:00 (25-18), 1st 2:00 (37-27)

Largest lead: 10 by 2, 1st 12:00, 1st 19:18, 2nd 10:00

Game tied: 7 times

Lead changed: 2 times

## Game 14 • Jan. 11, 2014

Kentucky..... 71  
at Vanderbilt ..... 62  
Nashville, Tenn. (Memorial Gym)

Kentucky 71 - 12-3, 2-0 SEC

#	Player	Total		3-Pt		Rebounds			PF	TP	A	TO	Blk	Stl	Min
		FG	FGA	FT	FTA	Off	Def	Total							
11	Cauley-Stein, Willie	1	7	0	0	1	4	5	2	15	0	1	1	2	31
11	Randle, Julius	1	3	0	0	1	2	3	0	7	0	4	0	2	26
11	Young, James	0	2	0	0	1	1	2	2	4	4	2	0	0	26
11	Harrison, Aaron	0	4	0	0	5	0	5	0	14	2	1	0	2	31
11	Harrison, Andrew	0	3	0	0	3	4	7	3	10	4	0	0	0	34
11	Potson, Jarrod	0	2	0	0	0	1	1	1	6	1	0	0	0	14
11	Poythress, Alex	4	7	0	0	1	3	4	0	9	0	1	1	0	19
11	Haskins, Dominique	0	1	0	0	0	1	1	1	0	0	0	0	0	5
11	Wilks, Derek	0	2	0	0	1	0	1	0	0	0	0	0	1	6
11	Johnson, Dakari	1	2	0	0	2	1	3	4	0	1	0	0	0	9
Team		6	31	2	4	13	10	22	32	18	63	6	16	3	200
Totals		26-61	6-22	13-22	18	23	41	12	71	11	10	2	7	2	200

FG % 1st Half	FG % 2nd Half	FT % 1st Half	FT % 2nd Half	3P % 1st Half	3P % 2nd Half	Reb % 1st Half	Reb % 2nd Half	PF % 1st Half	PF % 2nd Half
32.7%	38.5%	66.7%	66.7%	0.0%	0.0%	26.4%	52.6%	16.7%	16.7%
30.0%	33.3%	50.0%	50.0%	0.0%	0.0%	16.7%	52.6%	16.7%	16.7%
50.0%	50.0%	50.0%	50.0%	0.0%	0.0%	16.7%	52.6%	16.7%	16.7%

Vanderbilt 62 - 8-6, 0-2 SEC

#	Player	Total		3-Pt		Rebounds			PF	TP	A	TO	Blk	Stl	Min
		FG	FGA	FT	FTA	Off	Def	Total							
11	ODOM, Rod	1	2	0	0	0	0	0	4	5	1	1	0	0	22
11	SIKAMA, James	1	1	0	0	1	3	4	2	2	1	3	2	1	31
11	JONES, Damian	0	8	0	0	2	3	5	2	18	1	4	1	0	36
11	FULLER, Kyle	0	6	0	0	4	4	8	2	17	0	5	0	0	40
11	PARKER, Dai-Jon	0	7	0	0	1	3	4	17	3	2	2	0	2	40
11	KORNET, Luke	1	6	0	0	1	3	4	2	3	2	1	0	0	23
11	MCATS, Shelby	0	1	0	0	0	0	0	0	0	0	0	0	0	8
Team		6	31	2	4	13	10	22	32	18	63	6	16	3	200
Totals		25-50	6-20	6-10	5	23	26	16	62	18	16	4	3	2	200

FG % 1st Half	FG % 2nd Half	FT % 1st Half	FT % 2nd Half	3P % 1st Half	3P % 2nd Half	Reb % 1st Half	Reb % 2nd Half	PF % 1st Half	PF % 2nd Half
38.5%	38.5%	66.7%	66.7%	0.0%	0.0%	25.0%	52.6%	16.7%	16.7%
30.0%	33.3%	50.0%	50.0%	0.0%	0.0%	16.7%	52.6%	16.7%	16.7%
50.0%	50.0%	50.0%	50.0%	0.0%	0.0%	16.7%	52.6%	16.7%	16.7%

Officials: Ted Vardina, Glenn Tull, Brian Slay

Technical fouls: Kentucky=Phyffess, Alex; Vanderbilt=None

Attendance: 10,376

Score by periods	1st	2nd	3rd	4th	Total
Kentucky	30	21	17	7	75
Vanderbilt	22	20	10	8	60

Lead FG: 1st 2:00 (25-18), 1st 2:00 (37-27)

Largest lead: 10 by 2, 1st 12:00, 1st 19:18, 2nd 10:00

Game tied: 7 times

Lead changed: 1 time

## Game 15 • Jan. 16, 2014

Missouri..... 75  
at Vanderbilt ..... 78  
Nashville, Tenn. (Memorial Gym)

Missouri 75 - 13-3, 1-2 SEC

#	Player	Total		3-Pt		Rebounds			PF	TP	A	TO	Blk	Stl	Min
		FG	FGA	FT	FTA	Off	Def	Total							
11	WILLIAMS, Johnathan	1	3	0	0	3	2	5	2	9	1	2	3	0	26
11	ROSBURG, Ryan	1	3	0	0	1	3	4	2	0	2	0	0	0	19
11	CLARKSON, Jordan	0	7	0	0	4	1	5	3	18	1	1	0	0	34
11	BROWN, Jabari	0	7	1	2	4	1	5	2	22	2	3	1	0	36
11	ROSS, Earnest	0	4	0	0	3	0	3	2	11	5	1	0	1	37
11	CLARK, Wes	0	2	0	0	1	1	2	1	3	0	0	0	0	28
11	CROSSWELL, Tony	1	3	1	2	0	1	1	3	5	0	0	0	0	10
11	JONES, Tarnan	0	1	0	0	0	1	1	3	0	0	1	0	1	5
11	POST, Keenan	0	0	0	0	2	2	4	1	0	0	0	0	0	5
Team		6	31	2	4	13	10	22	32	18	63	6	16	3	200
Totals		25-54	6-23	19-22	16	29	45	24	75	15	10	4	3	2	200

FG % 1st Half	FG % 2nd Half	FT % 1st Half	FT % 2nd Half	3P % 1st Half	3P % 2nd Half	Reb % 1st Half	Reb % 2nd Half	PF % 1st Half	PF % 2nd Half
37.0%	40.0%	86.4%	86.4%	0.0%	0.0%	26.4%	52.6%	16.7%	16.7%
33.3%	33.3%	50.0%	50.0%	0.0%	0.0%	16.7%	52.6%	16.7%	16.7%
50.0%	50.0%	50.0%	50.0%	0.0%	0.0%	16.7%	52.6%	16.7%	16.7%

Vanderbilt 78 - 9-6, 1-2 SEC

#	Player	Total		3-Pt		Rebounds			PF	TP	A	TO
---	--------	-------	--	------	--	----------	--	--	----	----	---	----



# 2013-14 RECAPS

Game 16 • Jan. 18, 2014

**Vanderbilt..... 58**  
**at LSU ..... 81**  
**Baton Rouge, La. (Maravich Assembly Center)**

Vanderbilt 58 • 9-7 (1-3)

Player	FG	3-P	FT	Rebounds	PF	TP	A	TO	Stk	Min	
00 ODOM, Rod	6-10	4-6	4-5	1 5 6	2	20	0	1	0	2	38
01 JONES, Damian	7-14	0-0	2-2	5 1 6	4	16	0	0	0	25	
02 SIAKAM, James	2-5	0-0	0-1	2 2 4	4	4	4	1	5	0	29
03 FULLER, Kyle	5-9	1-5	3-5	1 2 3	1	6	1	2	0	28	
04 PARKER, Dai-Jon	3-8	0-3	4-5	0 3 3	4	10	2	3	0	30	
05 KORNET, Luke	0-5	0-5	0-0	1 1 2	2	0	0	0	0	15	
06 WATKINS, Nathan	0-0	0-0	0-0	0 0 0	0	0	0	0	0	1	
07 JOSEPHS, Carter	0-0	0-0	0-0	0 0 0	1	0	0	0	0	2	
08 MCATS, Shelby	0-2	0-1	2-2	1 1 2	2	2	1	0	0	14	
Team				0 0 0							
Totals	19-53	5-20	15-20	11 33 44	20	58	8	10	5	6	200

FG % 1st Half	3-P % 1st Half	FT % 1st Half	FG % 2nd Half	3-P % 2nd Half	FT % 2nd Half	Game	Rebounds
34.9%	20.0%	75.0%	38.7%	11.3%	75.0%	19-53	33.8%
38.7%	20.0%	75.0%	38.7%	11.3%	75.0%	19-53	33.8%
38.7%	20.0%	75.0%	38.7%	11.3%	75.0%	19-53	33.8%

Player	FG	3-P	FT	Rebounds	PF	TP	A	TO	Stk	Min	
00 O'BRYAN, B. Johnny	5-10	1-1	11-14	4 8 12	2	22	2	3	0	29	
01 COLEMAN, Shannon	0-6	0-3	0-0	1 4 5	2	0	4	1	0	1	
02 MICKEY, Jordan	6-12	0-0	1-3	1 4 5	3	13	1	1	1	26	
03 HICKEY, Anthony	2-3	1-2	0-0	1 1 2	2	5	0	0	0	20	
04 MORGAN, Malik	4-5	1-2	0-1	2 1 3	0	9	0	0	0	21	
05 SHORTESS, Henry	0-0	0-0	0-0	0 0 0	0	0	0	0	0	1	
06 STRINGER, Andre	4-8	1-2	1-1	1 1 2	3	10	1	0	0	24	
07 HAMMINK, Shane	0-0	0-0	0-0	0 0 0	0	0	0	0	0	2	
08 MARTIN, Jared	4-7	0-1	3-3	5 0 5	0	11	0	2	1	0	
09 MCKONE, Clancy	1-1	0-0	0-0	0 0 0	1	2	1	0	0	4	
10 ODO, John	5-2	0-0	0-0	0 1 1	2	2	0	0	0	1	
11 EDDLESTONE, Brandon	0-0	0-0	0-0	0 0 0	0	0	0	0	0	1	
12 QUARTERMAN, Tim	2-6	1-3	2-2	3 5 8	2	7	2	2	0	21	
Team				3 2 5							
Totals	29-50	5-14	18-24	21 27 48	17	81	11	12	2	7	200

FG % 1st Half	3-P % 1st Half	FT % 1st Half	FG % 2nd Half	3-P % 2nd Half	FT % 2nd Half	Game	Rebounds
38.0%	7.1%	75.0%	38.0%	7.1%	75.0%	29-50	33.8%
38.0%	7.1%	75.0%	38.0%	7.1%	75.0%	29-50	33.8%
38.0%	7.1%	75.0%	38.0%	7.1%	75.0%	29-50	33.8%

BATON ROUGE, La. - Johnny O'Bryant scored 22 points and grabbed 12 rebounds as LSU defeated Vanderbilt 81-58.

O'Bryant had struggled in the past four games -- three of which were Tigers losses. O'Bryant averaged ten points and six rebounds in those four games. In LSU's overtime defeat at Ole Miss last Wednesday, O'Bryant had only six points and five rebounds.

Going against a Commodores team with just seven scholarship players available, O'Bryant was 5-of-10 from the field and 11-of-14 at the foul line. The 22 points were his most since the season-opener at Massachusetts when he scored 25 points. The 12 rebounds were O'Bryant's second most of the season.

Jordan Mickey had 13 points for the Tigers (11-5, 2-2). Jared Martin and Andre Stringer scored 11 and 10 points, respectively. Rod Odom led Vanderbilt (9-7, 1-3) with 20 points. Damian Jones had 16 points, while Dai-Jon Parker finished with 10.

O'Bryant was dominant in the opening half for LSU with 13 points and 10 rebounds. He even made his first 3-pointer of the season in the first 20 minutes.

The Tigers took control of the game with a 10-0 run during the middle of the opening half. O'Bryant started the outburst with two foul shots which tied the score at 11-11 with 12:22 remaining before halftime. A basket by Martin on the next possession gave LSU the lead for good.

Mickey made one of two free throws and Tim Quarterman connected on a 3-pointer. A basket by Stringer put the Tigers in front 19-11 with 9:17 remaining in the half.

Vanderbilt came no closer than five points during the rest of the first half. A pair of foul shots by both O'Bryant and Quarterman in the last 90 seconds gave LSU a 35-25 lead at the break.

The Tigers didn't allow the Commodores to cut into their comfortable halftime advantage. Back-to-back field goals by O'Bryant and Malik Morgan put LSU on top 45-32 with 16:16 remaining in the game. Vanderbilt came no closer than nine points the rest of the way.

Game 17 • Jan. 22, 2014

**Ole Miss ..... 63**  
**at Vanderbilt ..... 52**  
**Nashville, Tenn. (Memorial Gym)**

Ole Miss 63 • 13-5, 4-1 SEC

Player	FG	3-P	FT	Rebounds	PF	TP	A	TO	Stk	Min	
00 Sola, Sebastian	1-4	0-0	0-0	2 6 8	1	2	0	2	0	1	20
01 Jones, Aaron	3-9	0-1	2-4	8 2 10	3	8	0	1	5	3	35
02 White, LaDarius	4-11	2-4	1-3	0 4 4	1	11	0	1	0	26	
03 Henderson, Marshall	4-15	3-10	0-0	1 5 6	1	11	3	1	0	30	
04 Surrrens, Jarvis	7-14	0-0	2-3	0 1 1	1	16	4	2	0	36	
05 Newby, Marvianus	1-1	0-0	0-0	0 1 1	1	2	0	0	0	6	
06 Milinghaus, Derrick	0-2	0-0	0-0	0 0 0	0	1	0	1	0	7	
07 Cox, Demario	0-1	0-0	0-0	1 2 3	4	0	1	0	0	10	
08 Perez, Anthony	5-9	1-2	2-2	3 2 5	1	13	1	0	1	28	
09 Colby, Dwight	0-1	0-0	0-0	2 0 2	0	0	0	0	0	2	
Team				3 1 4							
Totals	25-60	6-16	7-12	30 24 54	14	63	9	9	0	14	200

FG % 1st Half	3-P % 1st Half	FT % 1st Half	FG % 2nd Half	3-P % 2nd Half	FT % 2nd Half	Game	Rebounds
33.3%	0.0%	58.3%	38.3%	12.5%	58.3%	25-60	33.8%
33.3%	0.0%	58.3%	38.3%	12.5%	58.3%	25-60	33.8%
33.3%	0.0%	58.3%	38.3%	12.5%	58.3%	25-60	33.8%

Player	FG	3-P	FT	Rebounds	PF	TP	A	TO	Stk	Min	
00 ODOM, Rod	7-14	3-9	1-3	2 1 3	2	18	1	1	0	30	
01 SIAKAM, James	3-5	0-0	1-2	5 5 10	4	7	0	1	3	30	
02 JONES, Damian	4-14	0-0	0-0	3 7 10	4	14	0	4	1	33	
03 FULLER, Kyle	2-10	0-6	1-2	1 8 9	0	5	4	1	1	40	
04 PARKER, Dai-Jon	1-5	0-3	0-0	0 4 4	2	2	4	4	1	40	
05 KORNET, Luke	2-4	0-2	0-0	0 1 1	1	4	0	2	2	13	
06 MCATS, Shelby	1-1	0-0	0-0	0 1 1	0	2	0	1	0	1	
Team				2 0 2							
Totals	20-53	3-20	3-11	13 27 40	15	50	10	17	8	2	200

FG % 1st Half	3-P % 1st Half	FT % 1st Half	FG % 2nd Half	3-P % 2nd Half	FT % 2nd Half	Game	Rebounds
37.5%	0.0%	27.3%	37.5%	0.0%	27.3%	20-53	33.8%
37.5%	0.0%	27.3%	37.5%	0.0%	27.3%	20-53	33.8%
37.5%	0.0%	27.3%	37.5%	0.0%	27.3%	20-53	33.8%

NASHVILLE - Marshall Henderson struggled with Vanderbilt's sticky defense trying to keep the Mississippi guard under control. As usual, he hit the biggest shots of the night helping the Rebels pull out another key win.

Henderson hit back-to-back 3-pointers in an 11-point spurt where Mississippi took control of a 63-52 win over Vanderbilt after blowing a 13-point lead in the second half.

The Rebels (13-5, 4-1 Southeastern Conference) now have won three straight overall and leave Memorial Gym with back-to-back wins in a place where they had won in only six of their first 55 visits.

Vanderbilt (9-8, 1-4) just couldn't overcome the Rebels' 44-40 edge on the boards for a 15-8 edge in second-chance points, and Ole Miss turned the Commodores' 17 turnovers into 16 points.

Rod Odom scored a game-high 18 points for Vanderbilt. Damian Jones had 14 and 10 rebounds. Point guard Kyle Fuller had nearly as many turnovers (four) as he had points (five), and Parker finished with two more turnovers than points (two).

The Rebels took a 29-20 lead into halftime and went up 33-20 in the opening minutes of the second half. But after a first half when Vanderbilt shot 29.2 percent, the Commodores hit nine of their first 17 in the second half. When James Siakam scored underneath with 6:10 left, that gave Vanderbilt its first lead since 3-0 at 46-45.

But then the Commodores went cold as Jones missed a pair of free throws.

Aaron Jones hit a jumper putting the Rebels ahead to stay with 5:48 to go the first of 11 straight points.

Henderson fed a pass to Perez for a layup. Then Odom lost the ball on the sideline leading to a scramble that ended with Henderson hitting a 3-pointer. Henderson then hit a second consecutive 3, pushing the lead to 55-46 with 3:57 left, and celebrated with a big fist pump in front of the Vanderbilt student section that had been booing him all night long when he touched the ball.

Henderson's back-to-back 3-pointers were the highlight of the night for the senior guard who came in as the SEC's best 3-point shooter and was named the league's player of the week on Monday. He forced overtime here last season from about 30 feet out had trouble connecting Wednesday night. Henderson also missed a shot just after he crossed mid-court that bounced off the rim before the halftime buzzer.

Game 18 • Jan. 25, 2014

**Vanderbilt..... 66**  
**at Texas A&M ..... 55**  
**College Station, Texas (Reed Arena)**

Vanderbilt 66 • 10-3 3-4 SEC

Player	FG	3-P	FT	Rebounds	PF	TP	A	TO	Stk	Min	
00 ODOM, Rod	2-7	1-6	0-0	0 6 6	1	5	0	1	0	40	
01 FULLER, Kyle	4-10	3-5	8-8	0 3 3	3	19	4	3	0	34	
02 PARKER, Dai-Jon	1-8	0-6	1-2	2 5 7	2	5	2	1	2	40	
03 JONES, Damian	3-7	0-0	0-0	0 3 3	3	6	0	2	0	34	
04 SIAKAM, James	6-10	0-0	10-13	6 4 10	3	22	3	2	4	32	
05 KORNET, Luke	3-5	3-5	0-0	1 0 1	1	9	1	1	0	16	
06 JOSEPHS, Carter	0-0	0-0	0-0	0 0 0	1	0	0	0	0	6	
07 MCATS, Shelby	1-1	0-0	0-0	0 2 2	2	2	0	0	0	8	
Team				0 2 2							
Totals	20-48	7-23	16-23	9 27 36	17	66	15	9	7	3	200

FG % 1st Half	3-P % 1st Half	FT % 1st Half	FG % 2nd Half	3-P % 2nd Half	FT % 2nd Half	Game	Rebounds
34.9%	11.3%	69.6%	41.7%	13.0%	69.6%	20-48	33.8%
34.9%	11.3%	69.6%	41.7%	13.0%	69.6%	20-48	33.8%
34.9%	11.3%	69.6%	41.7%	13.0%	69.6%	20-48	33.8%

Player	FG	3-P	FT	Rebounds	PF	TP	A	TO	Stk	Min	
00 Shawn Smith	4-11	1-5	0-1	1 4 5	0	9	2	3	0	32	
01 Jordan Green	3-6	2-3	3-4	1 2 3	1	9	0	1	0	25	
02 Kourtney Roberson	6-8	0-0	2-2	5 5 10	2	14	1	2	0	32	
03 Alex Caruso	2-8	0-1	2-2	0 4 4	5	6	0	1	1	29	
04 Jamal Jones	1-9	1-4	4-4	0 2 2	3	7	3	1	0	29	
05 Payton Harris	3-9	0-3	2-2	1 1 2	2	8	1	0	0	18	
06 Davonte Fitzgerald	0-3	0-2	0-0	0 0 0	0	2	0	0	0	13	
07 Antwan Space	1-3	0-0	0-0	3 2 5	2	1	0	0	0	18	
08 Dylan Johns	0-0	0-0	0-0	0 0 0	0	0	0	0	0	4	
Team				1 1 2							
Totals	19-57	4-18	15-17	12 21 33	17	55	9	8	2	3	200

FG % 1st Half	3-P % 1st Half	FT % 1st Half	FG % 2nd Half	3-P % 2nd Half	FT % 2nd Half	Game	Rebounds
34.9%	11.3%	70.6%	41.7%	13.0%	70.6%	19-57	33.8%
34.9%	11.3%	70.6%	41.7%	13.0%	70.6%	19-57	3



# 2013-14 RECAPS

Game 19 • Jan. 29, 2014

Vanderbilt..... 59  
at Georgia ..... 54  
Athens, Ga. (Stegeman Coliseum)

Vanderbilt 59 - 54 (3-4)															
Player	Total			3-Pt			Rebounds			PF	TP	A	TO	Stk	Min
	FG	FGA	FT	FGA	FT	FTA	Off	Def	Total						
00 ODOM, Rod	1	4-10	4-8	4-5	2-10	12	2	10	2	2	2	1	0	40	
01 SIAKAM, James	1	3-4	0-0	0-0	0-1	1	5	6	0	1	1	0	16		
02 JONES, Damian	1	2-6	0-0	0-0	1-5	6	4	5	0	3	0	1	24		
03 FULLER, Kyle	1	1-4	1-2	10-14	1	3	4	2	13	4	5	0	1	40	
04 PARKER, Dai-Jon	1	4-9	1-3	5-6	0	7	3	13	4	1	0	0	40		
05 KORNET, Luke	1	1-3	1-3	5-3	0	3	3	1	4	0	0	3	1	21	
06 JOSEPHS, Carter	1	0-0	0-0	0-0	0	0	0	0	0	0	0	0	0	0	
07 MCATS, Shelby	1	0-3	0-2	0-0	0	1	2	0	0	0	0	0	0	19	
Team		15-39	6-18	21-32	7	31	30	19	55	10	12	5	3	207	
Totals		15-39	6-18	21-32	7	31	30	19	55	10	12	5	3	207	

Georgia 54 - 50 (4-3)															
Player	Total			3-Pt			Rebounds			PF	TP	A	TO	Stk	Min
	FG	FGA	FT	FGA	FT	FTA	Off	Def	Total						
00 Thomson, Marcus	1	1-7	0-1	3-4	2	5	7	3	5	0	0	1	1	23	
01 Williams, Donte	1	0-2	0-0	3-2	1	3	4	1	0	0	1	1	0	20	
02 Morris, Brandon	1	3-7	1-2	5-8	3	2	4	2	12	0	2	1	2	36	
03 Parker, Juwan	1	0-10	0-5	0-0	2	4	6	1	0	1	0	1	0	25	
04 Mann, Charles	1	5-10	1-3	9-11	1	3	4	4	20	1	4	0	1	32	
05 Dixon, Tim	1	0-1	0-0	0-0	0	1	1	0	1	0	0	0	0	8	
06 Echols, Taylor	1	2-7	2-7	0-0	0	2	3	0	0	0	0	0	0	18	
07 Geno, Kenny Paul	1	1-2	0-0	2-2	2	0	2	1	4	0	0	0	0	4	
08 Frazier, J.J.	1	0-2	0-0	0-0	0	0	0	0	0	0	0	1	6		
09 Djuricic, Nemanja	1	3-7	0-3	0-0	2	4	6	4	5	0	3	0	2	28	
Team		15-35	4-23	20-27	11	24	30	23	54	3	9	4	8	207	
Totals		15-35	4-23	20-27	11	24	30	23	54	3	9	4	8	207	

FG % 1st Half: 40.0% 2nd Half: 33.3% Game: 36.6%  
 3FG % 1st Half: 0.0% 2nd Half: 0.0% Game: 0.0%  
 FT % 1st Half: 100.0% 2nd Half: 100.0% Game: 100.0%

ATHENS, Ga. - Rod Odom scored 16 points as Vanderbilt defeated Georgia 59-54 and ended the Bulldogs' eight-game home winning streak.

Odom scored Vanderbilt's (11-8, 3-4 SEC) last field goal with 3:23 to play, nailing a 3-pointer to put the Commodores up 44-36. Vanderbilt made 15 of 21 free throws the rest of the way to thwart any comeback efforts by Georgia (10-9, 4-3).

Dai-Jon Parker scored 15 for Vanderbilt, and Kyle Fuller added 13 -- 10 of those from the line.

Charles Mann led Georgia with 20 points, hitting 9 of 11 free throws. The Bulldogs shot 27 percent from the field and a woeful 4 for 23 from behind the 3-point line.

Brandon Morris's 3-point basket 90 seconds into the game launched Georgia to an early 8-2 lead. But the Bulldogs did not make another 3 in the first half, missing 11 straight. The streak reached 17 straight misses before Georgia hit three of its last five 3-pointers in the last minute of a desperation comeback attempt.

The teams were tied 12-12 after Morris hit one free throw with 10:17 to play, but Vanderbilt went on a 13-2 run, highlighted by Odom's four-point play.

The Commodores twice led by as much as 10 points, the last time at 27-17 after two free throws by Fuller with 4:51 to play. Vanderbilt did not score again in the first half.

Georgia managed to narrow the gap to 27-21 with 3:42 to play, and then the Bulldogs did not score again in the half.

Georgia took a different approach to start the second half as point guard Mann started to penetrate, getting two early layups and a free throw to help tie the game 28-all with 17:20 to go.

However, Vanderbilt regained the lead. The Commodores never put together a dramatic run, but gradually pulled away from the struggling Bulldogs.

Walk-on Taylor Echols hit a 3-pointer with 57.3 seconds to play that closed the gap for the Bulldogs to 51-44. Another 3-pointer by Mann with 15.8 seconds left cut it to 56-52, but an intentional foul on Georgia's Kenny Paul Geno gave Vandy a chance to ice the game with 3 of 4 free throws.

Morris added 12 points for Georgia, which had not lost a home game since arch-rival Georgia Tech won 80-71 Nov. 15.

Game 20 • Feb. 1, 2014

Mississippi State ..... 49  
at Vanderbilt ..... 55  
Nashville, Tenn. (Memorial Gym)

Mississippi State 49 - 44, 3-5 SEC															
Player	Total			3-Pt			Rebounds			PF	TP	A	TO	Stk	Min
	FG	FGA	FT	FGA	FT	FTA	Off	Def	Total						
01 Colin Borchert	1	3-6	1-5	0-0	0	5	5	4	5	1	2	0	1	37	
02 Gavin Ware	1	3-5	0-0	3-4	3	5	8	2	9	0	2	0	1	30	
03 Fred Thomas	1	6-10	3-4	1-2	0	1	1	0	16	2	2	1	1	32	
04 LJ Ready	1	2-5	0-2	0-0	0	2	2	1	4	5	4	0	1	27	
05 Craig Seard	1	2-10	0-2	0-0	0	2	2	4	5	3	1	2	25		
06 Trivette Bloodman	1	2-2	1-1	0-0	1	1	2	1	5	1	1	0	0	16	
07 Jacey Davis	1	2-4	0-0	0-0	1	1	2	1	5	1	2	0	0	12	
08 Tyson Cunningham	1	0-2	0-2	0-0	0	1	1	0	0	0	0	0	0	8	
09 Riquan Johnson	1	0-3	0-0	0-0	0	1	1	2	0	2	2	0	0	13	
Team		19-47	7-20	4-6	6	25	29	13	49	12	18	2	0	200	
Totals		19-47	7-20	4-6	6	25	29	13	49	12	18	2	0	200	

Vanderbilt 55 - 49, 4-4 SEC															
Player	Total			3-Pt			Rebounds			PF	TP	A	TO	Stk	Min
	FG	FGA	FT	FGA	FT	FTA	Off	Def	Total						
00 ODOM, Rod	1	6-13	4-10	2-2	1	5	6	2	16	1	0	1	3	29	
01 SIAKAM, James	1	5-2	0-1	0-0	3	4	7	2	2	1	3	1	1	31	
02 JONES, Damian	1	0-6	0-0	1-2	0	3	3	13	0	2	1	1	27		
03 FULLER, Kyle	1	5-13	1-4	3-4	0	6	6	0	14	5	6	0	1	40	
04 PARKER, Dai-Jon	1	3-9	0-6	1-2	0	4	4	1	5	4	1	0	0	40	
05 KORNET, Luke	1	0-2	1-2	0-0	0	0	0	0	3	2	1	3	17		
06 MCATS, Shelby	1	0-1	0-1	0-0	0	0	0	0	0	0	0	0	0	6	
Team		21-47	6-25	7-12	5	23	28	8	55	13	14	4	0	200	
Totals		21-47	6-25	7-12	5	23	28	8	55	13	14	4	0	200	

FG % 1st Half: 37.0% 2nd Half: 44.0% Game: 40.7%  
 3FG % 1st Half: 18.0% 2nd Half: 22.2% Game: 24.0%  
 FT % 1st Half: 50.0% 2nd Half: 50.0% Game: 50.0%

NASHVILLE - Slow down the game by using up as much of the shot clock each possession as possible or playing zone on defense, the Vanderbilt Commodores are willing to do whatever it takes.

Now they're starting to string together some victories.

Rod Odom scored 18 points, and Vanderbilt beat Mississippi State 55-49 for their third straight win.

"All the ones that we win are probably going to be just like this," Vanderbilt coach Kevin Stallings said. "They're probably going to be dog fight, grind-it-out games where we've got to make some plays down the stretch and at the end. And I'm proud of our team because we're getting better at doing that."

The Commodores (12-8, 4-4 Southeastern Conference) have to work harder because they're down to only seven scholarship players. Kyle Fuller added 14 points playing a full 40 minutes for his fourth game since league play started in January, and Dai-Jon Parker notched his sixth such game. Odom got a minute of rest in the first half that kept him from his fifth.

Vanderbilt returned to Memorial Gym after winning its first two road games this season and started a three-game home stand by adding yet another win over Mississippi State. The Commodores held the Bulldogs to a season-low in points in winning their fourth in five games in this series.

Damian Jones also had 13 for Vanderbilt, helping the Commodores to a 26-16 scoring edge in the paint.

Mississippi State (13-8, 3-5) now has lost three straight, scoring a season-low in each of the last two. The Bulldogs also extended their road skid to 13 straight. Coach Rick Ray noted Thursday night's loss was to No. 3 Florida and now a good Vanderbilt team on the road.

Thomas scored 16 points for the Bulldogs. Craig Sword, the Bulldogs' leading scorer averaging 13.9 points a game, didn't score until he hit a jumper with 11:18 left. He finished with four points.

Vanderbilt outshot the Bulldogs 44.7 percent (21 of 47) compared to 40.4 percent (19 of 47). Ray said his Bulldogs' shooting woes are "well documented." But he wasn't happy with his Bulldogs turning the ball over 18 times, which Vanderbilt turned into 24 points.

Game 21 • Feb. 5, 2014

Tennessee ..... 60  
at Vanderbilt ..... 64  
Nashville, Tenn. (Memorial Gym)

Tennessee 60 - 64, 5-4 SEC															
Player	Total			3-Pt			Rebounds			PF	TP	A	TO	Stk	Min
	FG	FGA	FT	FGA	FT	FTA	Off	Def	Total						
00 Stokes, Jarnell	1	3-8	0-0	5-8	6	8	14	1	11	3	3	0	0	38	
01 Mayron, Jeronne	1	4-11	0-0	1-1	6	5	11	4	9	0	2	0	0	36	
02 Richardson, Josh	1	6-12	2-5	0-0	1	0	1	2	14	0	0	0	0	35	
03 Thompson, Dallas	1	0-2	0-2	0-0	0	0	0	2	0	1	0	0	0	18	
04 McRae, Jordan	1	6-18	3-10	1-2	1	3	4	2	16	2	1	1	0	38	
05 Barton, Antonio	1	2-8	2-6	0-0	1	5	6	1	6	0	1	0	0	22	
06 Moore, Arran	1	1-1	0-0	0-0	0	0	0	1	2	0	0	0	0	7	
07 Davis, A.J.	1	1-3	0-0	0-0	1	0	1	1	2	0	0	2	0	6	
Team		23-51	7-23	7-11	20	21	41	15	60	15	8	3	2	200	
Totals		23-51	7-23	7-11	20	21	41	15	60	15	8	3	2	200	

Vanderbilt 64 - 60, 5-4 SEC															
Player	Total			3-Pt			Rebounds			PF	TP	A	TO	Stk	Min
	FG	FGA	FT	FGA	FT	FTA	Off	Def	Total						
00 ODOM, Rod	1	6-12	4-7	6-8	2	5	4	26	0	0	1	0	1	38	
01 SIAKAM, James	1	4-6	0-0	1-2	1	2	3	9	1	2	2	0	0	26	
02 JONES, Damian	1	3-7	0-0	3-4	0	2	2	5	9	0	3	0	0	27	
03 FULLER, Kyle	1	6-11	0-2	0-3	0	2	2	1	12	0	2	0	2	38	
04 PARKER, Dai-Jon	1	2-7	2-4	0-0	1	6	7	1	6	2	0	0	1	40	
05 KORNET, Luke	1	0-2	0-2	0-0	0	1	1	0	0	1	0	0	0	14	
06 JOSEPHS, Carter	1	0-0	0-0	0-0	0	0	0	1	0	0	0	0	0	2	
07 MCATS, Shelby	1	1-1	0-0	0-0	1	0	1	1	2	1	0	0	0	15	
Team		24-46	6-15	10-17	7	16	21	16	64	14	8	6	3	200	
Totals		24-46	6-15	10-17	7	16	21	16	64	14	8	6	3	200	

FG % 1st Half: 43.0% 2nd Half: 38.1% Game: 40.8%  
 3FG % 1st Half: 4.1% 2nd Half: 3.0% Game: 7.3%  
 FT % 1st Half: 84.0% 2nd Half: 67.0% Game: 75.0%

NASHVILLE - The Vanderbilt Commodores are so short-handed right now they aren't even holding shootarounds before games. And if they had, point guard Kyle Fuller would have missed Wednesday's due to an illness that had him at the student-health center most of the morning.

Fuller even vomited during a timeout in the first half. Yet Rod Odom hit two free throws with 3.4 seconds left as undermanned Vanderbilt held off Tennessee 64-60 for its fourth straight victory, and coach Kevin Stallings couldn't be more proud of his team.

"They really fought, and we leaked oil there at the end," Stallings said. "We didn't handle the end of the game so well. That's something we've been doing well. But aside from that, I was just tickled pink with how well our guys played and how hard they played. Tennessee's got a really, really good team."



# 2013-14 RECAPS

**Game 22 • Feb. 8, 2014**  
**Arkansas ..... 77**  
**at Vanderbilt ..... 75**  
**Nashville, Tenn. (Memorial Gym)**

Arkansas 77 - 15-4, 4-6 SEC		Total		3-PV		Rebounds		Points		Fouls		Time	
Player	FG	FGA	FT	FTA	OF	DF	PF	TP	A	TO	Bk	St	Min
CLARKE, Coty	5-7	1-1	3-4	2-3	4	14	2	1	0	1	0	0	24
PORTIS, Bobby	3-8	1-1	1-2	3-2	4	8	0	2	0	2	0	2	31
MADDEN, Rashad	5-7	2-4	0-0	0-2	4	12	3	4	0	1	0	1	35
GALLEY, Fred	1-3	1-3	0-0	0-0	1	3	1	0	0	2	0	0	15
HAYDAR, Kibin	0-0	0-0	0-0	0-0	2	0	0	0	0	0	0	0	8
WADE, Mardracus	2-5	2-3	3-3	1-1	3	11	2	1	0	2	0	0	27
HARRIS, Alondae	3-5	0-0	1-2	0-1	1	5	0	0	0	0	0	0	13
SCOTT, Ricky	0-0	0-0	0-0	0-0	1	0	0	0	0	0	0	0	6
WILLIAMS, Jacorey	2-4	0-0	0-0	1-1	2	4	0	1	0	1	0	1	11
QUALLS, Michael	5-10	2-8	4-4	1-1	2	17	3	2	1	1	1	2	31
KINGLEY, Monae	1-1	0-0	1-2	1-3	1	3	0	0	0	1	0	0	9
<b>Team</b>					2	4	2	3					200
<b>Total</b>	27-50	10-16	13-19	9-10	23	77	13	12	1	1	1	1	200
FG % 1st Half	11-20	63.5%	3rd Half	13-23	56.5%	Game	27-50	54.0%	Shooting				Return
3FG % 1st Half	3-8	37.5%	3rd Half	3-7	42.9%	Game	10-16	62.5%	Rebounds				1
FT % 1st Half	6-8	75.0%	3rd Half	7-11	63.6%	Game	13-19	68.4%	Fouls				1

Vanderbilt 75 - 13-8, 5-5 SEC		Total		3-PV		Rebounds		Points		Fouls		Time	
Player	FG	FGA	FT	FTA	OF	DF	PF	TP	A	TO	Bk	St	Min
ODOM, Rod	8-14	3-7	3-3	2-1	1	22	1	5	1	0	0	0	37
SIKAM, James	3-4	0-0	2-4	1-3	4	3	0	1	2	2	1	1	31
JONES, Damian	4-6	0-0	4-6	3-4	7	4	12	1	2	1	2	1	33
FULLER, Kyle	5-13	2-7	8-13	0-2	0	20	0	3	0	0	0	0	36
PARKER, Dai-Jon	3-5	3-4	2-2	1-2	3	4	11	3	2	0	1	1	32
KORNET, Luke	1-4	0-3	0-0	1-1	0	3	0	0	0	0	0	0	8
JOSEPHS, Carter	0-0	0-0	0-0	0-0	0	0	0	0	0	1	0	1	17
MCATS, Shelby	0-1	0-0	0-0	1-2	3	0	0	0	0	1	0	0	7
<b>Team</b>					2	4	2	4					200
<b>Total</b>	24-47	8-21	19-28	11-17	20	75	12	15	5	4	1	1	200
FG % 1st Half	14-27	51.9%	3rd Half	10-20	50.0%	Game	24-47	51.1%	Shooting				Return
3FG % 1st Half	5-11	45.5%	3rd Half	3-10	30.0%	Game	8-21	38.1%	Rebounds				1
FT % 1st Half	7-8	87.5%	3rd Half	12-20	60.0%	Game	19-28	67.9%	Fouls				1

Officials: Tony Greene, John Harshaw, C.J. Whittington  
 Technical fouls: Arkansas: None; Vanderbilt: None.  
 Attendance: 1367

Team	FG	3FG	FT	Reb	PF	TP
Arkansas	27	10	13	23	13	12
Vanderbilt	24	8	19	20	15	15

Legend: FG - Field Goals Made/Attempted, 3FG - 3-Point Field Goals Made/Attempted, FT - Free Throws Made/Attempted, Reb - Rebounds, PF - Fouls, TP - Turnovers

Game Notes: Arkansas scored seven straight points for a 27-19 lead on Qualls' first 3-pointer and two steals off the press that led to Jacorey Williams' back-to-back baskets. But the Commodores retook the lead 31-30 with a 12-3 spurt including four free throws by Fuller and consecutive treys by Parker and Fuller.

NASHVILLE - Michael Qualls sank a 3-pointer with 4 seconds remaining to lift Arkansas to its first road victory of the season in a 77-75 win that ended Vanderbilt's four-game win streak.

Qualls finished with 17 points for the Razorbacks (15-8, 4-6 Southeastern Conference). Coty Clarke added 14, Rashad Madden scored 12 and Mardracus Wade had 11.

Rod Odom scored 22 points and Kyle Fuller had 20 for the short-handed Commodores (13-9, 5-5), who have only seven scholarship players. Fuller's two free throws with 11.6 seconds left gave the Commodores a 75-74 lead, and Odom missed a jumper on the buzzer.

Fuller hit one of two free throws and Siakam made an inside bucket as Vanderbilt went ahead 71-68 with 3 minutes left after a 12-0 run. Madden's 3-pointer, however, ended the Razorbacks' drought and evened the game again.

Damian Jones scored 12 points for Vanderbilt, and Dai-Jon Parker had 11 including 3-for-4 from 3-point range.

The Razorbacks' hot shooting (15 of 22 for 68 percent the first 16 minutes) and full-court press (nine first-half steals) wore on the Commodores' small roster. Vanderbilt played only eight including a walk-on due to injury, dismissal and departures.

Parker picked up his fourth foul with 16 minutes to go just after his 3-pointer pulled the Commodores within 51-48. Wade's three-point play on the foul pushed Arkansas back out to 54-48, and Bobby Portis stepped out for a 3-pointer for the largest lead at 57-48.

Fuller did a flip after being fouled on the break following Siakam's block, the basket dropped in and Fuller-completed the three-point point play to cut it to 68-62. Vanderbilt then tied it after Siakam had two big defensive plays, stealing an interior pass before Odom's 3-pointer and taking a charge before Jones powered it in for a tie at 68.

Clarke had 11 first-half points on the way to a 20-17 Razorbacks lead, including nine straight during an 11-5 run.

Arkansas scored seven straight points for a 27-19 lead on Qualls' first 3-pointer and two steals off the press that led to Jacorey Williams' back-to-back baskets. But the Commodores retook the lead 31-30 with a 12-3 spurt including four free throws by Fuller and consecutive treys by Parker and Fuller.

**Game 23 • Feb. 13, 2014**  
**Vanderbilt ..... 59**  
**at South Carolina ..... 65**  
**Columbia, S.C. (Colonial Life Arena)**

Vanderbilt 59 - 13-10, 5-6 SEC		Total		3-PV		Rebounds		Points		Fouls		Time	
Player	FG	FGA	FT	FTA	OF	DF	PF	TP	A	TO	Bk	St	Min
ODOM, Rod	3-9	2-6	2-4	0-4	4	10	3	3	0	1	0	1	28
SIKAM, James	2-4	0-0	2-2	0-2	0	0	0	0	0	0	0	0	27
JONES, Damian	6-8	0-0	4-8	4-8	4	10	0	2	7	1	0	1	39
FULLER, Kyle	8-21	0-5	4-6	0-1	1	20	3	3	0	2	0	0	37
PARKER, Dai-Jon	1-4	1-3	2-3	2-0	0	1	0	2	3	0	0	0	30
KORNET, Luke	0-1	0-1	0-0	0-0	0	0	0	0	0	0	0	0	1
JOSEPHS, Carter	0-0	0-0	0-0	0-0	0	0	0	0	0	0	0	0	7
MCATS, Shelby	1-1	0-0	0-0	0-0	2	2	0	1	0	0	0	0	13
<b>Team</b>					0	0	0	0					200
<b>Total</b>	21-48	3-15	14-23	12-19	16	59	9	12	8	1	0	0	200
FG % 1st Half	11-23	47.8%	3rd Half	10-25	40.0%	Game	21-48	43.8%	Shooting				Return
3FG % 1st Half	0-4	0.0%	3rd Half	0-11	0.0%	Game	0-15	0.0%	Rebounds				1
FT % 1st Half	9-13	69.2%	3rd Half	5-10	50.0%	Game	14-23	60.9%	Fouls				1

South Carolina 65 - 9-15, 2-9 SEC		Total		3-PV		Rebounds		Points		Fouls		Time	
Player	FG	FGA	FT	FTA	OF	DF	PF	TP	A	TO	Bk	St	Min
CARRERA, Michael	3-6	0-1	0-0	3-3	0	4	0	1	1	0	0	0	26
KACIRAS, Mindaugas	2-0	0-0	0-2	4-3	7	5	0	2	2	2	1	1	19
THORNWELL, Sindarius	6-14	1-2	6-8	3-6	2	19	6	3	1	0	0	0	36
WILLIAMS, Brenton	5-11	2-6	2-2	1-2	3	0	14	2	0	0	0	0	37
NOTICE, Duane	4-13	1-1	1-2	2-4	4	10	2	2	0	1	0	1	37
CHATELAIN, L.	2-6	0-0	3-5	2-2	5	4	7	0	1	0	1	10	
MCHE, Justin	0-2	0-1	0-0	0-0	0	0	0	1	0	0	0	0	3
HENRY, Darnellus	1-4	0-0	0-2	4-2	6	2	2	0	1	2	1	0	21
STEELE, Brian	1-3	0-2	0-0	1-0	1	1	2	1	0	0	0	0	11
<b>Team</b>					2	4	2	7					200
<b>Total</b>	24-64	8-13	13-21	28	19	40	22	6	11	8	0	0	200
FG % 1st Half	11-20	55.0%	3rd Half	13-25	52.0%	Game	24-64	37.5%	Shooting				Return
3FG % 1st Half	1-7	14.3%	3rd Half	2-4	50.0%	Game	3-13	23.1%	Rebounds				1
FT % 1st Half	9-15	60.0%	3rd Half	4-6	66.7%	Game	13-21	61.9%	Fouls				1

Officials: Ted Velenos, Anthony Jordan, Mike Nelson  
 Technical fouls: Vanderbilt: None; South Carolina: None.  
 Attendance: 929

Team	FG	3FG	FT	Reb	PF	TP
Vanderbilt	21	3	14	16	9	12
South Carolina	24	8	13	22	19	11

Legend: FG - Field Goals Made/Attempted, 3FG - 3-Point Field Goals Made/Attempted, FT - Free Throws Made/Attempted, Reb - Rebounds, PF - Fouls, TP - Turnovers

Game Notes: For a kid from the South, snow on the ground is a rare treat. For Sindarius Thornwell, this season's two snow storms have meant strong performances and South Carolina victories.

Thornwell scored 19 points to lead the Gamecocks to a 65-59 victory over Vanderbilt in a game delayed because of a winter storm that postponed Wednesday night's regularly-scheduled tipoff.

The only other Southeastern Conference victory for South Carolina (9-15, 2-9) came on another snow day that closed campus back on January 29th. And Thornwell had 19 points in that victory over Texas A&M.

The Gamecocks will likely have to rely more on the play of their 6-foot-5 freshman guard instead of waiting on Mother Nature to send more snow the rest of the season.

Thornwell has scored in double digits in eight of the Gamecocks' 11 league games. He turned things up when his team needed it with 13 of his points coming in the second half.

Thornwell's value was seen at the end when Vanderbilt had cut a 13-point lead to 58-52 on Rod Odom's 3-pointer with 2:52 remaining. That's when Thornwell hit a foul shot, then followed with a bucket to give the Gamecocks back some breathing room. He scored six of his team's final seven points.

Stallings said he didn't believe his players were affected by the delay or extra time in town. "We're not a program that looks for excuses," he said.

Duane Notice's 3-pointer with 13:59 left put South Carolina ahead for good, 41-38. Thornwell added a 3-pointer moments later for a 44-40 lead and started a 17-5 run as the Gamecocks took control.

Brenton Williams added 14 points for South Carolina and Notice 10.

Kyle Fuller led the Commodores with 20 points. Freshman center Damian Jones had 16 points, 10 rebounds and a career-high seven blocks for Vanderbilt.

The Gamecocks held Vanderbilt's top scorer, reigning SEC player of the week Odom, to 3-of-9 shooting for 10 points, five fewer than his season's average.

South Carolina moved in front 58-45 on Brian Steele's fast-break finish with 3:58 to go. Vanderbilt put together a final charge with seven straight points to draw within 58-52 on Odom's 3-pointer.

But Thornwell added a foul shot and a bucket to restore the big margin and South Carolina closed things out.

**Game 24 • Feb. 15, 2014**  
**Texas A&M ..... 54**  
**at Vanderbilt (OT) ..... 57**  
**Nashville, Tenn. (Memorial Gym)**

Texas A&M 54 - 14-11, 5-7 SEC		Total		3-PV		Rebounds		Points		Fouls		Time	
Player	FG	FGA	FT	FTA	OF	DF	PF	TP	A	TO	Bk	St	Min
Kourtney Roberson	5-6	0-0	1-4	1-2	3	4	11	0	2	2	4	0	35
Andrew Space	2-5	1-3	0-2	0-2	0	2	0	5	1	0	0	0	21
Smith, Shawn	0	1-0	0-2	2-2	4	4	4	4	1	1	1	2	36
Caruso, Alex	0	2-2	3-4	1-4	0	2	0	2	0	2	0	0	33
Jamal Jones	5-11	5-7	2-2	3-10	13	2	17	2	7	0	2	4	40
Davis, Keith	0-2	0-0	1-2	2-4	2	4	2	1	1	0	0	0	14
Jordan Green	1-5	1-3	0-3	0-2	2	1	3	0	1	0	0	0	20
McDonald, Blake	0-1	0-0	0-0	1-1	0	0	0	0	0	0	0	0	8
Harris, Patson	2-3	0-1	0-1	0-1	1	3	4	1	0	0	0	1	11
Alexander, Daniel	0-0	0-0	0-0	0-0	0	0	0						



# 2013-14 RECAPS

Game 25 • Feb. 19, 2014

Vanderbilt..... 64  
at Missouri..... 67  
Columbia, Mo. (Mizzou Arena)

Vanderbilt 64 • 14-11, 6-7

Player	FG	3-Pt	FT	Rebounds	PF	TP	A	TO	Blk	Stl	Min	
	FG-FGA	FG-FTA	FT-FTA	Off	Def	TP	A	TO	Blk	Stl	Min	
10 ODOM, Rod	1-3	0-0	2-2	2	4	0	4	10	1	0	0	40
11 SAKAM, James	1-0	0-0	1-1	2	4	0	3	13	4	2	0	38
10 JONES, Damian	0-5	0-0	1-2	2	5	7	3	19	0	1	1	31
11 FULLER, Kyle	1-12	0-3	4-6	1	5	6	4	16	9	4	0	40
11 PARKER, Dai-Jon	0-7	2-4	0-0	1	3	4	0	2	1	1	0	40
11 KORNET, Luke	0-2	0-1	0-0	0	0	0	0	0	0	0	0	9
11 JOSEPHS, Carter	0-0	0-0	0-0	0	0	0	0	0	0	0	0	0
11 MOATS, Shelby	2-2	2-2	2-2	1	1	2	1	8	0	1	0	4
Team				2	2	4						
Totals	24-60	6-19	10-14	11	26	30	16	64	16	9	2	207
FG % 1st Half: 9-27 33%	2nd Half: 15-33 45%	Game: 24-60 40%										
3FG % 1st Half: 3-7 43%	2nd Half: 6-12 50%	Game: 6-19 32%										
FT % 1st Half: 1-2 50%	2nd Half: 9-12 75%	Game: 10-14 71%										

Missouri 67 • 19-7, 7-4

Player	FG	3-Pt	FT	Rebounds	PF	TP	A	TO	Blk	Stl	Min	
	FG-FGA	FG-FTA	FT-FTA	Off	Def	TP	A	TO	Blk	Stl	Min	
11 WILLIAMS, Jonathan	1-4	1-1	0-0	1	3	4	0	1	3	0	28	
11 ROSSBURG, Ryan	1-1	0-0	0-0	0	2	4	2	0	1	1	19	
10 CLARKSON, Jordan	0-0	0-2	11-11	0	5	0	21	5	2	0	37	
11 BROWN, Jabari	0-3	1-4	3-6	1	4	5	1	10	3	3	0	35
11 ROSS, Earnest	0-5	1-4	2-6	1	2	3	1	10	1	2	0	30
11 CLARK, Wes	0-3	0-3	1-4	0	3	3	2	9	1	0	0	25
12 CRISWELL, Tony	0-1	0-1	0-0	0	1	1	0	0	0	0	4	
11 JONES, Torren	2-4	0-0	1-3	1	3	4	1	4	1	0	0	18
10 POST, Keenan	0-0	0-0	0-0	0	0	0	0	0	0	0	0	
Team				0	2	2						
Totals	21-44	6-18	11-21	4	25	21	4	11	8	4	1	207
FG % 1st Half: 7-21 33%	2nd Half: 14-23 61%	Game: 21-44 48%										
3FG % 1st Half: 2-9 22%	2nd Half: 4-9 44%	Game: 6-18 33%										
FT % 1st Half: 4-4 100%	2nd Half: 7-7 100%	Game: 11-21 52%										

Officials: Mike Morris, Anthony Jordan and Don Daily  
Technical fouls: Vanderbilt-None, Missouri-None  
Attendance: 10,000

Game by quarter	1st	2nd	3rd	4th
Vanderbilt	21	19	14	10
Missouri	25	19	17	8

Lead PG: VU-Jordan Clarkson, MU-Tony Criswell  
Largest lead: VU 8, MU 12, MU 14, VU 24-22, MU 20-21

Game 26 • Feb. 22, 2014

Vanderbilt..... 67  
at Auburn..... 59  
Auburn, Ala. (Auburn Arena)

Vanderbilt 67 • 15-11, 7-7

Player	FG	3-Pt	FT	Rebounds	PF	TP	A	TO	Blk	Stl	Min	
	FG-FGA	FG-FTA	FT-FTA	Off	Def	TP	A	TO	Blk	Stl	Min	
10 ODOM, Rod	1-5	0-0	0-1	5	5	0	3	9	1	0	0	24
11 SAKAM, James	0-2	0-0	1-3	4	5	3	1	0	1	2	2	28
10 JONES, Damian	4-8	0-0	6-10	1	3	4	4	14	1	1	0	26
11 FULLER, Kyle	2-7	1-2	1-1	0	3	0	0	6	4	3	0	24
11 PARKER, Dai-Jon	0-5	0-0	0-0	0	3	3	1	21	3	3	0	40
11 KORNET, Luke	4-4	2-2	0-0	1	1	2	0	10	0	1	0	16
11 WATKINS, Nathan	2-6	1-2	2-2	1	2	3	0	7	0	1	0	16
11 JOSEPHS, Carter	0-0	0-0	0-0	0	1	1	0	0	0	0	0	16
11 MOATS, Shelby	0-1	0-1	0-0	1	2	3	1	0	0	1	0	10
Team				2	0	2						
Totals	23-50	11-28	10-11	10	25	30	14	67	16	11	2	200
FG % 1st Half: 10-22 45%	2nd Half: 13-28 46%	Game: 23-50 46%										
3FG % 1st Half: 1-9 11%	2nd Half: 10-19 53%	Game: 11-28 39%										
FT % 1st Half: 4-8 50%	2nd Half: 6-3 200%	Game: 10-11 91%										

Auburn 59 • 12-13, 4-10

Player	FG	3-Pt	FT	Rebounds	PF	TP	A	TO	Blk	Stl	Min	
	FG-FGA	FG-FTA	FT-FTA	Off	Def	TP	A	TO	Blk	Stl	Min	
11 Payne, Allen	1-5	0-1	1-1	2	4	9	4	11	0	2	1	21
10 Dixon-Tatum, Asaiah	4-5	0-0	3-4	4	5	9	4	11	0	2	3	25
11 Harrell, KT	4-13	3-10	2-2	2	4	4	1	13	1	4	0	34
11 Denson, Chris	3-10	0-3	7-9	2	4	0	2	13	1	0	0	34
11 Sharnold-Cross, Taj	3-10	1-7	0-0	1	1	2	7	5	0	0	1	34
11 Wade, Dion	0-3	0-3	0-0	0	2	2	1	0	0	0	0	12
10 Thompson, Alex	0-0	0-0	0-0	0	0	0	0	0	0	0	0	4
21 Canale, Melkorin	0-2	0-0	0-0	0	1	1	0	0	1	0	0	6
10 Granger, Jordan	1-1	0-0	0-0	1	1	2	1	2	0	0	0	15
11 Adams, Matthew	1-1	0-0	0-0	0	2	2	0	2	0	0	0	15
Team				4	0	4						
Totals	21-62	4-24	13-16	17	24	41	17	59	10	11	1	200
FG % 1st Half: 11-21 52%	2nd Half: 10-21 48%	Game: 21-62 34%										
3FG % 1st Half: 2-9 22%	2nd Half: 2-15 13%	Game: 4-23 17%										
FT % 1st Half: 8-11 73%	2nd Half: 5-5 100%	Game: 13-16 81%										

Officials: Jon LeBlanc, Jeff Smith, Jay Ray  
Technical fouls: Vanderbilt-None, Auburn-None  
Attendance: 10,000

Game by quarter	1st	2nd	3rd	4th
Vanderbilt	25	22	17	9
Auburn	22	27	10	8

Lead PG: VU-Dai-Jon Parker, AU-Allen Payne  
Largest lead: VU 10 by 10:20, AU 22 by 18:00

Game 27 • Feb. 25, 2014

Florida..... 57  
at Vanderbilt..... 54  
Nashville, Tenn. (Memorial Gym)

Florida 57 • 26-2, 15-0 SEC

Player	FG	3-Pt	FT	Rebounds	PF	TP	A	TO	Blk	Stl	Min	
	FG-FGA	FG-FTA	FT-FTA	Off	Def	TP	A	TO	Blk	Stl	Min	
11 Young, Patric	1-12	0-0	2-2	8	1	1	1	12	0	2	0	28
11 Yagelski, WB	1-3	0-1	0-0	1	2	3	5	2	2	1	0	21
11 Prather, Casey	1-5	0-0	0-0	2	4	0	2	2	3	3	1	4
11 Wilbekin, Scottie	3-10	1-6	0-1	0	0	0	1	7	5	1	0	38
11 Finney, Michael	0-6	2-7	1-2	0	0	0	0	0	1	2	0	35
11 Finney-Smith, Donan	6-11	3-6	4-7	3	6	9	3	19	1	2	0	28
11 Walker, Chris	0-0	0-0	0-0	0	0	0	0	0	0	0	0	0
11 Walker, DeVon	2-3	2-2	0-0	1	0	1	0	6	0	0	0	19
Team				0	0	0						
Totals	21-56	6-22	7-12	13	19	30	13	57	12	11	1	200
FG % 1st Half: 12-27 44%	2nd Half: 9-29 31%	Game: 21-56 38%										
3FG % 1st Half: 4-11 36%	2nd Half: 6-11 55%	Game: 6-22 27%										
FT % 1st Half: 4-6 67%	2nd Half: 3-6 50%	Game: 7-12 58%										

Vanderbilt 54 • 15-12, 7-8 SEC

Player	FG	3-Pt	FT	Rebounds	PF	TP	A	TO	Blk	Stl	Min	
	FG-FGA	FG-FTA	FT-FTA	Off	Def	TP	A	TO	Blk	Stl	Min	
10 ODOM, Rod	1-4	0-0	1-2	0	0	0	3	12	2	1	0	40
11 SAKAM, James	1-1	0-0	0-0	0	4	4	4	2	0	1	0	18
10 JONES, Damian	4-6	0-0	1-2	0	2	3	0	9	0	2	1	30
11 FULLER, Kyle	0-6	0-2	3-4	0	3	3	2	9	2	4	0	34
11 PARKER, Dai-Jon	4-10	2-4	1-2	2	4	0	1	11	3	4	0	36
11 KORNET, Luke	3-4	2-3	0-0	0	2	2	1	8	0	2	0	11
11 JOSEPHS, Carter	0-0	0-0	0-0	0	3	3	1	0	2	0	1	21
11 MOATS, Shelby	1-2	1-2	0-0	0	1	3	2	3	1	1	0	20
Team				0	3	3						
Totals	20-41	6-18	6-11	4	22	20	16	54	11	16	2	200
FG % 1st Half: 10-20 50%	2nd Half: 10-21 48%	Game: 20-41 49%										
3FG % 1st Half: 4-10 40%	2nd Half: 4-8 50%	Game: 6-18 33%										
FT % 1st Half: 1-2 50%	2nd Half: 5-9 56%	Game: 6-11 55%										

Officials: Doug Stokes, Pat Adams, Mike Hill  
Technical fouls: Florida-None, Vanderbilt-None  
Attendance: 11,122

Game by quarter	1st	2nd	3rd	4th
Florida	22	25	10	5
Vanderbilt	25	29	14	5

Lead PG: UF-Dorian Finney-Smith, VU-Dai-Jon Parker  
Largest lead: UF 12, VU 10, UF 12 by 2:10, UF 10 by 10:00

COLUMBIA, Mo. - Jordan Clarkson scored 21 points, including all 11 free throw attempts, as Missouri held off Vanderbilt 67-64.

Earnest Ross added 16 points for the Tigers (19-7, 7-6 SEC), who survived an off-game from top scorer Jabari Brown in a matchup of schools tied for fifth place in the conference. Brown, held to nine points on 3 for 11 shooting, averaged 23.



# 2013-14 RECAPS

Game 28 • March 1, 2014

Vanderbilt..... 38  
at Tennessee..... 76  
Knoxville, Tenn. (Thompson-Boling Arena)

Vanderbilt 38 • 15-13, 7-9 SEC												
Player	FG	3-Pt	FT	Reb	Ass	Stk	PF	TP	A	TO	Bk	Sh
00 ODOM, Rod	5-7	0-3	3-4	0	2	2	2	4	0	0	0	1
01 SHAKAM, James	2-3	0-0	3-4	4	1	5	3	7	0	2	1	0
02 JONES, Damian	5-7	0-0	2-2	3	0	3	4	4	0	3	1	0
03 FULLER, Kyle	4-11	0-0	1-2	1	3	4	1	4	0	2	0	1
04 PARKER, Dai-Jon	2-8	2-5	2-2	1	6	7	2	8	1	3	0	1
05 KORNET, Luke	0-4	0-2	0-0	1	1	2	1	0	1	1	0	0
06 WATKINS, Nathan	1-5	1-4	3-4	0	0	0	1	6	0	1	0	0
07 CROSS, Rob	0-0	0-0	0-0	1	0	1	0	0	1	0	0	0
08 JOSEPHS, Carter	0-1	0-0	0-0	0	0	2	2	1	0	0	1	1
09 MOATS, Shelby	0-0	0-1	0-0	0	2	2	0	0	0	1	0	0
Team				3	3	8				1		
Totals	15-49	5-18	13-18	14	18	33	18	38	8	14	2	4

Tennessee 76 • 18-11, 9-7 SEC												
Player	FG	3-Pt	FT	Reb	Ass	Stk	PF	TP	A	TO	Bk	Sh
00 STEVEN, Jarrell	5-8	0-0	3-4	2	9	11	1	12	1	2	3	1
01 MAYSON, Jeronne	1-3	0-0	4-8	5	2	7	2	8	0	0	0	1
02 RICHARDSON, Josh	3-9	1-4	2-2	0	1	1	1	9	2	1	2	0
03 BARTON, Antonio	7-11	2-7	2-2	0	3	3	0	21	6	2	0	2
04 MOORE, Jordan	2-5	2-4	3-4	0	1	1	1	5	2	1	0	1
05 MOORE, Asmani	4-6	0-2	0-0	1	2	3	2	8	1	0	1	1
06 THOMPSON, Danae	2-3	1-2	1-2	0	2	2	2	6	2	1	0	2
07 REWES, Derek	2-4	1-2	0-0	2	5	7	4	5	0	1	0	1
08 CAMPBELL, Gaden	0-0	0-0	0-0	0	0	0	0	0	0	0	0	0
09 CHEVONEZ, Quenton	0-0	0-0	0-0	0	0	0	0	0	0	0	0	0
Team				0	2	2						
Totals	28-49	10-21	14-22	10	27	37	17	76	18	8	6	9

Officials: Ron Green, Bruce Beverly, Jordan Barber  
 Technical fouls: Vanderbilt-None, Tennessee-None  
 Attendance: 17,208  
 Game 4th floor box No. 14 Tennessee jersey infoed before today's game.  
 Game 4th floor box No. 14 Tennessee jersey infoed before today's game.  
 Game 4th floor box No. 14 Tennessee jersey infoed before today's game.  
 Game 4th floor box No. 14 Tennessee jersey infoed before today's game.

Lead PG: VU 2nd 01:08, UT 2nd 01:28  
 Longest lead: VU 10:00, UT 0:00

Best def: 0:00  
 Lead changed: 0 times

Game 4th floor box No. 14 Tennessee jersey infoed before today's game.

Game 4th floor box No. 14 Tennessee jersey infoed before today's game.

Game 4th floor box No. 14 Tennessee jersey infoed before today's game.

Game 4th floor box No. 14 Tennessee jersey infoed before today's game.

Game 4th floor box No. 14 Tennessee jersey infoed before today's game.

Game 4th floor box No. 14 Tennessee jersey infoed before today's game.

Game 4th floor box No. 14 Tennessee jersey infoed before today's game.

Game 4th floor box No. 14 Tennessee jersey infoed before today's game.

Game 4th floor box No. 14 Tennessee jersey infoed before today's game.

Game 4th floor box No. 14 Tennessee jersey infoed before today's game.

Game 4th floor box No. 14 Tennessee jersey infoed before today's game.

Game 4th floor box No. 14 Tennessee jersey infoed before today's game.

Game 4th floor box No. 14 Tennessee jersey infoed before today's game.

Game 4th floor box No. 14 Tennessee jersey infoed before today's game.

Game 4th floor box No. 14 Tennessee jersey infoed before today's game.

Game 4th floor box No. 14 Tennessee jersey infoed before today's game.

Game 4th floor box No. 14 Tennessee jersey infoed before today's game.

Game 4th floor box No. 14 Tennessee jersey infoed before today's game.

Game 4th floor box No. 14 Tennessee jersey infoed before today's game.

Game 4th floor box No. 14 Tennessee jersey infoed before today's game.

Game 4th floor box No. 14 Tennessee jersey infoed before today's game.

Game 4th floor box No. 14 Tennessee jersey infoed before today's game.

Game 4th floor box No. 14 Tennessee jersey infoed before today's game.

Game 4th floor box No. 14 Tennessee jersey infoed before today's game.

Game 4th floor box No. 14 Tennessee jersey infoed before today's game.

Game 4th floor box No. 14 Tennessee jersey infoed before today's game.

Game 4th floor box No. 14 Tennessee jersey infoed before today's game.

Game 4th floor box No. 14 Tennessee jersey infoed before today's game.

Game 4th floor box No. 14 Tennessee jersey infoed before today's game.

Game 4th floor box No. 14 Tennessee jersey infoed before today's game.

Game 4th floor box No. 14 Tennessee jersey infoed before today's game.

Game 4th floor box No. 14 Tennessee jersey infoed before today's game.

Game 4th floor box No. 14 Tennessee jersey infoed before today's game.

Game 4th floor box No. 14 Tennessee jersey infoed before today's game.

Game 4th floor box No. 14 Tennessee jersey infoed before today's game.

Game 4th floor box No. 14 Tennessee jersey infoed before today's game.

Game 4th floor box No. 14 Tennessee jersey infoed before today's game.

Game 4th floor box No. 14 Tennessee jersey infoed before today's game.

Game 4th floor box No. 14 Tennessee jersey infoed before today's game.

Game 4th floor box No. 14 Tennessee jersey infoed before today's game.

Game 4th floor box No. 14 Tennessee jersey infoed before today's game.

Game 4th floor box No. 14 Tennessee jersey infoed before today's game.

Game 4th floor box No. 14 Tennessee jersey infoed before today's game.

Game 4th floor box No. 14 Tennessee jersey infoed before today's game.

Game 4th floor box No. 14 Tennessee jersey infoed before today's game.

Game 4th floor box No. 14 Tennessee jersey infoed before today's game.

Game 4th floor box No. 14 Tennessee jersey infoed before today's game.

Game 4th floor box No. 14 Tennessee jersey infoed before today's game.

Game 4th floor box No. 14 Tennessee jersey infoed before today's game.

Game 4th floor box No. 14 Tennessee jersey infoed before today's game.

Game 4th floor box No. 14 Tennessee jersey infoed before today's game.

Game 4th floor box No. 14 Tennessee jersey infoed before today's game.

Game 4th floor box No. 14 Tennessee jersey infoed before today's game.

Game 4th floor box No. 14 Tennessee jersey infoed before today's game.

Game 4th floor box No. 14 Tennessee jersey infoed before today's game.

Game 4th floor box No. 14 Tennessee jersey infoed before today's game.

Game 29 • March 6, 2014

LSU ..... 57  
at Vanderbilt ..... 51  
Nashville, Tenn. (Memorial Gym)

LSU 57 • 18-11, 9-8 SEC												
Player	FG	3-Pt	FT	Reb	Ass	Stk	PF	TP	A	TO	Bk	Sh
00 O'BRYANT, Johnny	11-18	0-0	3-4	4	6	10	2	25	0	4	1	0
01 COLEMAN, Shavon	1-6	0-2	7-7	0	8	8	3	9	2	0	0	1
02 MCKEY, Jordan	2-8	0-0	1-3	3	6	9	3	5	0	2	2	0
03 HEDGECOCK, Anthony	1-5	1-5	0-2	0	4	4	2	3	2	3	1	2
04 MARTIN, Jared	2-8	0-4	0-0	0	5	3	4	4	0	0	0	1
05 STRINGER, Andre	1-6	1-4	8-8	0	3	3	1	11	2	0	0	0
06 QUARTERMAN, Tim	0-3	0-0	0-0	0	1	1	0	0	0	0	0	0
Team				2	2	2						
Totals	18-54	2-18	19-24	7	27	42	13	57	8	9	4	4

Vanderbilt 51 • 15-14, 7-10 SEC												
Player	FG	3-Pt	FT	Reb	Ass	Stk	PF	TP	A	TO	Bk	Sh
00 ODOM, Rod	4-18	3-13	4-5	2	3	5	2	15	0	1	0	2
01 SHAKAM, James	2-4	0-0	1-2	2	4	8	4	5	1	1	1	2
02 JONES, Damian	4-6	0-0	1-2	1	5	6	3	9	0	4	0	2
03 FULLER, Kyle	2-15	1-4	3-3	1	5	8	1	7	3	2	0	3
04 CROSS, Rob	0-0	0-0	0-0	1	0	1	0	0	0	0	0	0
05 KORNET, Luke	1-6	1-6	0-0	1	2	3	1	3	0	1	1	0
06 WATKINS, Nathan	2-3	1-2	0-0	0	0	0	0	5	0	1	0	0
07 JOSEPHS, Carter	0-0	0-0	0-0	0	1	1	2	0	3	1	0	0
08 PARKER, Dai-Jon	2-6	0-3	0-0	0	6	8	3	4	4	2	0	1
09 MOATS, Shelby	1-1	1-1	0-0	0	1	1	3	3	0	1	0	0
Team				3	2	2						
Totals	18-54	7-29	8-12	11	27	42	13	51	11	12	6	9

Officials: Lee Cassell, Jenita Lusk, Tony Greene  
 Technical fouls: LSU-None, Vanderbilt-None  
 Attendance: 988

Lead PG: LSU 10:00, VU 10:00

Longest lead: LSU 8:00, VU 0:00

Best def: 0:00  
 Lead changed: 2 times

Game 4th floor box No. 14 Tennessee jersey infoed before today's game.

Game 4th floor box No. 14 Tennessee jersey infoed before today's game.

Game 4th floor box No. 14 Tennessee jersey infoed before today's game.

Game 4th floor box No. 14 Tennessee jersey infoed before today's game.

Game 4th floor box No. 14 Tennessee jersey infoed before today's game.

Game 4th floor box No. 14 Tennessee jersey infoed before today's game.

Game 4th floor box No. 14 Tennessee jersey infoed before today's game.

Game 4th floor box No. 14 Tennessee jersey infoed before today's game.

Game 4th floor box No. 14 Tennessee jersey infoed before today's game.

Game 4th floor box No. 14 Tennessee jersey infoed before today's game.

Game 4th floor box No. 14 Tennessee jersey infoed before today's game.

Game 4th floor box No. 14 Tennessee jersey infoed before today's game.

Game 4th floor box No. 14 Tennessee jersey infoed before today's game.

Game 4th floor box No. 14 Tennessee jersey infoed before today's game.

Game 4th floor box No. 14 Tennessee jersey infoed before today's game.

Game 4th floor box No. 14 Tennessee jersey infoed before today's game.

Game 4th floor box No. 14 Tennessee jersey infoed before today's game.

Game 4th floor box No. 14 Tennessee jersey infoed before today's game.

Game 4th floor box No. 14 Tennessee jersey infoed before today's game.

Game 4th floor box No. 14 Tennessee jersey infoed before today's game.

Game 4th floor box No. 14 Tennessee jersey infoed before today's game.

Game 4th floor box No. 14 Tennessee jersey infoed before today's game.

Game 4th floor box No. 14 Tennessee jersey infoed before today's game.

Game 4th floor box No. 14 Tennessee jersey infoed before today's game.

Game 4th floor box No. 14 Tennessee jersey infoed before today's game.

Game 4th floor box No. 14 Tennessee jersey infoed before today's game.

Game 4th floor box No. 14 Tennessee jersey infoed before today's game.

Game 4th floor box No. 14 Tennessee jersey infoed before today's game.

Game 4th floor box No. 14 Tennessee jersey infoed before today's game.

Game 4th floor box No. 14 Tennessee jersey infoed before today's game.

Game 4th floor box No. 14 Tennessee jersey infoed before today's game.

Game 4th floor box No. 14 Tennessee jersey infoed before today's game.

Game 4th floor box No. 14 Tennessee jersey infoed before today's game.

Game 4th floor box No. 14 Tennessee jersey infoed before today's game.

Game 4th floor box No. 14 Tennessee jersey infoed before today's game.

Game 4th floor box No. 14 Tennessee jersey infoed before today's game.

Game 4th floor box No. 14 Tennessee jersey infoed before today's game.

Game 4th floor box No. 14 Tennessee jersey infoed before today's game.

Game 4th floor box No. 14 Tennessee jersey infoed before today's game.

Game 4th floor box No. 14 Tennessee jersey infoed before today's game.

Game 4th floor box No. 14 Tennessee jersey infoed before today's game.

Game 4th floor box No. 14 Tennessee jersey infoed before today's game.

Game 4th floor box No. 14 Tennessee jersey infoed before today's game.

Game 4th floor box No. 14 Tennessee jersey infoed before today's game.

Game 4th floor box No. 14 Tennessee jersey infoed before today's game.

Game 4th floor box No. 14 Tennessee jersey infoed before today's game.

Game 4th floor box No. 14 Tennessee jersey infoed before today's game.

Game 4th floor box No. 14 Tennessee jersey infoed before today's game.

Game 4th floor box No. 14 Tennessee jersey infoed before today's game.





# 2013-14 RECAPS

Game 31 • Mar. 12, 2014

Mississippi State ..... 82

vs. Vanderbilt ..... 68

Atlanta, Ga. (Georgia Dome)

Mississippi State 82 • 14-18, 3-15

No.	Player	Pos	Totals		3-PT		Rebounds			PF	TP	A	TO	Blk	Stl	Min											
			FG	FTA	FG	FTA	Off	Def	Total																		
23	Wink, Gavin	F	3-8	0-0	1-3	0	4	4	11	0	2	0	1	0	30												
26	Johnson, Roquez	F	6-10	0-0	2-3	2	3	5	2	18	1	1	0	1	21												
20	Thomas, Fred	S	5-8	4-7	2-2	0	2	2	1	10	3	2	0	1	36												
16	Reedy, L.J.	S	2-4	0-0	2-2	3	3	6	0	8	2	1	0	0	20												
22	Sword, Craig	S	8-12	1-1	3-4	1	3	4	0	20	6	2	1	3	25												
24	Borchert, Cole	S	3-6	1-4	0-0	0	5	5	3	5	3	3	0	0	20												
04	Woodman, Tevante	S	2-5	0-1	2-2	0	1	1	1	6	4	1	0	0	21												
11	Davis, Jacoby	S	0-0	0-0	0-0	0	1	1	2	0	0	1	0	2	9												
24	Cunningham, Tyson	S	0-0	0-0	0-0	0	1	1	0	0	0	0	0	0	2												
Team			32-54		8-13		18-18			8		25		33		82		21		13		1		4		200	

FG % 1st Half	14-25	56.0%	2nd Half	18-27	66.7%	Game	32-54	59.3%	Default
3PT % 1st Half	4-4	100%	2nd Half	2-5	40.0%	Game	6-13	46.2%	Rebounds
FT % 1st Half	4-4	100%	2nd Half	8-10	80.0%	Game	12-16	75.0%	0

Vanderbilt 68 • 15-16, 7-11

No.	Player	Pos	Totals		3-PT		Rebounds			PF	TP	A	TO	Blk	Stl	Min											
			FG	FTA	FG	FTA	Off	Def	Total																		
22	ODOM, Rod	F	4-12	3-8	4-6	1	2	3	13	3	2	1	1	1	27												
21	KORNET, Luke	F	2-7	2-6	0-0	0	2	2	4	0	1	1	0	0	25												
28	JONES, Damian	C	7-12	0-0	3-4	3	1	4	4	16	0	1	2	0	27												
11	FULLER, Kyle	S	4-9	0-1	3-4	1	2	3	1	11	3	2	0	0	26												
24	PARKER, Dai-Jon	S	6-11	3-8	0-0	1	2	3	2	15	3	2	0	1	36												
12	WATKINS, Nathan	S	0-2	0-2	0-0	1	3	4	2	0	0	0	0	0	10												
14	JOSEPHS, Carter	S	0-0	0-0	0-0	0	0	0	0	0	1	2	0	1	15												
24	MCATS, Shelby	S	0-0	0-0	0-0	0	0	0	0	0	1	0	0	0	2												
26	SKAGAM, James	S	2-3	0-0	1-2	2	3	5	3	2	2	0	1	1	18												
Team			25-50		8-25		16-18			9		16		25		68		14		13		3		4		200	

FG % 1st Half	12-25	48.0%	2nd Half	13-25	52.0%	Game	25-50	50.0%	Default
3PT % 1st Half	2-8	25.0%	2nd Half	6-17	35.3%	Game	8-25	32.0%	Rebounds
FT % 1st Half	5-9	55.6%	2nd Half	5-7	71.4%	Game	10-16	62.5%	0

Officials: Doug Stone, Anthony Jordan, Julie Harpman  
Technical Fouls: Mississippi State None, Vanderbilt None  
Attendance: 15,000  
Season 1st Round Game 7 of 12

Score by quarter	1st	2nd	Total
Mississippi State	30	52	82
Vanderbilt	21	47	68

Points	Off	Def	Total
Mississippi State	18	11	29
Vanderbilt	28	14	42

Last PG: MSU 2nd 00:12, VU 2nd 00:06  
Largest lead: MSU by 17 2nd 03:22, VU by 2 1st 17:10

ATLANTA - Craig Sword scored 20 points and Mississippi State ended a 13-game losing streak by beating Vanderbilt 82-68 in the first round of the Southeastern Conference tournament.

Roquez Johnson had 18 points and Fred Thomas had 16 for Mississippi State (14-18). The 14th-seeded Bulldogs took their first win since beating Auburn on Jan. 22.

Damian Jones had 16 points and Rod Odom and Dai-Jon Parker had 15 for Vanderbilt (15-16), the No. 11 seed, which closed its season with five straight losses.

Mississippi State's 13-game losing streak was the longest to close a regular season in school history. The three losses this month, to Missouri, Georgia and South Carolina, were all by double-digit margins.

Mississippi State led 36-31 at halftime and then opened the second half with 10 straight points, stretching the lead to 15 points. Johnson had three baskets in the run.

Vanderbilt first point of the half came on a free throw by Kyle Fuller, who had 11 points. The Commodores went more than 5 minutes into the half without a field goal before Odom's 3-pointer ended the drought.

Odom's shot was the first in a string of four 3-pointers that helped Vanderbilt close the deficit to six points at 50-44. The Commodores again pulled to within six at 52-46 on two free throws by Odom midway through the half.

The Bulldogs answered with a basket and free throw by Sword and stretched the lead back to 17 points at 72-55 and kept the lead in double figures the remainder of the game.

Vanderbilt ended a streak of four straight years with at least one win in the SEC tournament.



# 2013-14 SEC STANDINGS

	SEC	Pct.	Home	Away	ALL	Pct.	Home	Away	Neutral	Streak	Postseason
Florida <sup>^</sup> %	18-0	1.000	9-0	9-0	36-3	.923	17-0	10-2	9-1	L1	National Semifinals
Kentucky	12-6	.667	7-2	5-4	29-11	.725	16-2	5-5	8-4	L1	National Runner-Up
Georgia	12-6	.667	8-1	4-5	20-14	.588	15-3	4-7	1-4	L1	NIT 2nd Round
Tennessee	11-7	.611	7-2	4-5	24-13	.649	14-3	4-7	6-3	L1	Regional Finals
Arkansas	10-8	.556	7-2	2-7	22-12	.647	17-2	3-7	2-3	L1	NIT 2nd Round
Ole Miss	9-9	.500	7-2	2-7	19-14	.576	12-5	4-8	3-1	L1	-
LSU	9-9	.500	7-2	2-7	20-14	.588	13-3	4-9	3-2	L1	NIT 2nd Round
Missouri	9-9	.500	7-2	2-7	23-12	.657	16-3	3-7	4-2	L1	NIT 2nd Round
Texas A&M	8-10	.444	7-2	1-8	18-16	.529	17-3	1-9	1-3	L1	CBI 2nd Round
Alabama	7-11	.389	7-2	0-9	13-19	.406	13-4	0-11	0-4	L1	-
Vanderbilt	7-11	.389	4-5	3-6	15-16	.484	10-6	3-8	2-2	L5	-
Auburn	6-12	.333	4-5	2-7	14-16	.467	12-6	2-8	0-2	L1	-
South Carolina	5-13	.278	4-5	1-8	14-20	.412	9-7	1-11	4-2	L1	-
Mississippi State	3-15	.167	3-6	0-9	14-19	.442	11-7	0-10	3-2	L1	-

& - SEC Champion; ^ - SEC Tournament Champion

## NCAA Tournament Results

### First Round

#### Midwest Regional • Dayton, Ohio

M19 (11) Tennessee 78, (11) Iowa 65 OT

### Second Round

#### South Regional • Orlando, Fla.

M20 (1) Florida 67, (16) Albany 55

#### Midwest Regional • St. Louis, Mo.

M21 (8) Kentucky 56, (9) Kansas State 49

#### Midwest Regional • Raleigh, N.C.

M21 (11) Tennessee 86, (6) UMass 67

### Third Round

#### South Regional • Orlando, Fla.

M22 (1) Florida 61, (9) Pittsburgh 45

#### Midwest Regional • St. Louis, Mo.

M23 (8) Kentucky 78, (1) Wichita State 76

#### Midwest Regional • Raleigh, N.C.

M23 (11) Tennessee 83, (14) Mercer 63

### Regional Semifinals

#### South Regional • Memphis, Tenn.

M27 (1) Florida 79, (4) UCLA 68

#### Midwest Regional • Indianapolis, Ind.

M28 (2) Michigan 73, (11) Tennessee 71

M28 (8) Kentucky 74, (4) Louisville 69

### Regional Finals

#### South Regional • Memphis, Tenn.

M29 (1) Florida 62, (11) Dayton 52

#### Midwest Regional • Indianapolis, Ind.

M30 (8) Kentucky 75, (2) Michigan 72

### National Semifinals

A5 (7) UConn 63, (1) Florida 53

A5 (8) Kentucky 74, (2) Wisconsin 73

### National Finals

A7 (7) UConn 60, (8) Kentucky 54

## Nit Results

### First Round

M18 at #3 Arkansas 91, #6 Indiana State 71

M18 at #2 Missouri 85, #7 Davidson 77

M19 #5 LSU 71, at #4 San Francisco 63

M19 at #2 Georgia 63, #7 Vermont 56

### Second Round

M22 #3 Louisiana Tech 79, at #2 Georgia 71

M23 #3 Southern Miss 71, at #2 Missouri 63

M24 at #1 SMU 80, #5 LSU 67

at #2 California 75, #3 Arkansas 64

## SEC Tournament Results

### Georgia Dome, Atlanta, Ga.

#### First Round

M12 (13) S. Carolina 74, (12) Auburn 56 (SEC TV)

M12 (14) Miss. St. 82, (11) Vanderbilt 68 (SEC TV)

#### Second Round

M13 (8) Missouri 91, (9) Texas A&M 83 2 OT (SEC TV)

M13 (13) S. Carolina 71, (5) Arkansas 69 (SEC TV)

M13 (7) LSU 68, (10) Alabama 56 (SEC TV)

M13 (6) Ole Miss 78, (14) Miss. St. 66 (SEC TV)

#### Quarterfinals

M14 (1) Florida 72, (8) Missouri 49 (ESPNU)

M14 (4) Tennessee 59, (13) S. Carolina 44 (ESPNU)

M14 (2) Kentucky 85, (7) LSU 67 (SEC TV)

M14 (3) Georgia 75, (6) Ole Miss 73 (SEC TV)

#### Semifinals

M15 (1) Florida 56, (4) Tennessee 49 (ABC)

M15 (2) Kentucky 70, (3) Georgia 58 (ABC)

#### Championship

M16 (1) Florida 61, (2) Kentucky 60 (ESPN)

## SEC POSTSEASON HONORS

### First Team All-SEC

Trevor Releford, Alabama (C)

Casey Prather, Florida (C, AP)

Scottie Wilbekin\*, Florida (C, AP)

Julius Randle, Kentucky\* (C, AP)

Johnny O'Bryant III, LSU (C)

Jabari Brown, Missouri (C, AP)

Jordan McRae, Tennessee (C)

Jarnell Stokes, Tennessee (C, AP)

### Second-Team All-SEC

Trevor Releford (AP)

Bobby Portis, Arkansas (C)

Chris Denson, Auburn (C)

Patric Young, Florida (C, AP)

Charles Mann, Georgia (C)

James Young, Kentucky (C)

Jordan Mickey, LSU (C, AP)

Johnny O'Bryant III, LSU (AP)

Marshall Henderson, Ole Miss (C)

Jarvis Summers, Ole Miss (C)

Jordan Clarkson, Missouri (C)

Jordan McRae, Tennessee (AP)

**Rod Odom, Vanderbilt (C)**

### SEC Honorable Mention (AP Poll Only)

Chris Denson, Auburn

Kenny Gaines, Georgia

Marshall Henderson, Ole Miss

Charles Mann, Georgia

**Rod Odom, Vanderbilt**

Jarvis Summers, Ole Miss

James Young, Kentucky

### SEC All-Freshman Team (Coaches Poll Only)

Shannon Hale, Alabama

Bobby Portis, Arkansas

Julius Randle, Kentucky

James Young, Kentucky

Jarell Martin, LSU

Jordan Mickey, LSU

Sindarius Thornwell, South Carolina

**Damian Jones, Vanderbilt**

### SEC All-Defensive Team (Coaches Poll Only)

Patric Young, Florida

Scottie Wilbekin, Florida

Willie Cauley-Stein, Kentucky

Jordan Mickey, LSU

Josh Richardson, Tennessee

### SEC Coach of the Year

Billy Donovan, Florida (C, AP)

### SEC Player of the Year

Scottie Wilbekin, Florida (C, AP)

### SEC Scholar-Athlete of the Year (Coaches Poll Only)

Patric Young, Florida

### SEC Freshman of the Year (Coaches Poll Only)

Julius Randle, Kentucky

### SEC Newcomer of the Year (AP Poll Only)

Julius Randle, Kentucky\*

### SEC Sixth Man of the Year (Coaches Poll Only)

Dorian Finney-Smith, Florida

### SEC Defensive Player of the Year (Coaches Poll Only)

Patric Young, Florida

(C) - SEC Coaches Poll; (AP) - Associated Press Poll;

\* - Denotes unanimous vote; All ties when voting are not broken.



# COMMODORE TIMELINE

## VANDERBILT HISTORY AT A GLANCE

<b>All-Time Record</b> .....	1516-1054 (.589)
<b>First Game</b> .....	1900, L 22-19 to Nashville YMCA
<b>NCAA Appearances</b> .....	13 (1965, 1974, 1988, 1989, ..... 1991, 1993, 1997, 2004, 2007, 2008, 2010, 2011, 2012)
<b>NCAA Tournament Record</b> .....	10-14 (.417)
<b>Best NCAA Tournament Finish</b> ....	Elite 8 in 1965 (Field of 23); ..... Sweet 16 in 1988, 1993, 2004, 2007 (Field of 64 or 65)
<b>NIT Appearances</b> .....	11 (1983, 1987, 1990, 1992, 1994, ..... 1996, 1998, 2000, 2002, 2005, 2006)
<b>NIT Record</b> .....	18-10 (.643)
<b>SEC Titles</b> .....	5, (1951, 1965, 1974, 1993, 2012)
<b>SEC Players of the Year (AP)</b> .....	6
<b>Players Named SEC First Team (AP)</b> .....	23
<b>Winningest Head Coach</b> .....	Kevin Stallings (1999-present) ..... 292-192 (.603)
<b>First Team All-Americans</b> .....	6
<b>Total Weeks Ranked in AP Poll</b> .....	191

<b>Consecutive Weeks Ranked in AP Poll</b> .....	18 (1966, 1967)
<b>Highest Ranking in AP Poll</b> .....	No. 2 (12/28/65)
<b>Overall Record at Memorial Gym</b> .....	709-195 (.784)
<b>Undefeated Seasons at Memorial Gym</b> .....	6
<b>Most Home Wins in a Season</b> .....	19 in 2008
<b>All-Time Leading Scorer</b> .....	Shan Foster (2005-08); 2,011 points
<b>1,000-point scorers</b> .....	43
<b>Most Career Rebounds</b> .....	Clyde Lee (1964-66); 1,223
<b>Most Career 3-Pointers</b> .....	Shan Foster (2005-08); 367
<b>Most Career Free Throws</b> .....	Bobby Thym (1954-57); 453
<b>Most Career Assists</b> .....	Atiba Prater (1996-2000); 517
<b>Most Career Steals</b> .....	Drew Maddux (1994-98) and ..... Frank Seckar (1993-1996); 214
<b>Most Career Blocks</b> .....	Festus Ezeli (2008-12); 204

**1900 (Dec. 15)** — Vanderbilt plays its first varsity basketball game, losing 22-19 to the YMCA Ramblers. Vanderbilt would even its all-time mark at 1-1 in its next game, beating the same Rambler squad 24-9.

**1902** — Vanderbilt hits the road for the first time, heading to Birmingham to take on Howard College. The Commodores learn for the first time that it's harder to win on the road and fall to Howard, 33-23.

**1903** — Perfection! The Commodores record the first, and only, undefeated season in school history, going 6-0. A 24-21 win over Cumberland in the season finale is the closest game of the year.

**1909** — The Commodores tickle the twines like never before, breaking the 50-point barrier for the first time in a 52-23 win over the Chattanooga Ramblers. It would be another 45 years before Vanderbilt would break the next major scoring milestone, hitting triple digits for the first time in a 104-88 win over Washington & Lee in the second game of the 1954-55 season.

**1913** — G.T. Denton, an assistant football coach, becomes Vanderbilt's full-time basketball coach.

**1920** — The Commodores begin the Roaring Twenties on the right foot by winning the school's first league championship. Vanderbilt wins the Southern Intercollegiate Athletic Association championship with a 14-4 record.

**1927** — Vanderbilt records the first of the school's 14 20-win seasons by compiling a 20-4 record under coach Josh Cody. The Commodores also win their second championship, this time, taking the Southern Conference crown.

**1938** — Brant "Pinky" Lipscomb makes his debut in a Commodore uniform. With his unique left-handed running hook, Lipscomb twice is named to the SEC All-Tournament team and sets several tournament and school scoring records. Adolph Rupp later calls Lipscomb one of the best players ever to face his Kentucky squads.

**1944, 1945** — Due to World War II, the Commodores play an informal schedule.

**1947** — Perhaps the most important moment in the growth of Vanderbilt basketball, the Commodores are shellacked 98-29 by Adolph Rupp's Kentucky Wildcats in the SEC Tournament. The defeat spurs athletic

director Red Sanders to hire Bob Polk, Vanderbilt's first basketball-only coach. Soon, scholarships would be awarded to basketball players and plans for a gym on campus were underway.

**1950** — Billy Joe Adcock becomes the school's first All-American and first All-SEC player, averaging 17.1 points per game. Adcock's 1947-48 scoring average leads the SEC, the first Commodore to win the conference scoring title.

**1951** — Under the direction of coach Bob Polk and captain George Kelley, Vanderbilt wins the SEC Tournament in Louisville with an upset win over Kentucky. Legend has it that "Kentucky" was already inscribed on the tournament trophy when the Commodores pulled out the 61-57 win.

**1952** — Brand new Memorial Gymnasium makes its debut December 6 as the Commodores beat Virginia 90-83 in the home opener. Apparently encouraged by the new surroundings, the Commodores launch 120 shots in the next game, against David Lipscomb, still a school record.

**1956** — Memorial Gym Magic! Vanderbilt records its first undefeated home season in the gym, compiling a



# COMMODORE TIMELINE



*Vanderbilt players pose for a team photo following their win over Virginia, 90-83, in the first game played in Memorial Gymnasium on Dec. 6, 1952.*

13-0 mark at Memorial Gym. It is the first of five perfect seasons in the gym, the last coming in 1993.

**1957** — Bobby Thym ends his Vanderbilt career with 1,403 points. He'll be Vanderbilt's all-time leading scorer until Clyde Lee breaks his mark in 1966.

**1965** — Vanderbilt wins its first SEC Championship, recording a 24-4 record under coach Roy Skinner. Clyde Lee, John Ed Miller and Snake Grace each earn All-SEC honors. The Commodores advance to the NCAA's Elite Eight before dropping an 87-85 heart-breaker to Michigan. It is the first of four consecutive 20-win seasons under Skinner.

**1966** — Clyde Lee's All-American season. Lee averages 22.6 points per game and is at the time the school's all-time leading scorer. He also leads the SEC in rebounding for the third straight year. The Commodores finish second in the SEC with an overall record of 22-4.

**1967** — The color barrier is finally broken in the Southeastern Conference, as Vanderbilt's Perry Wallace becomes the league's first African-American scholarship basketball player in the 1967-68 season. Wallace remains poised in the face of threats and taunting throughout his career, is voted Vanderbilt's most popular student as a senior, and is now a professor of law at American University in Washington, D.C.

**1969** — Tom Hagan earns All-American honors, averaging a school-record 23.4 points per game. On March 8, he sets the Vanderbilt single-game scoring record with 44 points at Mississippi State.

**1970** — Without benefit of the 3-point shot or the shot clock, Vanderbilt set a school record that still stands by scoring 130 points in a win over Mississippi.

**1974** — With future head coach Jan van Breda Kolff playing every position on the court; Vanderbilt wins its second SEC championship. The Commodores record winning streak of 10 and 11 games and finish 23-5. Skinner wins the third of his four SEC Coach of the Year awards.

**1975** — The senior season for the F-Troop—Jeff Fosnes, Butch Feher, and Joe Ford. Fosnes becomes Vanderbilt's initial first-team Academic All-American.

**1977** — The Commodore faithful turn out in record numbers, as Vanderbilt ranks fourth in the nation in average home attendance at 14,131.

**1981** — Two of Vanderbilt's most prolific scorers, Charles Davis and Mike Rhodes, sink their final baskets. The teammates tie for the Vanderbilt record for career field goals, each making 683.



*Vanderbilt's Perry Wallace became the first African-American scholarship basketball player in the SEC when he took the court.*

**1985** — Phil Cox scores his last point, number 1,725 of his career. He ranks as Vanderbilt's all-time leading scorer until Matt Freije ends his Commodore career with 1,891 points at the close of the 2004 season.

**1988** — The Commodores advance to the Sweet 16 of the NCAA Tournament in dramatic fashion as Barry Goheen drains two three pointers in the last five seconds against Pittsburgh. The Commodores go on to win the game 80-74 in overtime.

**1989** — Vanderbilt defeats Texas, 94-79, the 500th career win for head coach C.M. Newton.

**1990** — In a year in which the Commodores lose nine of 12 games in one stretch, Vanderbilt comes roaring back with a late-season surge to earn a berth in the NIT. The Commodores overcome huge first-half deficits against Louisiana Tech and Tennessee in the first two rounds and go on to take the school's first NIT championship, beating Saint Louis 74-72. Scott Draud is named the MVP of the NIT.

**1993** — With junior guard Billy McCaffrey leading the way, Vanderbilt wins its third SEC title in history and makes another appearance in the NCAA Sweet 16. The Commodores set a school record for victories with 28. McCaffrey, in his first year at VU, earns All-America honors and senior captain Bruce Elder is named the Academic All-American of the Year. Eddie Fogler is the consensus National Coach of the Year.

**1994** — Jan van Breda Kolff returns to Memorial Gym as Vanderbilt's head coach, posting the best winning percentage ever for a first-year Commodores head man. Vanderbilt makes its second appearance in the NIT championship game, falling 80-73 to Villanova. McCaffrey becomes just the second Vanderbilt player to average 20 points per game in consecutive seasons, the first being Clyde Lee.

**1995** — Ronnie McMahan concludes his career at Vanderbilt just six points shy of becoming the school's all-time leading scorer. McMahan does finish his career as VU's all-time leading 3-point shooter and one of the top 10 leaders in assists, steals and blocked shots.

**1996** — The Commodores posted an 18-14 record and advanced to the NIT where they defeat Arkansas-Little Rock in the first round. Vanderbilt upsets No. 4 UCLA at the Maui Invitational. Senior Frank Seckar finished his career 16th on Vanderbilt's all-time scoring list with 1,317 points.

**1997** — Vanderbilt advanced to its seventh NCAA Tournament in program history. The Commodores made a charge at the end of the regular season, winning eight of their last 10 SEC games to finish 19-12.

**1998** — Under the senior leadership of Drew Maddux, Austin Bates and Billy Di Spaltro, Vanderbilt posted a 20-13 season. The team advanced to the NIT where the Commodores defeat Wake Forest in the first round. Maddux was named First-Team All-SEC and finished his career fifth on Vanderbilt's all-time scoring list with 1,689 points. Bates finished his career 31st on Vanderbilt's all-time scoring list with 1,020 points.



# COMMODORE TIMELINE



*Clyde Lee helps lead the Commodores to their SEC Championship in 1965. The following season, he earns All-America status*

**2000** — Vanderbilt welcomes new head coach Kevin Stallings from Illinois State. Stallings takes the same team that finished 14-15 in 1999 and leads them to a 19-11 record and a berth in the NIT. Senior forward Dan Langhi is named SEC Player of the Year after leading the conference and finishing ninth in scoring with 22.1 points per game. Senior guard Atiba Prater moves into first on place Vanderbilt's all-time career assist list with 517.

**2002** — Vanderbilt advances to the postseason for the 16th time in program history and finishes with a 17-15 record. Wins at Tennessee and at home against No. 11 Kentucky in the final week of the regular season push the Commodores to their ninth NIT appearance. With a 59-50 win over Houston in the opening round of the NIT, Vanderbilt earns its first postseason victory since the 1997-98 season.

**2004** — The Commodores record the best start in program history at 12-0, defeat five nationally ranked teams and advance to the Sweet 16 of the NCAA Tournament for the first time since 1993. Vanderbilt sets the school mark for home wins (15), ranks among the AP Top 25 for five weeks, and finishes the year with a 23-10 overall mark. Matt Freije becomes the school's all-time scorer, averaging a career-high 18.4 points as a senior and finishing with 1,891 career points.

**2005** — Vanderbilt records its first back-to-back 20-win seasons since the 1993 & 1994 campaigns, posting a 20-14 overall mark while advancing to the quarterfinals of the NIT. The Commodores set school records for 3-pointers made (322) and attempted (837) as both marks rank among the top five in SEC history. Vanderbilt sets the school record for home wins with 17.

**2007** — Vanderbilt comes within three seconds of advancing to the program's first NCAA regional final appearance since 1965, dropping a 66-65 decision to Georgetown in the East Regional semifinals. The Commodores posted a 22-12 overall mark, finished second in the SEC Eastern Division at 10-6 and defeated seven

nationally ranked teams, including top-ranked and eventual national champion Florida. Senior swingman Derrick Byars is named SEC Player of the Year while Kevin Stallings earns SEC Coach of the Year accolades.

**2008** — The Commodores advanced to the NCAA Tournament for consecutive seasons for the first time since 1988 and 1989, and featured the SEC's Player of the Year in Shan Foster, the second year in a row a Vanderbilt player captured the honor. Vanderbilt was ranked for the final 16 weeks of the regular season in the AP poll, and tied the 1992-93 team for the most regular season wins in program history (25). The Commodores also posted an undefeated year at Memorial Gym, winning a program-best 19 games.

**2009** — Vanderbilt finished the season 19-12 and missed out on the postseason for the first time since 2003. However, the Commodores sported no seniors on the roster and was slotted as the eighth youngest team in the nation. Sophomore A.J. Ogilvy made the All-SEC second team and forward Jeffery Taylor made the All-Freshman team.

**2010** — The Commodores posted a 24-9 overall record and a Stallings-era best 12-4 mark in SEC play, and advanced to the NCAA Tournament for the third time in four seasons. Vanderbilt also swept Florida and Tennessee in the same season for the first time since 1966.

**2011** — The Commodores tallied a 23-11 overall record, Kevin Stallings' sixth 20-win season and the team's fourth in the last five years. Stallings tied legendary Vanderbilt mentor Roy Skinner for the most 20-win seasons. Sophomore John Jenkins led the league in scoring, and junior Brad Tinsley tallied the school's first triple-double and paced the league in assists.

**2012** — Vanderbilt claimed its first SEC Tournament Championship in 60 years with a 71-64 win over eventual national champion Kentucky in New Orleans. The Commodores' 25 wins was the third-most total in program history, and three players were chosen in the first 31 picks of the 2012 NBA Draft - John Jenkins (23rd, Atlanta Hawks), Festus Ezeli (30th, Golden State Warriors), and Jeffery Taylor (31st, Charlotte Bobcats).

**2014** — Coach Kevin Stallings becomes the school's all-time winningest coach when he garners his 279th career Vanderbilt win against Lipscomb on Nov. 13, 2013. Stallings surpassed Vanderbilt coaching legend Roy Skinner for the mark.



*The 2003-04 Commodores posed for a team photo on the TD Waterhouse floor in Orlando following their thrilling come-from-behind win over N.C. State in the second round of the NCAA Tournament.*



# POSTSEASON HISTORY

## Vanderbilt at the NCAA Tournament

NCAA Tournament Appearances.....	13
Tournament Record.....	10-14 (.417)
Total Tournament Games.....	24
Last Appearance.....	2012; Lost to Wisconsin in the Third Round of East Regional
Best Finishes.....	Elite 8 (1965: field of 23); Sweet 16 (1988, 1993: field of 64; 2004, 2007: field of 65)

## Vanderbilt at the NIT

NIT Appearances.....	11 (1983, 1987, 1990, 1992, 1994, 1996, 1998, 2000, 2002, 2005, 2006)
Tournament Record.....	18-10 (.643)
Total Tournament Games.....	28
Last Appearance.....	2006; Lost at Notre Dame in First Round
Best Finishes.....	Champion (1990); Runner-Up (1994)

## Postseason Tournament Results

### 1965 NCAA Tournament (1-1)

Date	Score	Site (Round)
March 12	Vanderbilt 83, DePaul 78 (OT)	Lexington, Ky. (Mideast-Semifinals)
March 13	Michigan 87, Vanderbilt 85	Lexington, Ky. (Mideast-Finals)

### 1974 NCAA Tournament (0-2)

Date	Score	Site (Round)
March 14	Marquette 69, Vanderbilt 61	Tuscaloosa, Ala. (Mideast-Semifinals)
March 16	Notre Dame 118, Vanderbilt 88	Tuscaloosa, Ala. (Mideast-Third Place)

### 1983 National Invitation Tournament (1-1)

Date	Score	Site (Round)
March 15	Vanderbilt 79, East Tennessee State 74	Nashville (First Round)
March 21	Wake Forest 75, Vanderbilt 68	Nashville (Second Round)

### 1987 National Invitation Tournament (2-1)

Date	Score	Site (Round)
March 12	Vanderbilt 74, Jacksonville 72	Nashville (First Round)
March 16	Vanderbilt 109, Florida State 92	Nashville (Second Round)
March 21	Southern Miss 95, Vanderbilt 88	Nashville (Quarterfinals)

### 1988 NCAA Tournament (2-1)

Date	Score	Site (Round)
March 18	[7] Vanderbilt 80, [10] Utah State 77	Lincoln, Neb. (Midwest-First Round)
March 20	[7] Vanderbilt 80, [2] Pittsburgh 77 (OT)	Lincoln, Neb. (Midwest-Second Round)
March 25	[2] Kansas 77, [7] Vanderbilt 64	Pontiac, Mich. (Midwest-Semifinals)

### 1989 NCAA Tournament (0-1)

Date	Score	Site (Round)
March 17	[9] Notre Dame 81, [8] Vanderbilt 65	Providence, R.I. (East-First Round)

### 1990 National Invitation Tournament (5-0)

Date	Score	Site (Round)
March 17	Vanderbilt 98, Louisiana Tech 90 (OT)	Nashville (First Round)
March 19	Vanderbilt 89, Tennessee 85	Nashville (Second Round)
March 21	Vanderbilt 88, New Orleans 65	Nashville (Quarterfinals)
March 26	Vanderbilt 75, Penn State 62	New York, N.Y. (Semifinals)
March 28	Vanderbilt 74, Saint Louis 72	New York, N.Y. (Finals)

### 1991 NCAA Tournament (0-1)

Date	Score	Site (Round)
March 15	[8] Georgetown 70, [9] Vanderbilt 60	Tucson, Ariz. (West-First Round)

### 1992 National Invitation Tournament (0-1)

Date	Score	Site (Round)
March 19	Rhode Island 68, Vanderbilt 63	Nashville (First Round)

### 1993 NCAA Tournament (2-1)

Date	Score	Site (Round)
March 18	[3] Vanderbilt 92, [14] Boise State 72	Salt Lake City, Utah (West-First Round)
March 20	[3] Vanderbilt 85, [6] Illinois 68	Salt Lake City, Utah (West-Second Round)
March 26	[7] Temple 67, [3] Vanderbilt 59	Seattle, Wash. (West-Semifinals)

## NCAA TOURNAMENT APPEARANCES

Year	(Region)
1965	(Mideast)
1974	(Mideast)
1988	(Midwest)
1989	(East)
1991	(West)
1993	(West)
1997	(Midwest)
2004	(Phoenix)
2007	(East)
2008	(Midwest)
2010	(West)
2011	(Southwest)
2012	(East)

## VANDERBILT VS. ALL OPPONENTS AT THE NCAA TOURNAMENT

Boise State	1-0
Connecticut	0-1
DePaul	1-0
Georgetown	0-2
George Washington	1-0
Harvard	1-0
Illinois	1-0
Kansas	0-1
Marquette	0-1
Michigan	0-1
Murray State	0-1
North Carolina State	1-0
Notre Dame	0-2
Pittsburgh	1-0
Richmond	0-1
Siena	0-1
Temple	0-1
Utah State	1-0
Washington State	1-0
Western Michigan	1-0
Wisconsin	0-1
Xavier	0-1
<b>Totals</b>	<b>10-14</b>



# POSTSEASON HISTORY

## RECORD BY REGIONAL ROUND

First Round	4-6
Second Round	5-0
Third Round	0-1
Regional Semifinal	1-5
Regional Final	0-1
Consolation	0-1

## RECORD AT NCAA TOURNAMENT SITES

Site	W-L
Albuquerque, N.M.	1-1
Auburn Hills, Mich.	0-1
Denver, Colo.	0-1
East Rutherford, N.J.	0-1
Lexington, Ky.	1-1
Lincoln, Neb.	2-0
Orlando, Fla.	2-0
Phoenix, Ariz.	0-1
Pontiac, Mich.	0-1
Providence, R.I.	0-1
Sacramento, Calif.	2-0
Salt Lake City, Utah	2-0
San Jose, Calif.	0-1
Seattle, Wash.	0-1
Tampa, Fla.	0-1
Tucson, Ariz.	0-1
Tuscaloosa, Ala.	0-2

## RECORD VS. SEEDED TEAMS IN NCAA TOURNAMENT

Vs. Seed	W-L	Last Faced (Opp)
No. 2	1-2	2007 (Georgetown)
No. 3	2-0	2007 (Wash. State)
No. 4	0-1	2012 (Wisconsin)
No. 6	1-1	1993 (Illinois)
No. 7	0-2	1997 (Xavier)
No. 8	0-1	1991 (Georgetown)
No. 9	0-1	1989 (Notre Dame)
No. 10	1-0	1988 (Utah State)
No. 11	2-0	2007 (G. Washington)
No. 12	2-1	1993 (Boise State) 2011 (Richmond) 2012 (Harvard)
No. 13	0-2	2010 (Murray State)

## RECORD AS A SEEDED TEAM IN NCAA TOURNAMENT

Seed	W-L	Year(s)
No. 3	2-1	1993
No. 4	0-2	2008, 2010
No. 5	1-2	2011, 2012
No. 6	4-2	2004, 2007
No. 7	2-1	1988
No. 8	0-1	1989
No. 9	0-1	1991
No. 10	0-1	1997

### 1994 National Invitation Tournament (4-1)

Date	Score	Site (Round)
March 16	Vanderbilt 77, Oklahoma 67	Norman, Okla. (First Round)
March 21	Vanderbilt 78, New Orleans 59	Nashville (Second Round)
March 23	Vanderbilt 89, Clemson 74	Nashville (Quarterfinals)
March 28	Vanderbilt 82, Kansas State 76	New York, N.Y. (Semifinals)
March 30	Villanova 80, Vanderbilt 73	New York, N.Y. (Finals)

### 1996 National Invitation Tournament (1-1)

Date	Score	Site (Round)
March 13	Vanderbilt 86, Arkansas Little Rock 80	Nashville (First Round)
March 18	South Carolina 80, Vanderbilt 70	Columbia, S.C. (Second Round)

### 1997 NCAA Tournament (0-1)

Date	Score	Site (Round)
March 13	[7] Xavier 80, [10] Vanderbilt 68	Auburn Hills, Mich. (Midwest-First Round)

### 1998 National Invitation Tournament (3-1)

Date	Score	Site (Round)
March 11	Vanderbilt 73, St. Bonaventure 61	Nashville (First Round)
March 17	Vanderbilt 72, Wake Forest 68	Winston-Salem, N.C. (Second Round)
March 19	Georgia 79, Vanderbilt 65	Athens, Ga. (Quarterfinals)

### 2000 National Invitation Tournament (0-1)

Date	Score	Site (Round)
March 14	Wake Forest 83, Vanderbilt 68	Nashville (First Round)

### 2002 National Invitation Tournament (1-1)

Date	Score	Site (Round)
March 13	Vanderbilt 59, Houston 50	Nashville (First Round)
March 15	Louisiana Tech 83, Vanderbilt 68	Ruston, La. (Second Round)

### 2004 NCAA Tournament (2-1)

Date	Score	Site (Round)
March 19	[6] Vanderbilt 71, [11] W. Michigan 58	Orlando, Fla. (Phoenix-First Round)
March 21	[6] Vanderbilt 75, [3] N.C. State 73	Orlando, Fla. (Phoenix-Second Round)
March 25	[2] Connecticut 73, [6] Vanderbilt 53	Phoenix, Ariz. (Phoenix-Semifinals)

### 2005 National Invitation Tournament (2-1)

Date	Score	Site (Round)
March 16	Vanderbilt 67, Indiana 60	Bloomington, Ind. (First Round)
March 21	Vanderbilt 65, Wichita State 63	Nashville (Second Round)
March 23	Memphis 81, Vanderbilt 68	Memphis (Quarterfinals)

### 2006 National Invitation Tournament (0-1)

Date	Score	Site (Round)
March 15	Notre Dame 79, Vanderbilt 69	South Bend, Ind. (First Round)

### 2007 NCAA Tournament (2-1)

Date	Score	Site (Round)
March 15	[6] Vanderbilt 77, [11] G. Washington 44	Sacramento, Calif. (First Round)
March 17	[6] Vanderbilt 78, [3] Wash. St. 74 (2OT)	Sacramento, Calif. (Second Round)
March 23	[2] Georgetown 66, [6] Vanderbilt 65	East Rutherford, N.J. (East-Semifinal)

### 2008 NCAA Tournament (0-1)

Date	Score	Site (Round)
March 21	[13] Siena 83, [4] Vanderbilt 62	Tampa, Fla. (First Round)

### 2010 NCAA Tournament (0-1)

Date	Score	Site (Round)
March 18	[13] Murray State 66, [4] Vanderbilt 65	San Jose, Calif. (First Round)

### 2011 NCAA Tournament (0-1)

Date	Score	Site (Round)
March 17	[12] Richmond 69, [5] Vanderbilt 66	Denver, Colo. (First Round)

### 2012 NCAA Tournament (1-1)

Date	Score	Site (Round)
March 15	[5] Vanderbilt 79, [12] Harvard 70	Albuquerque, N.M. (Second Round)
March 17	[4] Wisconsin 60, [5] Vanderbilt 57	Albuquerque, N.M. (Second Round)

[ ] – NCAA Tournament Seeds in Brackets



# VANDERBILT COACHES

## All-Time Head Coaching Records

Years	Head Coach	Yrs	W	L	Pct.
1901-02	W.D. Weatherford	2	7	4	.636
1903	Grinnell Jones	1	6	0	1.000
1904, 1909	E.J. Hamilton	2	17	5	.773
1907	J.N. Stone	1	6	1	.857
1908	W.L. Throop	1	6	10	.375
1910	R.B. McGehee	1	10	3	.769
1911-12	C.T. (Zeke) Martin	2	17	11	.607
1913	Oscar G. Nelson	1	3	4	.429
1914-17	G.T. Denton	4	30	20	.400
1918	Ralph Palmer	1	6	3	.667
1919-21	Ray Morrison	3	30	19	.612
1922-23	Wallace Wade	2	24	16	.600
1924-27, 1932-36	Josh Cody	9	98	100	.495
1928-29	Johnny (Red) Floyd	2	9	19	.321
1930-31, 1945-46	Gus Morrow	4	31	40	.443
1937-41	Jim Buford	5	48	49	.495
1941-43, 1947	Norm Cooper	3	24	25	.490
1944	Smokey Harper	1	12	3	.800
1948-58, 1960-61	Bob Polk	13	197	106	.650
1959, 1962-76	Roy Skinner	16	278	135	.673
1977-79	Wayne Dobbs	3	38	42	.475
1980-81	Richard Schmidt	2	28	27	.509
1982-89	C.M. Newton	8	129	115	.529
1990-93	Eddie Fogler	4	81	48	.628
1994-1999	Jan van Breda Kolff	6	104	81	.562
2000-Present	Kevin Stallings	15	292	192	.603
<b>Totals</b>		<b>1531</b>	<b>1070</b>	<b>.589</b>	

## All-Time Coaching Roster

- |                                |   |
|--------------------------------|---|
| Anglin, Kevin: 1994            | Keating, Kerry: 1995                        |
| Arnold, Gib: 1999              | Kelley, Georgre: 1953                       |
| Ayers, Brian: 1997-98          | Knodel, Don: 1962-66                        |
| Bargatze, Ron: 1970-1978       | Lebo, Jeff: 1993                            |
| Barksdale, Randolph: 1979      | Ligon, Bill: 1977-78                        |
| Bland, Bobby: 1967-69          | Lindsay, Bob: 1980-81                       |
| Bostic, Don: 1980-81           | Martin, Ed: 1986-89                         |
| Bostick, John: 1982-89         | McClendon, Leroy: 1985                      |
| Callahan, Rick: 1990-93        | Meyer, Jerry: 1999                          |
| Cason, David: 2011-Present     | Miller, John Ed: 1966                       |
| Cooper, Norman: 1947           | Monroe, Randy: 1994                         |
| Couch, Roger: 1977             | Muller, Dan: 2002-12                        |
| Clayton, Dale: 1979-84         | <b>Newton, C.M.: 1982-89</b>                |
| Davis, Charles: 1995-96        | Peterson, Buzz: 1994-96                     |
| Dobbs, Wayne: 1977-79, 1971-76 | Petrone, Mike: 1983-92                      |
| Dougherty, Neil: 1990-93       | <b>Polk, Bob: 1948-58, 1960-61</b>          |
| Elliott, Mark: 1988-92         | Rhodes, Mike: 1982                          |
| Estes, Ray: 1970-71            | Rice, King: 2007-11                         |
| Fiser, Warren: 1962            | Richardson, Tom: 2004-Present               |
| <b>Fogler, Eddie: 1990-93</b>  | Rochelle, Al: 1960                          |
| Fowler, Lee: 1979              | Russell, John: 1964-66, 1970                |
| Fox, Inman: 1958               | Schmidt, Richard: 1980-81                   |
| Frederick, Brad: 2001-13       | Scobey, David: 1950-54                      |
| French, Jimmy: 1959            | Shurina, Steve: 1999-00                     |
| Garr, Homer: 1967-69           | <b>Skinner, Roy: 1959, 1962-76, 1958-61</b> |
| Gaudet, Pete: 1997-98          | Southwood, Jerry: 1968-69                   |
| Grace, Bob: 1966-67            | <b>Stallings, Kevin: 2000-Present</b>       |
| Heldman, Jack: 1955-57         | Taylor, Clarence: 1961                      |
| Hoover, Jay: 1978              | <b>van Breda Kolff, Jan: 1994-99</b>        |
| Hufnagel, Yanni: 2013-Present  | Walker, Chris: 1997-99                      |
| Hyden, Johnny: 1947            | Walter, Al: 1982-87                         |
| Jackson, Jeff: 2000-2006       |   |
| Jankovich, Tim: 2000-2002      |   |
| Jennings, Bill: 1958           |   |

Head Coaches in **Boldface**.  
Roster since 1948



**Bob Polk**  
1948-58, 1960-61  
(197-106)



**Roy Skinner**  
1959, 1962-76  
(278-135)



**C.M. Newton**  
1982-89  
(129-115)



**Eddie Fogler**  
1990-93  
(81-48)



**Jan Van Breda Kolff**  
1994-99  
(104-81)



**Kevin Stallings**  
2000 - Present  
(292-192)





# NCAA BOXSCORES

## Vanderbilt 79, Harvard 70

East Regional, Second Round  
March 15, 2012 • Albuquerque, N.M.

Harvard	FG	3FG	FT	R	F	Pts	A	T	B	S	M
Casey	3-8	1-3	6-6	5	5	13	1	0	0	1	28
Wright	3-8	0-0	2-2	9	4	8	2	1	0	0	33
Rivard	6-7	6-7	2-4	1	2	20	0	1	0	0	25
Curry	5-13	1-5	1-2	1	4	12	3	4	0	0	36
McNally	2-5	0-3	0-0	1	3	4	7	2	0	1	34
Brown	0-1	0-0	0-0	0	0	0	0	0	0	0	0
Moundou-Missi	2-2	0-0	0-0	0	2	4	0	0	0	0	6
Webster	2-7	1-6	0-0	2	1	5	1	0	0	1	20
Miller	0-0	0-0	0-0	1	0	0	0	1	0	0	6
Saunders	1-4	0-0	0-0	1	0	2	0	1	0	1	11
Travis	1-1	0-0	0-0	1	0	2	0	0	0	0	1
Team				3							
<b>Totals</b>	<b>25-56</b>	<b>9-24</b>	<b>11-14</b>	<b>25</b>	<b>21</b>	<b>70</b>	<b>14</b>	<b>10</b>	<b>0</b>	<b>4</b>	<b>200</b>

Vanderbilt	FG	3FG	FT	R	F	Pts	A	T	B	S	M
Goulbourne	1-2	0-0	2-2	5	5	4	0	3	0	0	12
Taylor	6-13	2-5	1-4	1	2	15	2	2	0	2	32
Ezeli	2-3	0-0	4-6	11	3	8	1	3	4	2	26
Tinsley	5-6	2-2	4-4	1	2	16	4	4	0	1	23
Jenkins	7-12	3-8	10-13	6	2	27	3	1	0	1	32
Johnson	2-5	0-1	0-1	0	0	4	1	2	0	1	22
Parker	0-0	0-0	0-0	0	0	0	1	0	0	1	12
Tchiengang	0-1	0-0	0-0	5	2	0	0	0	1	0	14
Odom	2-4	1-2	0-0	6	2	5	1	1	0	0	27
Team											
<b>Totals</b>	<b>25-46</b>	<b>8-18</b>	<b>21-30</b>	<b>35</b>	<b>18</b>	<b>79</b>	<b>13</b>	<b>16</b>	<b>5</b>	<b>8</b>	<b>200</b>

Score by Periods: 1st 23, 2nd 47, Total 70  
Harvard 23, Vanderbilt 47  
FG Percentage: VU 54, HU 45; 3-Point FG Percentage: VU 44, HU 38;  
FT Percentage: VU 70, HU 79;  
Tournament Seeds: Vanderbilt 5, Harvard 12

## Wisconsin 60, Vanderbilt 57

East Regional, Third Round  
March 17, 2012 • Albuquerque, N.M.

Vanderbilt	FG	3FG	FT	R	F	Pts	A	T	B	S	M
Goulbourne	2-3	0-0	3-4	11	2	7	2	1	0	1	28
Tchiengang	1-1	0-0	0-0	2	2	2	1	1	1	0	13
Taylor	4-12	1-5	0-0	1	3	9	0	3	1	0	30
Tinsley	4-6	2-4	0-0	2	4	10	1	3	0	0	23
Jenkins	3-13	2-9	5-6	2	2	13	2	1	0	1	33
Johnson	0-2	0-0	0-0	1	0	0	1	1	0	1	18
Ezeli	5-7	0-0	4-6	11	1	14	0	2	1	1	27
Parker	1-2	0-1	0-0	1	0	2	1	0	0	0	15
Odom	0-0	0-0	0-0	1	3	0	0	0	0	0	13
Team				3							
<b>Totals</b>	<b>20-46</b>	<b>5-19</b>	<b>12-16</b>	<b>35</b>	<b>17</b>	<b>57</b>	<b>8</b>	<b>12</b>	<b>3</b>	<b>4</b>	<b>200</b>

Wisconsin	FG	3FG	FT	R	F	Pts	A	T	B	S	M
Evans	4-7	1-3	2-5	5	3	11	4	3	1	1	31
Bruesewitz	4-6	2-3	0-0	3	3	10	2	1	0	3	26
Berggren	5-12	1-6	1-1	6	2	12	2	2	0	0	32
Taylor	5-15	3-10	1-1	2	1	14	3	2	0	0	39
Gasser	1-2	0-1	0-1	3	3	2	0	0	0	0	24
Brust	4-8	3-5	0-0	4	0	11	0	0	0	0	19
Wilson	0-3	0-3	0-0	2	2	0	2	0	0	0	23
Kaminsky	0-2	0-2	0-0	2	2	0	0	0	0	0	6
Team				3							
<b>Totals</b>	<b>23-55</b>	<b>10-33</b>	<b>4-8</b>	<b>30</b>	<b>16</b>	<b>60</b>	<b>13</b>	<b>8</b>	<b>1</b>	<b>4</b>	<b>200</b>

Score by Periods: 1st 31, 2nd 26, Total 57  
Wisconsin 31, Vanderbilt 26  
FG Percentage: VU 44, UW 42; 3-Point FG Percentage: VU 26, UW 30;  
FT Percentage: VU 75, UW 50;  
Tournament Seeds: Vanderbilt 5, Wisconsin 4

## Richmond 69, Vanderbilt 66

Midwest Regional  
Second Round  
March 17, 2011 • Denver, Colo.

Vanderbilt	FG	3FG	FT	R	F	Pts	A	T	B	S	M
Goulbourne	2-6	0-1	2-6	9	2	6	2	1	0	0	30
Taylor	1-10	0-0	2-2	9	4	4	0	2	0	0	35
Ezeli	8-10	0-0	5-10	8	4	21	0	1	1	0	31
Tinsley	4-6	2-4	0-0	3	1	10	6	0	1	0	40-
Jenkins	6-9	4-6	5-5	2	1	21	3	0	0	0	36
Fuller	1-2	0-1	0-0	2	0	2	1	0	0	0	10
Tchiengang	1-2	0-0	0-0	1	2	2	0	1	0	1	9
Odom	0-1	0-1	0-0	2	0	0	2	0	0	0	9
Walker	0-0	0-0	0-0	0	0	0	0	0	0	0	0+
Team				0							
<b>Totals</b>	<b>23-46</b>	<b>6-13</b>	<b>14-23</b>	<b>36</b>	<b>14</b>	<b>66</b>	<b>12</b>	<b>7</b>	<b>2</b>	<b>1</b>	<b>200</b>

Richmond	FG	3FG	FT	R	F	Pts	A	T	B	S	M
Smith	0-0	0-0	0-0	3	4	0	0	0	1	1	18
Harper	4-12	1-4	4-4	4	3	13	2	0	1	0	38
Geriot	0-1	0-0	0-1	2	2	0	3	0	0	0	24
Brothers	3-8	2-4	0-1	1	0	8	0	0	0	0	17
Anderson	10-24	4-9	1-3	2	2	25	4	1	0	1	40
Garrett	2-2	0-0	0-1	5	4	4	2	0	5	1	19
Lindsay	3-4	1-2	0-0	2	0	7	3	1	0	1	17
Martel	4-5	4-5	0-2	5	3	12	0	0	2	0	27
Team				3							
<b>Totals</b>	<b>26-56</b>	<b>12-24</b>	<b>5-12</b>	<b>27</b>	<b>18</b>	<b>69</b>	<b>14</b>	<b>3</b>	<b>9</b>	<b>4</b>	<b>200</b>

Score by Periods: 1st 32, 2nd 37, Total 69  
Richmond 32, Vanderbilt 37  
FG Percentage: VU 50.0, UR 46.4; 3FG Percentage: VU 46.2, UR 50.0;  
FT Percentage: VU 60.9, UR 41.7  
Tournament Seeds: Vanderbilt 5, Richmond 12

## Murray St. 66, Vanderbilt 65

West Regional, First Round  
March 18, 2010 • San Jose, Calif.

Vanderbilt	fg-a	3-a	ft-a	o-d-t	pf	tp	a	to	b	s	m
Walker	2-9	0-0	2-2	2-1-3	2	6	6	0	0	2	32
Taylor	3-7	0-0	3-7	1-5-6	4	9	2	1	0	0	21
Ogilvy	4-7	0-0	4-6	2-4-6	3	12	0	2	1	0	20
Beal	3-5	2-4	4-4	0-1-1	2	12	2	3	2	1	39
Jenkins	5-10	2-3	1-2	0-4-4	2	13	2	0	0	1	36
Tinsley	2-4	0-1	2-2	0-1-1	0	6	1	0	0	0	17
Ezeli	2-2	0-0	0-2	1-3-4	2	4	1	3	1	0	19
Goulbourne	1-5	0-3	1-2	0-0-0	0	3	1	0	0	0	10
McClellan	0-1	0-1	0-0	0-0-0	0	0	0	1	0	0	2
Tchiengang	0-0	0-0	0-2	1-2-3	2	0	0	0	0	0	4
Team				3-2-5							
<b>Totals</b>	<b>22-50</b>	<b>4-12</b>	<b>17-29</b>	<b>10-23-33</b>	<b>17</b>	<b>65</b>	<b>15</b>	<b>10</b>	<b>4</b>	<b>4</b>	<b>200</b>

Murray St.	fg-a	3-a	ft-a	o-d-t	pf	tp	a	to	b	s	m
Thomas	5-12	1-3	0-1	1-5-6	1	11	1	2	3	3	29
Aska	3-7	0-0	0-0	0-1-1	4	6	0	2	0	0	19
Easley	1-5	0-0	0-0	1-2-3	5	2	0	0	0	0	13
Miles	5-9	2-4	5-5	0-6-6	1	17	1	1	0	0	33
Jenkins	6-14	2-5	0-0	1-3-4	2	14	5	2	0	0	34
Daniel	1-3	0-0	3-8	5-1-6	1	5	1	0	0	0	15
Canaan	3-6	2-3	0-0	0-1-1	2	8	1	1	0	0	18
Poole	0-1	0-0	0-0	0-1-1	0	0	2	0	0	0	5
McClain	1-2	0-0	1-3	4-1-5	3	3	1	0	1	0	24
Long	0-1	0-0	0-0	1-0-1	1	0	1	1	0	1	6
Fotso	0-0	0-0	0-0	0-0-0	1	0	0	0	0	0	4
Team				2-3-5							
<b>Totals</b>	<b>25-60</b>	<b>7-15</b>	<b>9-17</b>	<b>15-24-39</b>	<b>21</b>	<b>66</b>	<b>13</b>	<b>11</b>	<b>4</b>	<b>4</b>	<b>200</b>

Score by Periods: 1st 36, 2nd 30, Total 66  
Murray State 36, Vanderbilt 30  
FG Percentage: MSU: 41.7, VU: 44.0; 3FG Percentage: MSU: 46.7, VU: 33.3;  
FT Percentage: MSU: 52.9, VU: 58.6  
Tournament Seeds: Vanderbilt 4, Richmond 13

## Siena 83, Vanderbilt 62

Midwest Regional, First Round  
March 21, 2008 • Tampa, Fla.

Vanderbilt	fg-a	3-a	ft-a	o-d-t	pf	tp	a	to	b	s	m
Foster	6-14	1-5	0-0	0-6-6	4	13	1	2	0	2	34
Neltner	4-6	0-0	2-2	1-3-4	2	10	3	2	0	1	29
Ogilvy	7-15	0-0	4-8	4-2-6	3	18	2	4	0	0	29
Beal	0-4	0-3	0-0	0-1-1	3	0	5	1	0	1	19
Gordon	2-8	2-7	0-0	1-1-2	2	6	0	2	0	1	30
Metcalfe	1-2	0-0	0-0	0-0-0	0	2	0	0	0	0	4
Bell	2-4	1-3	0-0	0-0-0	0	5	0	1	0	0	13
Cole	0-1	0-1	0-0	0-0-0	0	0	0	0	0	0	1
McClellan	0-0	0-0	2-2	1-0-1	2	2	0	0	0	1	8
Graham	3-3	0-0	0-0	1-1-2	1	6	0	3	0	2	10
Walker	0-3	0-0	0-0	4-2-6	2	0	1	1	0	0	18
Drake	0-1	0-1	0-0	1-0-1	0	0	0	0	0	1	4
Duffy	0-0	0-0	0-0	0-0-0	0	0	0	0	0	0	1
Team				1-1-2							
<b>Totals</b>	<b>25-61</b>	<b>4-20</b>	<b>8-12</b>	<b>14-17-31</b>	<b>20</b>	<b>62</b>	<b>12</b>	<b>16</b>	<b>0</b>	<b>9</b>	<b>200</b>

Siena	fg-a	3-a	ft-a	o-d-t	pf	tp	a	to	b	s	m
Duell	0-5	0-3	0-0	1-3-4	2	0	2	0	0	1	31
Ubiles	4-8	0-2	3-4	0-2-2	0	11	2	4	0	3	30
Franklin	3-4	0-0	4-5	1-3-4	4	10	1	2	0	1	22
Moore	3-8	1-4	4-4	1-5-6	0						



# NCAA BOXSCORES

## Vanderbilt 75, Wash. St. 74 (20T)

East Regional, Second Round  
March 17, 2007 • Sacramento, Calif.

Vanderbilt	FG	3FG	FT	R	F	Pts	A	T	B	S	M
Foster	8-17	1-7	3-3	6	4	20	1	4	0	2	42
Neltner	2-4	0-0	0-0	4	0	4	2	1	1	1	21
Gordon	4-6	2-4	2-5	4	1	12	2	4	0	0	37
Byars	9-20	5-9	4-4	5	4	27	2	5	1	3	45
Cage	3-10	2-7	3-4	7	1	11	4	0	0	1	49
Beal	0-1	0-0	0-0	0	0	0	2	0	0	2	13
Metcalfe	0-1	0-0	0-0	0	2	0	0	0	0	0	3
Brown	0-1	0-0	0-0	1	1	0	0	0	0	0	9
Drake	0-0	0-0	0-0	0	0	0	0	2	0	2	3
Skuchas	1-3	0-0	2-2	7	4	4	0	1	0	1	28
TEAM						5					
<b>Totals</b>	<b>27-63</b>	<b>10-27</b>	<b>14-18</b>	<b>39</b>	<b>17</b>	<b>78</b>	<b>13</b>	<b>17</b>	<b>2</b>	<b>12</b>	<b>250</b>

Washington St.	FG	3FG	FT	R	F	Pts	A	T	B	S	M
Cowgill	6-10	0-0	2-4	6	1	14	2	2	1	0	43
Clark	1-5	0-0	0-0	3	3	2	0	1	2	2	15
Low	8-16	3-9	2-2	2	1	21	3	2	0	2	48
Rochestie	1-7	0-3	0-0	4	3	2	3	5	0	2	36
Weaver	1-8	0-1	3-4	6	3	5	8	8	0	4	48
Matthews	2-3	1-2	0-0	0	1	5	0	1	0	0	8
Baynes	5-7	0-0	4-5	5	4	14	0	0	0	0	37
Harmeling	3-4	3-4	2-2	2	0	11	0	0	1	0	15
TEAM						8					
<b>Totals</b>	<b>27-60</b>	<b>7-19</b>	<b>13-17</b>	<b>36</b>	<b>16</b>	<b>74</b>	<b>16</b>	<b>19</b>	<b>4</b>	<b>10</b>	<b>250</b>

Score by Periods	1st	2nd	OT	OT2	Total
Vanderbilt	25	35	9	9	78
Washington State	33	27	9	5	74

FG Percentage: VU 42.9, WSU 45.0; 3FG Percentage: VU 37.0, WSU 36.8;  
FT Percentage: VU 77.8, WSU 76.5  
Tournament Seeds: Vanderbilt 6, Washington State 3

## Georgetown 66, Vanderbilt 65

East Regional, Regional Semifinal  
March 23, 2007 • East Rutherford, N.J.

Vanderbilt	FG	3FG	FT	R	F	Pts	A	T	B	S	M
Byars	5-12	3-7	4-5	1	2	17	5	1	0	1	38
Foster	7-17	2-6	0-1	2	3	16	1	2	0	0	38
Neltner	2-2	0-0	4-6	6	1	8	3	1	1	1	34
Gordon	1-8	1-7	0-0	1	2	3	2	0	0	0	27
Cage	4-10	3-7	6-6	7	2	17	4	0	2	3	38
Beal	1-1	0-0	0-0	1	1	2	2	0	1	0	13
Brown	0-0	0-0	0-0	0	1	0	0	0	0	0	2
Skuchas	1-1	0-0	0-2	2	4	2	0	1	0	0	10
TEAM						6					
<b>Totals</b>	<b>21-51</b>	<b>9-27</b>	<b>14-20</b>	<b>26</b>	<b>16</b>	<b>65</b>	<b>17</b>	<b>5</b>	<b>4</b>	<b>5</b>	<b>200</b>

Georgetown	FG	3FG	FT	R	F	Pts	A	T	B	S	M
Summers	5-13	3-4	2-4	7	1	15	3	3	2	0	34
Green	7-11	0-2	1-1	4	3	15	3	1	0	1	40-
Hibbert	5-7	0-0	2-4	10	5	12	0	2	0	1	27
Wallace	3-8	2-5	0-0	3	1	8	4	0	0	0	33
Sapp	2-10	1-5	1-3	5	3	6	3	1	1	1	33
Rivers	0-0	0-0	0-0	1	0	0	0	0	0	0	8
Crawford	1-2	1-2	0-0	2	2	3	0	1	0	0	8
Ewing	2-5	1-1	2-2	3	3	7	1	3	0	0	17
TEAM						5					
<b>Totals</b>	<b>25-56</b>	<b>8-19</b>	<b>8-14</b>	<b>40</b>	<b>18</b>	<b>66</b>	<b>14</b>	<b>11</b>	<b>3</b>	<b>3</b>	<b>200</b>

Score by Periods	1st	2nd	Total
Vanderbilt	32	33	65
Georgetown	24	42	66

FG Percentage: VU 41.2, GU 44.6; 3FG Percentage: VU 33.3, GU 42.1;  
FT Percentage: VU 70.0, GU 57.1  
Tournament Seeds: Vanderbilt 6, Georgetown 2

## Vanderbilt 71, Western Michigan 58

Phoenix Regional, First Round  
March 19, 2004 • Orlando, Fla.

Vanderbilt	FG	3FG	FT	R	F	Pts	A	T	B	S	M
Freije	4-9	2-5	3-5	8	1	13	3	2	0	0	30
Smith	2-2	1-1	0-0	3	4	5	3	0	1	2	22
Przybyszewski	3-5	1-1	0-3	2	1	7	1	0	1	0	21
Moore	10-16	6-8	0-0	1	3	26	2	2	0	3	31
Lakey	0-3	0-2	2-4	4	2	2	4	5	0	2	30
Holwerda	0-0	0-0	0-0	1	1	0	0	3	0	0	7
Payton	1-1	0-0	0-0	0	0	2	0	1	0	0	6
Cage	1-3	1-2	0-0	1	0	3	0	1	0	0	6
Hundley	1-2	0-0	3-4	4	0	5	2	2	1	1	20
Terrell	3-4	0-0	0-2	4	2	6	1	1	2	1	23
Schnedlitz	1-1	0-0	0-0	1	0	2	0	0	0	0	1
Skuchas	0-0	0-0	0-0	0	1	0	0	0	0	0	3
TEAM						4					
<b>Totals</b>	<b>26-46</b>	<b>11-19</b>	<b>8-18</b>	<b>33</b>	<b>15</b>	<b>71</b>	<b>16</b>	<b>17</b>	<b>5</b>	<b>9</b>	<b>200</b>

W. Michigan	FG	3FG	FT	R	F	Pts	A	T	B	S	M
Snider	1-9	0-4	3-4	9	3	5	6	0	0	5	34
Williams	10-20	0-2	4-6	3	4	24	1	6	0	2	35
Kann	3-6	0-0	1-2	6	5	7	0	0	0	1	30
Willis	1-2	1-2	0-0	2	0	3	1	2	0	1	18
Reed	4-13	0-5	2-2	10	2	10	1	2	0	1	36
Berry	1-5	1-4	2-2	0	1	5	0	1	0	2	28
Rost	1-3	0-1	0-0	3	4	2	1	1	1	1	12
Madison	1-5	0-1	0-0	0	0	2	0	0	0	0	6
Bronson	0-0	0-0	0-0	0	0	0	0	0	0	0	1
TEAM						3					
<b>Totals</b>	<b>22-63</b>	<b>2-19</b>	<b>12-16</b>	<b>36</b>	<b>19</b>	<b>58</b>	<b>10</b>	<b>12</b>	<b>1</b>	<b>13</b>	<b>200</b>

Score by Periods	1st	2nd	Total
Western Michigan	34	24	58
Vanderbilt	31	40	71

FG Percentage: VU 57, WM 35; 3FG Percentage: VU 58, WM 11;  
FT Percentage: VU 44, WM 75  
Tournament Seeds: Vanderbilt 6, Western Michigan 11

## Vanderbilt 75, #15 N.C. St. 73

Phoenix Regional, Second Round  
March 21, 2004 • Orlando, Fla.

Vanderbilt	FG	3FG	FT	R	F	Pts	A	T	B	S	M
Freije	8-15	4-8	11-11	3	1	31	0	0	0	0	38
Smith	3-7	1-4	3-3	4	3	10	3	3	0	1	32
Przybyszewski	4-7	2-4	3-4	3	2	13	2	0	1	1	26
Moore	6-12	3-5	1-1	6	2	16	1	0	0	1	26
Lakey	0-1	0-1	1-2	5	1	1	7	2	0	0	32
Holwerda	0-0	0-0	0-0	0	1	0	1	2	0	0	7
Cage	0-2	0-2	0-0	1	1	0	0	0	0	0	9
Hundley	2-3	0-1	0-0	2	1	4	1	0	1	1	17
Terrell	0-2	0-0	0-0	1	1	0	0	1	0	0	13
TEAM						2					
<b>Total</b>	<b>23-49</b>	<b>10-25</b>	<b>19-21</b>	<b>27</b>	<b>13</b>	<b>75</b>	<b>15</b>	<b>8</b>	<b>2</b>	<b>4</b>	<b>200</b>

N.C. State	FG	3FG	FT	R	F	Pts	A	T	B	S	M
Evtimov	10-13	5-8	3-4	5	3	28	4	0	0	0	37
Melvin	3-13	3-10	2-2	4	2	11	2	2	1	0	34
Collins	0-2	0-2	0-0	4	3	0	4	2	0	0	26
Atsur	6-14	2-7	0-0	8	3	14	2	0	0	1	33
Hodge	5-11	0-1	1-2	6	5	11	1	1	0	0	36
O'Donnell	0-0	0-0	0-0	0	0	0	0	0	0	0	1
Bennerman	0-0	0-0	0-0	1	2	0	0	1	0	0	13
Watkins	3-4	3-3	0-0	0	2	9	0	0	0	0	21
TEAM						3					
<b>Total</b>	<b>27-57</b>	<b>13-31</b>	<b>6-8</b>	<b>31</b>	<b>20</b>	<b>73</b>	<b>13</b>	<b>6</b>	<b>1</b>	<b>1</b>	<b>200</b>

Score by Periods	1st	2nd	Total
Vanderbilt	31	44	75
North Carolina State	28	45	73

FG Percentage: VU 47, NCSU 47; 3FG Percentage: VU 40, NCSU 42;  
FT Percentage: VU 91, NCSU 75  
Tournament Seeds: Vanderbilt 6, N.C. State 3

## Connecticut 73, Vanderbilt 53

Phoenix Regional, Regional Semifinal  
March 25, 2004 • Phoenix, Ariz.

Vanderbilt	FG	3FG	FT	R	F	Pts	A	T	B	S	M
Przybyszewski	3-7	2-4	0-0	3	1	8	1	1	0	0	24
Freije	3-18	0-6	2-4	4	1	8	1	3	0	0	33
Lakey	1-5	0-2	0-0	1	3	2	1	1	0	2	25
Moore	4-9	2-4	2-2	1	1	12	1	1	0	4	33
Smith	4-9	3-6	1-2	0	1	12	0	2	0	1	29
Holwerda	1-1	0-0	0-0	0	1	2	0	0	0	0	5
Payton	2-2	0-0	0-0	1	1	4	1	1	0	0	12
Cage	0-1	0-1	0-0	0	0	0	0	0	0	0	2
Hundley	1-1	1-1	0-0	1	0	3	2	0	0	1	14
Terrell	1-2	0-0	0-0	6	4	2	4	2	0	0	19
Skuchas	0-2	0-0	0-0	0	1	0	0	0	0	0	4
TEAM						4					
<b>Total</b>	<b>20-57</b>	<b>8-24</b>	<b>5-8</b>	<b>21</b>	<b>14</b>	<b>53</b>	<b>11</b>	<b>11</b>	<b>0</b>	<b>8</b>	<b>200</b>

Connecticut	FG	3FG	FT	R	F	Pts	A	T	B	S	M
Boone	4-6	0-0	0-0	4	2	8	0	1	1	2	28
Anderson	5-11	3-8	2-2	6	0	15	3	6	1	1	34
Okafor	4-7	0-0	4-6	11	3	12	0	4	0	2	32
Gordon	7-16	3-9	3-3	9	1	20	5	2	0	0	39
Brown	4-7	0									



# NCAA BOXSCORES

## Vanderbilt 92, Boise St. 72

West Regional, First Round  
March 18, 1993 • Salt Lake City, Utah

Vanderbilt	FG	3FG	FT	R	F	Pts	A	T	B	S	M
Elder	5-6	1-1	3-3	3	5	14	2	1	0	0	18
Anglin	3-7	1-4	5-7	3	0	12	4	1	0	1	31
Lawson	6-11	0-0	4-4	8	1	16	1	3	1	0	27
McCaffrey	8-13	4-5	6-7	4	2	26	3	3	0	0	30
McMahan	2-5	2-3	2-2	2	2	8	3	2	0	1	19
Beth	0-1	0-1	2-2	1	1	2	1	0	0	0	5
Seckar	2-4	2-2	0-0	2	1	6	3	2	0	3	21
Sheron	0-3	0-2	0-0	1	0	0	0	0	0	0	5
Milburn	0-0	0-0	0-0	2	1	0	0	1	0	0	15
Hall	3-6	0-0	0-0	5	4	6	2	2	1	2	22
Woods	0-0	0-0	2-2	0	1	2	0	0	0	1	7
<b>Totals</b>	<b>29-56</b>	<b>10-18</b>	<b>24-27</b>	<b>31</b>	<b>18</b>	<b>92</b>	<b>19</b>	<b>15</b>	<b>2</b>	<b>8</b>	<b>200</b>

Boise State	FG	3FG	FT	R	F	Pts	A	T	B	S	M
Morris	2-8	0-3	1-2	3	2	5	2	7	0	3	22
Bellamy	0-1	0-0	0-0	1	1	3	0	0	0	0	6
Beard	4-7	0-0	7-9	7	3	15	1	2	1	0	27
Woods	4-9	1-3	2-2	4	1	11	2	4	0	0	26
Vaughn	3-9	2-6	0-0	0	3	8	3	3	0	2	28
Speed	1-4	0-1	3-4	2	3	5	2	0	0	2	19
Tolman	0-2	0-2	0-0	2	0	0	2	0	0	0	4
Archibald	2-5	0-2	2-3	2	3	6	4	4	0	1	26
Bertch	0-0	0-0	0-0	0	0	0	0	0	0	0	1
Williams	7-11	0-0	1-1	9	1	15	0	1	0	0	29
Coker	3-4	0-0	1-1	4	2	7	1	0	2	0	11
<b>Totals</b>	<b>26-60</b>	<b>3-17</b>	<b>17-22</b>	<b>36</b>	<b>21</b>	<b>72</b>	<b>17</b>	<b>21</b>	<b>3</b>	<b>8</b>	<b>200</b>

Score by Periods	1st	2nd	Total
Boise State	27	45	72
Vanderbilt	35	57	92

**FG Percentage:** VU 52, BS 43; **3-Point FG Percentage:** VU 56, BS 18;  
**FT Percentage:** VU 80, BS 77;  
**Tournament Seeds:** Vanderbilt 3, Boise State 14

## Vanderbilt 85, Illinois 68

West Regional, Second Round  
March 20, 1993 • Salt Lake City, Utah

Vanderbilt	FG	3FG	FT	R	F	Pts	A	T	B	S	M
Elder	2-5	1-3	0-0	2	2	5	4	5	0	1	35
Anglin	2-6	0-2	3-7	9	1	7	3	1	0	0	38
Lawson	6-7	1-2	3-5	6	3	16	3	3	0	2	30
McCaffrey	10-17	4-10	5-5	1	2	29	4	3	0	2	34
McMahan	6-8	4-5	5-6	3	2	21	2	1	1	0	21
Beth	0-0	0-0	0-0	0	0	0	0	0	0	0	1
Seckar	0-3	0-2	0-0	2	0	0	2	1	0	0	19
Sheron	0-0	0-0	0-0	0	0	0	0	0	0	0	1
Milburn	0-0	0-0	0-0	0	1	0	0	0	0	0	4
Hall	3-5	0-0	1-2	4	2	7	1	1	1	1	17
Woods	0-0	0-0	0-0	0	0	0	0	0	0	0	2
<b>Totals</b>	<b>29-51</b>	<b>10-24</b>	<b>17-25</b>	<b>30</b>	<b>13</b>	<b>85</b>	<b>19</b>	<b>15</b>	<b>2</b>	<b>5</b>	<b>200</b>

Illinois	FG	3FG	FT	R	F	Pts	A	T	B	S	M
Bennett	6-10	0-0	0-0	5	2	12	0	2	0	1	30
Kaufmann	2-10	1-5	0-0	2	5	5	3	3	0	0	28
Thomas	5-6	0-0	3-6	8	3	13	2	3	1	0	36
Clemons	8-12	1-1	1-2	4	3	18	3	1	0	0	29
Keene	5-16	1-11	0-0	1	2	11	3	2	0	3	25
Harris	0-1	0-1	0-0	1	0	0	0	0	0	0	3
Taylor	0-0	0-0	0-0	0	2	0	0	0	0	0	7
Michael	1-1	1-1	0-0	2	1	3	0	0	0	0	7
Davidson	1-1	0-0	0-0	2	0	2	1	0	0	0	8
Wheeler	1-6	0-4	2-2	4	3	4	2	3	0	1	27
<b>Totals</b>	<b>29-63</b>	<b>4-23</b>	<b>6-10</b>	<b>32</b>	<b>21</b>	<b>68</b>	<b>16</b>	<b>14</b>	<b>1</b>	<b>5</b>	<b>200</b>

Score by Periods	1st	2nd	Total
Illinois	28	40	68
Vanderbilt	39	46	85

**FG Percentage:** VU 57, UI 46; **3-Point FG Percentage:** VU 42, UI 17;  
**FT Percentage:** VU 68, UI 60;  
**Tournament Seeds:** Vanderbilt 3, Illinois 6

## Temple 67, Vanderbilt 59

West Regional, Regional Semifinal  
March 26, 1993 • Seattle, Wash.

Vanderbilt	FG	3FG	FT	R	F	Pts	A	T	B	S	M
Elder	5-6	1-2	1-1	7	2	12	5	3	0	1	31
Anglin	1-3	1-3	0-0	1	1	3	4	3	0	0	33
Lawson	2-4	0-0	0-0	5	4	4	4	5	0	0	33
McCaffrey	7-15	3-7	0-0	3	3	17	2	4	0	0	32
McMahan	7-11	7-11	0-0	3	1	21	2	1	0	1	33
Hall	1-2	0-0	0-0	3	2	2	0	1	1	0	20
Seckar	0-3	0-3	0-0	0	1	0	1	1	0	1	10
Milburn	0-0	0-0	0-0	2	1	0	0	0	1	0	8
<b>Totals</b>	<b>23-44</b>	<b>12-26</b>	<b>1-1</b>	<b>24</b>	<b>16</b>	<b>59</b>	<b>18</b>	<b>18</b>	<b>2</b>	<b>3</b>	<b>200</b>

Temple	FG	3FG	FT	R	F	Pts	A	T	B	S	M
Jones	13-23	0-4	0-0	5	1	26	2	1	0	2	40
Battie	4-8	0-0	4-4	10	2	12	0	1	0	3	37
Cunningham	0-1	0-0	0-0	1	0	0	0	0	0	1	14
Brunson	3-8	0-3	3-5	3	3	9	1	0	0	2	40
McKie	6-17	1-3	1-3	4	3	14	2	3	1	4	40
Ivey	3-5	0-0	0-1	2	0	6	0	1	0	1	29
<b>Totals</b>	<b>29-62</b>	<b>1-10</b>	<b>8-13</b>	<b>30</b>	<b>9</b>	<b>67</b>	<b>5</b>	<b>6</b>	<b>1</b>	<b>13</b>	<b>200</b>

Score by Periods	1st	2nd	Total
Temple	18	49	67
Vanderbilt	24	35	59

**FG Percentage:** VU 52, TU 57; **3-Point FG Percentage:** VU 46, TU 10;  
**FT Percentage:** VU 100, TU 62;  
**Tournament Seeds:** Vanderbilt 3, Temple 7

## Georgetown 70, Vanderbilt 60

West Regional  
First Round  
March 15, 1991 • Tucson, Ariz.

Vanderbilt	FG	3FG	FT	R	F	Pts	A	T	B	S	M
Elder	2-6	0-0	2-2	4	3	6	4	3	0	2	33
Mayes	2-8	1-4	3-4	5	5	8	1	1	0	0	32
Grant	3-7	0-0	1-1	2	5	7	0	2	1	2	21
Anglin	1-4	0-2	0-0	2	4	2	2	2	0	0	28
Draud	6-16	5-12	5-6	1	2	22	0	0	0	1	32
Milhilland	4-8	0-1	0-0	2	3	8	0	2	0	0	21
Maloney	2-5	1-3	0-0	2	1	5	4	1	0	2	23
Daunic	0-0	0-0	0-0	0	1	0	0	0	0	0	4
Beth	0-0	0-0	0-0	1	1	0	0	0	0	0	3
Benjamin	1-2	0-0	0-0	2	0	2	0	0	0	0	3
<b>Totals</b>	<b>21-56</b>	<b>7-22</b>	<b>11-13</b>	<b>22</b>	<b>25</b>	<b>60</b>	<b>11</b>	<b>11</b>	<b>1</b>	<b>7</b>	<b>200</b>

Georgetown	FG	3FG	FT	R	F	Pts	A	T	B	S	M
Churchwell	2-8	0-0	0-0	3	2	4	5	1	0	1	28
Mourning	7-9	0-0	9-10	8	4	23	3	2	3	1	26
Mutombo	4-8	0-0	6-7	12	2	14	1	5	3	1	38
Brown	6-10	1-2	1-1	7	1	14	4	4	0	1	39
Harrison	4-9	0-2	1-2	3	0	9	0	2	0	0	22
Morgan	0-0	0-0	1-2	3	2	1	1	2	0	0	16
Thompson	0-3	0-0	0-0	1	0	0	1	0	1	1	15
Kelly	2-2	0-0	1-2	0	1	5	0	1	0	0	16
<b>Totals</b>	<b>25-49</b>	<b>1-4</b>	<b>19-24</b>	<b>39</b>	<b>12</b>	<b>70</b>	<b>15</b>	<b>17</b>	<b>7</b>	<b>5</b>	<b>200</b>

Score by Periods	1st	2nd	Total
Vanderbilt	25	35	60
Georgetown	35	35	70

**FG Percentage:** VU 38, GT 51; **3FG Percentage:** VU 32, GT 25;  
**FT Percentage:** VU 85, GT 79  
**Tournament Seeds:** Vanderbilt 9, Georgetown 8

## Notre Dame 81, Vanderbilt 65

East Regional  
First Round  
March 17, 1989 • Providence, R.I.

Vanderbilt	FG	3FG	FT	R	F	Pts	A	T	B	S	M
Booker	3-10	1-3	1-2	1	2	8	1	2	0	1	33
Reid	2-4	0-0	3-3	1	2	7	0	0	0	2	32
Kornet	8-14	0-0	1-5	4	4	17	2	1	0	0	33
Wilcox	4-10	1-2	0-0	2	3	9	4	4	0	1	38
Goheen	4-7	1-1	9-9	5	1	18	3	2	0	2	36
Mayes	0-1	0-0	0-0	4	1	0	1	0	0	0	9
Grant	0-0	0-0	0-0	2	0	0	0	0	0	0	7
Ballestra	1-4	0-0	2-2	2	0	4	1	1	1	0	8
Wheat	0-0	0-0	0-0	1	1	0	0	0	0	0	2
Benjamin	1-1	0-0	0-0	0	0	2	0	0	0	0	1
Milhilland	0-1	0-0	0-0	0	0	0	0	0	0	0	1
<b>Totals</b>	<b>23-52</b>	<b>3-6</b>	<b>16-21</b>	<b>24</b>	<b>14</b>	<b>65</b>	<b>12</b>	<b>10</b>	<b>1</b>	<b>6</b>	<b>200</b>

Notre Dame	FG	3FG	FT	R	F	Pts	A	T	B	S	M
Ellis	8-14	0-0	1-1	18	4	17	1	2	3	0	25
Jackson	6-19	2-6	2-2	4	1	16	6	1	0	1	35
Robinson	3-6	0-0	2-4	8	1	8	0	2	0	0	32
Singleton	2-2	0-0	2-2	2	4	6	7	0	0	1	33
Bennett	3-5	0-0	2-2	1	2	8	2	2	0	1	26
Fredrick	8-12	4-4	0-2	3	2	20	3	1	1	0	19
Tower	1-1	0-0	0-0	1	4	2	0	1	0	1	15
Sweet	1-1	0-0	0-0	0	0	2	1	0	0	0	6
Paddock	1-2	0-0	0-0	0	0	0	0	0	0	0	1
Adkins	0-0	0-0	0-0	0	0	0	0	0	0	0	1
Crawford	0-1	0-0</									



# NCAA BOXSCORES

## Vanderbilt 80, Pittsburgh 74 (OT)

Midwest Regional, Second Round  
March 20, 1988 • Lincoln, Neb.

Vanderbilt	FG	3FG	FT	R	F	Pts	A	T	B	S	M
Kornet	2-7	0-0	0-1	2	4	4	2	0	0	2	40
Reid	5-11	0-0	2-2	4	0	12	1	0	0	0	37
Perdue	6-11	0-0	3-5	5	5	15	4	1	1	0	36
Booker	6-9	3-6	1-2	5	1	16	1	2	0	0	37
Goheen	6-13	2-3	8-9	5	2	22	3	1	0	2	33
Mays	2-3	2-2	0-0	2	1	6	1	0	0	0	17
Draud	1-3	1-3	2-2	0	0	5	4	1	0	0	16
Grant	0-1	0-0	0-0	0	1	0	0	1	0	0	4
Wilcox	0-1	0-1	0-0	1	0	0	1	0	0	1	5
<b>Totals</b>	<b>28-59</b>	<b>8-15</b>	<b>16-21</b>	<b>27</b>	<b>14</b>	<b>80</b>	<b>17</b>	<b>6</b>	<b>1</b>	<b>5</b>	<b>225</b>

Pittsburgh	FG	3FG	FT	R	F	Pts	A	T	B	S	M
Gore	6-14	1-2	1-1	4	4	14	3	6	0	2	34
Lane	3-5	0-1	2-4	20	3	8	5	6	0	1	44
Smith	7-18	0-1	7-8	10	5	21	1	2	1	0	38
Miller	2-7	1-4	2-2	0	3	7	7	1	0	0	45
Porter	6-10	2-4	0-0	2	1	14	1	0	0	1	26
Matthews	2-3	2-3	2-2	1	2	8	1	0	0	0	15
Bailey	0-0	0-0	0-0	0	0	0	0	0	0	0	3
<b>Totals</b>	<b>26-58</b>	<b>6-15</b>	<b>16-19</b>	<b>42</b>	<b>21</b>	<b>74</b>	<b>18</b>	<b>15</b>	<b>1</b>	<b>4</b>	<b>225</b>

Score by Periods	1st	2nd	OT	Total
Vanderbilt	34	35	11	80
Pittsburgh	34	35	5	74

FG Percentage: VU 48, UP 45; 3-Point FG Percentage: VU 53, UP 45;  
FT Percentage: VU 76, UP 84;  
Tournament Seeds: Vanderbilt 7, Pittsburgh 2

## Kansas 77, Vanderbilt 64

Midwest Regional, Regional Semifinal  
March 25, 1988 • Pontiac, Mich.

Vanderbilt	FG	3FG	FT	R	F	Pts	A	T	B	S	M
Kornet	2-5	0-0	0-0	7	2	4	4	5	0	2	29
Reid	1-5	0-0	0-0	5	0	2	1	0	0	0	23
Perdue	7-13	0-0	2-3	8	5	16	1	1	2	0	36
Booker	8-16	6-13	0-0	3	1	22	3	2	1	0	33
Goheen	1-7	0-2	1-2	0	3	3	4	2	0	1	31
Draud	1-3	1-3	1-2	0	4	4	2	1	0	1	13
Mays	0-1	0-1	0-0	0	0	0	2	0	0	0	9
Wilcox	3-4	1-1	0-0	2	2	7	0	3	0	2	11
Grant	1-2	0-0	2-2	0	1	4	0	1	0	0	14
Benjamin	1-1	0-0	0-0	1	0	2	0	0	0	0	1
<b>Totals</b>	<b>25-57</b>	<b>8-20</b>	<b>6-9</b>	<b>26</b>	<b>18</b>	<b>64</b>	<b>17</b>	<b>15</b>	<b>3</b>	<b>6</b>	<b>200</b>

Kansas	FG	3FG	FT	R	F	Pts	A	T	B	S	M
Piper	3-5	0-0	2-2	10	2	8	2	2	0	1	33
Guelder	1-2	0-0	0-0	2	2	2	7	1	0	1	22
Manning	16-29	2-3	4-7	5	2	38	1	5	1	1	29
Pritchard	5-6	1-1	0-2	1	3	11	5	2	1	1	33
Newton	2-7	0-0	0-0	7	2	4	1	1	1	0	23
Barry	2-4	0-1	4-6	3	0	8	3	0	0	0	26
Maddox	0-0	0-0	4-4	0	2	4	1	1	0	0	7
Harris	0-3	0-0	0-0	6	0	0	1	0	0	1	22
Normore	0-0	0-0	0-0	1	0	0	0	0	0	0	3
Minor	0-0	0-0	0-0	0	1	0	0	0	0	0	1
Mattox	1-1	0-0	0-0	0	0	2	0	0	0	1	1
<b>Totals</b>	<b>30-57</b>	<b>3-5</b>	<b>14-21</b>	<b>36</b>	<b>14</b>	<b>77</b>	<b>21</b>	<b>12</b>	<b>3</b>	<b>6</b>	<b>200</b>

Score by Periods	1st	2nd	Total
Vanderbilt	29	35	64
Kansas	41	36	77

FG Percentage: VU 44, KU 53; 3FG Percentage: VU 40, KU 50;  
FT Percentage: VU 67, KU 67  
Tournament Seeds: Vanderbilt 7, Kansas 6

## Marquette 69, Vanderbilt 61

Midwest Regional, Regional Semifinal  
March 14, 1974 • Tuscaloosa, Ala.

Vanderbilt	FG	3FG	FT	R	F	Pts	A	T	B	S	M
Fosnes	6-15	-	2-2	4	2	14	0	1	1	2	39
Ford	5-8	-	3-4	1	3	13	3	2	0	0	40
Feher	3-12	-	4-4	4	2	10	0	2	0	1	37
van Breda Kolff	2-5	-	4-4	10	3	8	3	3	1	0	40
Compton	4-13	-	4-4	5	2	12	0	2	0	1	34
Fowler	0-2	-	4-4	0	3	4	0	0	0	0	7
Ligon	0-2	-	0-0	2	0	0	0	0	0	0	3
<b>Totals</b>	<b>20-57</b>	<b>-</b>	<b>21-22</b>	<b>29</b>	<b>15</b>	<b>61</b>	<b>6</b>	<b>10</b>	<b>2</b>	<b>4</b>	<b>200</b>

Marquette	FG	3FG	FT	R	F	Pts	A	T	B	S	M
Lucas	5-18	-	5-6	11	1	15	3	1	1	0	39
Walton	5-5	-	4-4	2	3	14	4	3	0	0	39
Ellis	7-10	-	2-2	9	2	16	1	0	1	1	35
Tatum	7-10	-	0-0	5	5	14	1	2	2	1	23
Wash'ton	2-6	-	0-0	3	2	4	0	4	0	0	23
Delsman	0-0	-	0-0	1	1	0	1	0	0	0	5
Daniels	2-3	-	2-2	0	2	4	0	1	0	1	12
Campbell	0-2	-	0-0	3	2	4	1	1	0	0	20
Others	0-0	-	0-0	0	0	0	0	0	0	0	1
<b>Totals</b>	<b>28-54</b>	<b>-</b>	<b>13-14</b>	<b>36</b>	<b>18</b>	<b>69</b>	<b>11</b>	<b>12</b>	<b>4</b>	<b>3</b>	<b>200</b>

Score by Periods	1st	2nd	Total
Marquette	40	29	69
Vanderbilt	30	31	61

FG Percentage: VU 35, MU 52; FT Percentage: VU 96, MU 93  
Tournament Seeds: None  
Tournament Notes: 25-team field; Vanderbilt received a first-round bye.

## Notre Dame 118, Vanderbilt 88

Midwest Regional  
Regional Third Place  
March 16, 1974 • Tuscaloosa, Ala.

Vanderbilt	FG	3FG	FT	R	F	Pts	A	T	B	S	M
Fowler	6-14	-	0-0	5	2	12	2	2	0	0	21
Feher	1-7	-	2-2	5	3	4	1	0	0	0	26
van Breda Kolff	2-6	-	2-2	5	2	6	6	1	3	0	31
Ford	4-12	-	1-4	2	0	9	2	0	0	1	32
Fosnes	9-15	-	2-3	10	3	20	1	3	1	1	31
Ligon	4-9	-	0-0	2	2	8	1	2	0	0	14
Compton	7-14	-	1-1	1	2	15	0	1	0	1	17
Chess	0-3	-	1-2	2	0	1	2	0	0	0	8
Moore	4-6	-	3-4	2	3	11	1	3	0	0	12
McSwain	0-0	-	2-2	0	2	2	0	0	0	0	1
Others	0-1	-	0-0	2	0	0	0	0	0	0	2
<b>Totals</b>	<b>37-88</b>	<b>-</b>	<b>14-20</b>	<b>40</b>	<b>19</b>	<b>88</b>	<b>16</b>	<b>12</b>	<b>4</b>	<b>3</b>	<b>200</b>

Notre Dame	FG	3FG	FT	R	F	Pts	A	T	B	S	M
Dantley	12-16	-	5-5	10	3	29	0	3	0	1	30
Novak	8-15	-	0-0	6	3	16	4	4	0	2	35
Shumate	11-14	-	8-8	7	4	30	1	4	2	1	35
Clay	3-4	-	0-0	3	0	6	8	1	0	0	28
Brokaw	8-12	-	4-4	5	1	20	5	0	1	1	33
Martin	0-1	-	0-0	3	1	0	1	1	0	1	12
Paterno	3-10	-	2-2	4	0	8	0	0	0	0	8
Crotty	3-4	-	0-0	2	4	6	0	0	1	0	5
Knight	3-4	-	0-0	2	4	6	0	0	1	0	5
Numicz	0-2	-	0-0	0	1	0	0	0	0	1	7
Schuckman	1-1	-	1-2	1	0	3	0	0	0	0	2
<b>Totals</b>	<b>49-82</b>	<b>-</b>	<b>20-21</b>	<b>48</b>	<b>19</b>	<b>118</b>	<b>20</b>	<b>13</b>	<b>4</b>	<b>7</b>	<b>200</b>

Score by Periods	1st	2nd	Total
Notre Dame	60	58	118
Vanderbilt	44	44	88

FG Percentage: VU 42, ND 60; FT Percentage: VU 70, ND 95  
Tournament Seeds: None  
Tournament Notes: 25-team field; Vanderbilt received a first-round bye.

## Vanderbilt 83, DePaul (78) OT

Midwest Regional  
Regional Semifinals  
March 12, 1965 • Lexington, Ky.

Vanderbilt	FG	3FG	FT	R	F	Pts	A	T	B	S	M
Grace	4-9	-	3-3	4	5	7	-	-	-	-	-
Taylor	0-2	-	2-3	7	1	2	-	-	-	-	-
Lee	8-20	-	8-10	15	5	24	-	-	-	-	-
Thomas	7-10	-	4-4	6	0	18	-	-	-	-	-
Miller	5-13	-	6-10	1	1	16	-	-	-	-	-
Green	0-2	-	0-0	5	3	0	-	-	-	-	-
Gibbs	0-0	-	0-0	0	0	0	-	-	-	-	-
Calvert	6-8	-	0-1	4	3	12	-	-	-	-	-
<b>Totals</b>	<b>30-64</b>	<b>-</b>	<b>23-31</b>	<b>42</b>	<b>18</b>	<b>83</b>	<b>-</b>	<b>-</b>	<b>-</b>	<b>-</b>	<b>-</b>

DePaul	FG	3FG	FT	R	F	Pts	A	T	B	S	M
Palmer	10-18	-	8-11	19	5	28	-	-	-	-	-
Swanson	4-8	-	1-1	8	5	9	-	-	-	-	-
Mills	3-4	-	1-2	5	5	7	-	-	-	-	-
Murphy	9-25	-	3-4	7	2	21	-	-	-	-	-
Meyer	5-11	-	1-3	4	2	11	-	-	-	-	-
Flanagan	0-3	-	0-0	1	4	0	-	-	-	-	-
Birgells	1-3	-	0-0	2	1	2	-	-	-	-	-
Norris	0-3	-	0-0	1	0	0	-	-	-	-	-
<b>Totals</b>	<b>32-75</b>	<b>-</b>	<b>14-21</b>	<b>47</b>	<b>24</b>	<b>78</b>	<b>-</b>	<b>-</b>	<b>-</b>	<b>-</b>	<b>-</b>

Score by Periods	1st	2nd	OT	Total
Vanderbilt	39	37	7	83
DePaul	32	44	2	78

FG Percentage: VU 47, DU 43; FT Percentage: VU 74, DU 67  
Tournament Seeds: None  
Tournament Notes: 23-team field; Vanderbilt received a first-round bye.

## Michigan 87, Vanderbilt 85

Midwest Regional  
Regional Final  
March 13, 1965 • Lexington, Ky.



# NCAA TEAMS



## 2012 NCAA Tournament

**The 2011-12 Vanderbilt Commodores.**  
**Front Row (L-R):** Jordan Smart, Lance Goulbourne, Jeffery Taylor, Festus Ezeli, Steve Tchiengang, Aaron Noll, Brad Tinsley  
**Back Row:** James Siakam, John Jenkins, Rod Odom, Josh Henderson, Shelby Moats, Kedren Johnson, Kyle Fuller, Dai-jon Parker

## 2011 NCAA Tournament

**The 2010-11 Vanderbilt Commodores.**  
**Front Row (L-R):** Lance Goulbourne, Andre Walker, Chris Meriwether, Darshawn McClellan, Joe Duffy, Brad Tinsley, Jeffery Taylor.  
**Back Row (L-R):** James Siakam, Jordan Smart, Rod Odom, Josh Henderson, Festus Ezeli, Steve Tchiengang, Aaron Noll, John Jenkins, Kyle Fuller



## 2010 NCAA Tournament

**The 2009-10 Vanderbilt Commodores.**  
**Front Row (L-R):** Lance Goulbourne, John Jenkins, Chris Meriwether, Jermaine Beal, Brad Tinsley, Jeffery Taylor, Elliott Cole. **Back Row (L-R):** Jordan Smart, Andre Walker, Joe Duffy, Festus Ezeli, A.J. Ogilvy, Steve Tchiengang, Darshawn McClellan, Aaron Noll.





# NCAA TEAMS



## 2008 NCAA Tournament

### The 2007-08 Vanderbilt Commodores.

**Front Row (L-R):** King Rice, Brad Frederick, Alan Metcalfe, Alex Gordon, Shan Foster, Ross Neltner, Head coach Kevin Stallings, Tom Richardson, Dan Muller. **Back Row (L-R):** Manager Justin Murphy, manager Doug Browne, student trainer Chad Miles, trainer Shannon Gordon, Davis Nwankwo, Elliott Cole, Charles Hinkle, Darshawn McClellan, A.J. Ogilvy, Festus Ezeli, Joe Duffy, Jermaine Beal, George Drake, Keegan Bell, strength and conditioning coach Mark Davis, manager Julio Lupo, manager Alex Bard, manager Sam Ferry

## 2007 NCAA Tournament

### The 2006-07 Vanderbilt Commodores.


**Front Row (L-R):** King Rice, Brad Frederick, Head Coach Kevin Stallings, Derrick Byars, Ted Skuchas, Dan Cage, Tom Richardson, Dan Muller. **Back Row (L-R):** Student Manager Sam Ferry, Student Manager Alex Bard, Davis Nwankwo, Alex Gordon, Jermaine Beal, Shan Foster, Ross Neltner, Alan Metcalfe, Jejuan Brown, George Drake, Aubrey Hammond, Strength and Conditioning Coach Mark Davis, Athletic Trainer Mike Meyer, Student Manager Geoff Combs and Student Manager Julio Lupo.



## 2004 NCAA Tournament


### The 2003-04 Vanderbilt Commodores.

**Front Row (L-R):** Jeff Jackson, Brad Frederick, Head Coach Kevin Stallings, Russell Lakey, Matt Freije, Martin Schnedlitz, Scott Hundley, Tom Richardson, Dan Muller, and James Strong. **Back Row (L-R):** Student Manager Simon Lugge, Student Manager Martin Bahar, Student Manager Mike Streams, Student Manager Landon Gibbs, Mario Moore, LaBraun Andrews, Julian Terrell, Ted Skuchas, Dawid Przybyszewski, Corey Smith, Jason Holwerda, Dan Cage, Adam Payton, Academic Counselor Candice Storey, Strength and Conditioning Coach Mark Davis and Athletic Trainer Mike Meyer.





# NCAA TEAMS



## 1997 NCAA Tournament

**The 1996-97 Vanderbilt Commodores.**  
**Front Row (L-R):** Head Coach Jan van Breda Kolff, Asst. Coach Chris Walker, Atiba Prater, Drew Maddux, Howard Pride, Pax Whitehead, Dan Langhi, Asst. Coach Brian Ayers, Strength Coach Todd Suttles.  
**Back Row:** Athletic Trainer Tom Bossung, Student Athletic Trainer Ben Kamp, Vince Ford, Charlie Bennett, Austin Bates, Gianni Cugini, Billy Di Spaltro, James Strong, Brian Williams, Student Manager Chris Hubbuch, Student Manager Carter Bohn.

## 1993 NCAA Tournament

**The 1992-93 Vanderbilt Commodores.**  
**Front Row (L-R):** Assistant Coach Rick Callahan, Assistant Coach Neil Dougherty, Aaron Beth, Dan Hall, Kevin Anglin, Bruce Elder, Chris Lawson, Billy McCaffrey, Head Coach Eddie Fogler, Assistant Coach Jeff Lebo.  
**Back Row:** Student Manager Paul Nixon, Student Manager Kirk Sanders, Chad Sheron, Malik Evans, Chris Woods, Bryan Milburn, Ronnie McMahan, Frank Seckar, Athletic Trainer Paul Federici.



## 1991 NCAA Tournament

**The 1990-91 Vanderbilt Commodores.**  
**Front Row (L-R):** Assistant Coach Neil Dougherty, Assistant Coach Rick Callahan, Head Coach Eddie Fogler, Todd Milholland, Steve Grant, Scott Draud, Charles Mayes, Fred Benjamin, Assistant Coach Mark Elliott, Assistant Coach Mike Petrone, Athletic Trainer Paul Federici.  
**Back Row:** Student Manager John Deahl, Aaron Beth, Matt Maloney, Morgan Wheat, Dan Hall, Rob Nunnery, John Amaechi, Bruce Elder, Kevin Anglin, Willy Daunic, Student Manager Jef Fowler.





# NCAA TEAMS



## 1989 NCAA Tournament

**The 1988-89 Vanderbilt Commodores.**

**Front Row (L-R):** Head Coach C.M. Newton, Assistant Coach John Bostick, Assistant Coach Ed Martin, Derrick Wilcox, Barry Goheen, Barry Booker, Robbie Graham, Scott Draud, Assistant Coach Mark Elliott, Assistant Coach Mike Petrone, Athletic Trainer Paul Federici.

**Back Row:** Student Manager Mike Carmody, Kevin Ogiby, Morgan Wheat, Steve Grant, Eric Reid, Todd Milholland, Fred Benjamin, Alberto Ballestra, Frank Kornet, Charles Mayes, James Amsler, Student Manager Sean Smith.

## 1988 NCAA Tournament

**The 1987-88 Vanderbilt Commodores.**

**Front Row (L-R):** Head Coach C.M. Newton, Derrick Wilcox, Scott Draud, Barry Booker, Robert Thoele, Chip Rupp, Barry Goheen, James Amsler, Scott Laughinghouse, Mike Collett, Asst. Coach John Bostick.

**Back Row:** Student Manager Abb Hayes, Assistant Coach Mark Elliot, Assistant Coach Ed Martin, Steve Grant, Eric Reid, Fred Behjamin, Will Perdue, Frank Kornet, Charles Mays, Athletic Trainer Tim Bream, Assistant Coach Mike Petrone, Student Manager Mike Carmody.



## 1974 NCAA Tournament

**The 1973-74 Vanderbilt Commodores.**

**Front Row (L-R):** Bill Ligon, Bob Chess, Jeff Fosnes, Jan van Breda Kolff, Lee Fowler, Spence Young, Warren McSwain

**Back Row:** Joe Ford, Butch Feher, Neil DeCourcy, Mike Moore, John Norton, Terry Compton.







# NCAA TEAMS



## 1965 NCAA Tournament

**The 1964-65 Vanderbilt Commodores.**

**Front Row (L-R):** John Ed Miller, Head Coach Roy Skinner, Assistant Coach Don Knodel, Kenny Campbell.

**Back Row:** Athletic Trainer Joe Worden, Garner Petrie, Bob Grace, Ron Green, Wayne Calvert, Keith Thomas, Wayne Taylor, Kenny Gibbs, Clyde Lee, Student Manager John Tarpley.

# SEC CHAMPIONSHIP TEAMS



## The 2011-12 Vanderbilt Commodores. (Tournament Champions)

**Front Row (L-R):** Jordan Smart, Lance Goulbourne, Jeffery Taylor, Festus Ezeli, Steve Tchiengang, Aaron Noll, Brad Tinsley

**Back Row:** James Siakam, John Jenkins, Rod Odom, Josh Henderson, Shelby Moats, Kedren Johnson, Kyle Fuller, Dai-Jon Parker

## The 1992-93 Vanderbilt Commodores.

**Front Row (L-R):** Assistant Coach Rick Callahan, Assistant Coach Neil Dougherty, Aaron Beth,

Dan Hall, Kevin Anglin, Bruce Elder, Chris Lawson, Billy McCafrey, Head Coach Eddie Fogler, Assistant Coach Jeff Lebo.

**Back Row:** Student Manager Paul Nixon, Student Manager Kirk Sanders, Chad Sheron, Malik Evans, Chris Woods, Bryan Milburn, Ronnie McMahan, Frank Seckar, Athletic Trainer Paul Federici.





# SEC CHAMPIONSHIP TEAMS



## The 1973-74 Vanderbilt Commodores.

**Front Row (L-R):** Bill Ligon, Bob Chess, Jeff Fosnes, Jan van Breda Kolff, Lee Fowler, Spence Young, Warren McSwain

**Back Row:** Joe Ford, Butch Feher, Neil DeCourcy, Mike Moore, John Norton, Terry Compton.

## The 1964-65 Vanderbilt Commodores.

**Front Row (L-R):** John Ed Miller, Head Coach Roy Skinner, Assistant Coach Don Knodel, Kenny Campbell.

**Back Row:** Athletic Trainer Joe Worden, Garner Petrie, Bob Grace, Ron Green, Wayne Calvert, Keith Thomas, Wayne Taylor, Kenny Gibbs, Clyde Lee, Student Manager John Tarpley.



## The 1950-51 Vanderbilt Commodores. (Tournament Champions)

**Front Row (L-R):** Jack Heldman, Bob White, Assistant Coach David Scobey, Head Coach Bob Polk, James Clarke, Bob Dudley Smith, Athletic Trainer Joe Worden

**Back Row (L-R):** George McChesney, George Kelley, David Karkdokus, Albert Weiss, Bucky Herring, Gene Southwood, Manager Harold Lovell





# NIT BOXSCORES

## 2006 NIT

### Notre Dame 79, Vanderbilt 69

First Round

March 15, 2006 • South Bend, Ind.

Vanderbilt	FG	3FG	FT	R	F	Pts	A	T	B	S	M
Carroll, f	4-10	0-0	0-0	7	5	8	5	2	0	4	26
Foster, f	1-9	0-7	2-2	1	2	4	1	1	0	0	25
Terrell, f	8-10	0-0	0-2	4	5	16	1	2	1	1	27
Gordon, g	2-4	2-4	2-2	0	0	8	1	2	0	0	18
Byars, g	8-17	2-8	0-1	6	4	18	2	3	0	1	37
Moore	1-5	0-2	0-1	3	1	2	7	1	0	0	22
Metcalfe	1-3	0-1	0-0	5	1	2	0	0	0	0	12
Hammond	0-0	0-0	0-0	0	0	0	0	0	0	0	0+
Cage	3-7	3-6	2-2	3	1	11	1	0	0	0	30
Skuchas	0-0	0-0	0-0	1	1	0	0	0	0	0	3
Team				2							
<b>Totals</b>	<b>28-65</b>	<b>7-28</b>	<b>6-10</b>	<b>32</b>	<b>20</b>	<b>69</b>	<b>18</b>	<b>11</b>	<b>1</b>	<b>6</b>	<b>200</b>

Notre Dame	FG	3FG	FT	R	F	Pts	A	T	B	S	M
Kurz, f	2-4	1-1	4-4	9	0	9	2	0	1	1	35
Francis, f	10-14	0-0	3-5	11	4	23	2	2	0	1	35
Quinn, g	5-12	2-6	3-4	4	2	15	9	2	0	1	37
Falls, g	4-9	4-8	3-5	2	1	15	2	1	0	0	35
Carter, g	2-3	1-2	3-4	4	3	8	3	4	0	2	29
Cornett	1-2	0-0	0-0	1	3	2	0	1	0	0	7
McAlarney	3-5	1-2	0-0	0	1	7	0	4	0	3	21
Ayers	0-0	0-0	0-0	0	0	0	0	0	0	0	1
Team				3							
<b>Totals</b>	<b>27-49</b>	<b>9-19</b>	<b>16-22</b>	<b>34</b>	<b>14</b>	<b>79</b>	<b>18</b>	<b>15</b>	<b>1</b>	<b>8</b>	<b>200</b>

By Periods	1	2	F
Vanderbilt	35	34	69
Notre Dame	38	41	79

FG Percentage: VU 43.1, ND 55.1;  
 3-Point FG Percentage: VU 25.0, ND 47.4;  
 FT Percentage: VU 60.0, ND 72.7; Attendance: 3,314

## 2005 NIT

### Vanderbilt 67, Indiana 60

First Round

March 16, 2005 • Bloomington, Ind.

Vanderbilt	FG	3FG	FT	R	F	Pts	A	T	B	S	M
Carroll, f	4-6	1-1	0-0	3	2	9	0	1	0	1	23
Foster, f	3-7	2-4	3-4	3	4	11	0	2	1	0	32
Terrell, f	3-7	0-0	2-4	5	2	8	4	4	1	1	28
Moore, g	2-3	0-1	0-0	5	2	4	4	3	0	3	32
Smith, g	8-14	1-3	8-9	5	4	25	3	3	0	0	35
Gordon	1-2	1-1	1-2	2	0	4	0	0	0	0	7
Holwerda	3-5	0-0	0-0	4	2	6	4	1	0	0	29
Przyby	0-3	0-0	0-0	0	0	0	1	0	0	0	8
Skuchas	0-1	0-0	0-0	1	4	0	0	3	1	0	6
TEAM				4							
<b>Totals</b>	<b>24-48</b>	<b>5-13</b>	<b>14-19</b>	<b>32</b>	<b>20</b>	<b>67</b>	<b>16</b>	<b>17</b>	<b>3</b>	<b>5</b>	

Indiana	FG	3FG	FT	R	F	Pts	A	T	B	S	M
White, f	3-6	0-0	0-0	5	2	6	0	1	2	1	26
Vaden, f	3-6	0-1	7-7	4	3	13	0	4	0	2	31
Wright, g	7-15	2-7	1-2	4	2	17	1	2	1	1	34
Wilmont, g	1-6	0-1	2-4	7	4	4	0	1	1	1	27
Strckind, g	3-10	1-5	3-5	2	1	10	3	2	0	1	38
Ewing	0-2	0-0	0-0	2	2	0	0	2	0	1	8
Hardy	3-6	0-1	1-2	2	1	7	0	0	0	1	16
Suhr	1-3	1-2	0-0	2	2	3	0	0	0	0	12
Ratliff	0-2	0-1	0-0	0	0	0	1	1	0	0	7
Roberts	0-0	0-0	0-0	0	0	0	0	0	0	0	1
TEAM				4							
<b>Totals</b>	<b>21-56</b>	<b>4-18</b>	<b>14-20</b>	<b>32</b>	<b>17</b>	<b>60</b>	<b>5</b>	<b>13</b>	<b>4</b>	<b>8</b>	

By Periods	1	2	F
Vanderbilt	31	36	67
Indiana	26	34	60

FG Percentage: VU 50.0, IU 37.5;  
 3-Point FG Percentage: VU 38.5, IU 22.2;  
 FT Percentage: VU 73.7, IU 70.0; Attendance: 5,113

## Vanderbilt 65, Wichita St. 63

Second Round

March 21, 2005 • Nashville, Tenn.

Vanderbilt	FG	3FG	FT	R	F	Pts	A	T	B	S	M
Coulsnrd, f	4-7	0-3	3-3	7	3	11	2	0	0	2	29
Howard, f	2-7	0-1	3-6	7	3	7	1	3	1	1	33
Miller, c	4-9	0-0	5-6	6	2	13	0	2	0	1	30
Burns, g	3-9	1-4	4-4	6	1	11	1	1	0	0	32
Liberty, g	0-1	0-1	0-1	0	1	0	0	2	1	0	15
Ogirri	2-6	2-5	1-2	0	0	7	2	1	0	0	16
Braeuer	4-4	3-3	0-0	0	1	11	1	2	0	0	18
Wilson	1-3	0-0	0-0	4	4	2	0	3	0	0	14
Kampman	0-1	0-1	1-2	0	0	1	0	1	0	0	11
Walls	0-0	0-0	0-0	0	0	0	0	0	0	0	2
TEAM				6							
<b>Totals</b>	<b>20-47</b>	<b>6-18</b>	<b>17-24</b>	<b>36</b>	<b>15</b>	<b>63</b>	<b>7</b>	<b>15</b>	<b>2</b>	<b>4</b>	

Vanderbilt	FG	3FG	FT	R	F	Pts	A	T	B	S	M
Foster, f	3-8	2-5	1-2	1	1	9	2	1	0	0	31
Terrell, f	5-11	0-0	4-7	14	3	14	2	4	2	2	34
Smith, f	3-6	0-1	1-3	2	4	7	3	2	0	1	30
Moore, g	10-21	9-16	2-2	3	2	31	1	0	0	0	31
Carroll, g	1-3	0-1	0-0	8	2	2	1	0	1	0	24
Gordon	0-2	0-1	0-0	0	2	0	0	0	0	0	8
Holwerda	0-1	0-0	0-0	1	4	0	2	2	0	2	17
Przyby	0-1	0-1	0-0	0	0	0	0	0	0	0	7
Cage	1-2	0-1	0-0	1	2	2	1	1	0	2	12
Skuchas	0-1	0-0	0-0	1	0	0	0	1	1	0	6
<b>Totals</b>	<b>23-56</b>	<b>11-26</b>	<b>8-14</b>	<b>31</b>	<b>20</b>	<b>65</b>	<b>12</b>	<b>11</b>	<b>4</b>	<b>7</b>	

By Periods	1	2	F
Wichita State	23	40	63
Vanderbilt	32	33	65

FG Percentage: WSU 42.6, VU 41.1;  
 3-Point FG Percentage: WSU 33.3, VU 42.3;  
 FT Percentage: WSU 70.8, VU 57.1; Attendance: 5,354

## Memphis 81, Vanderbilt 68

Third Round

March 23, 2005 • Memphis, Tenn.

Vanderbilt	FG	3FG	FT	R	F	Pts	A	T	B	S	M
Carroll, f	2-5	1-1	0-0	1	2	5	1	1	0	2	18
Foster, f	9-17	6-11	1-1	3	2	25	0	0	0	0	36
Terrell, f	3-7	0-0	5-6	6	5	11	2	2	1	0	19
Moore, g	3-10	1-6	1-2	2	2	8	3	3	0	1	33
Smith, g	3-11	0-3	0-0	3	4	6	4	1	0	4	33
Gordon	1-5	0-2	0-0	2	0	2	1	0	0	1	7
Holwerda	1-2	0-1	2-2	2	4	4	2	2	0	0	19
Metcalfe	0-1	0-1	0-0	0	0	0	0	0	0	0	1
Przyby	2-5	1-3	0-1	4	1	5	1	2	0	0	17
Cage	0-0	0-0	0-0	0	2	0	1	1	0	0	8
Skuchas	1-1	0-0	0-2	2	3	2	1	0	1	0	9
TEAM				2							
<b>Totals</b>	<b>25-64</b>	<b>9-28</b>	<b>9-14</b>	<b>27</b>	<b>25</b>	<b>68</b>	<b>16</b>	<b>12</b>	<b>2</b>	<b>8</b>	

Memphis	FG	3FG	FT	R	F	Pts	A	T	B	S	M
Erwin, f	2-5	0-0	6-6	15	2	10	1	3	3	1	30
Barclay, f	1-2	0-0	0-0	8	1	2	1	1	0	0	25
Hunt, g	2-6	0-2	0-0	1	1	4	0	1	0	0	10
Rice, g	4-10	2-6	1-3	3	1	11	1	2	0	2	36
Wshngtn, g	5-8	1-1	12-13	1	3	23	7	5	0	3	35
Williams	1-4	0-0	0-0	4	2	2	1	2	0	0	22
Thiero	0-0	0-0	0-0	0	0	0	0	0	0	0	1
Carney	8-13	2-3	8-9	2	3	26	0	0	3	1	31
Njoya	0-0	0-0	0-0	0	0	0	0	0	0	0	1
Dorsey	1-1	0-0	1-2	3	4	3	0	2	2	1	9
TEAM				3							
<b>Totals</b>	<b>24-49</b>	<b>5-12</b>	<b>28-33</b>	<b>40</b>	<b>17</b>	<b>81</b>	<b>11</b>	<b>16</b>	<b>8</b>	<b>8</b>	

By Periods	1	2	F
Vanderbilt	29	39	68
Memphis	36	45	81

FG Percentage: VU 39.1, UM 49.0;  
 3-Point FG Percentage: VU 32.1, UM 41.7;  
 FT Percentage: VU 64.3, UM 84.8;  
 Attendance: 9,770

## 2002 NIT

### Vanderbilt 59, Houston 50

First Round

March 13, 2002 • Nashville, Tenn.

Houston	FG	3FG	FT	R	F	Pts	A	T	B	S	M
Truscott	5-15	0-2	3-5	12	0	13	2	2	0	0	38
Williams	2-7	1-3	0-0	11	4	5	0	2	1	1	25
Okafor	3-13	0-0	3-10	9	1	9	1	2	0	1	35
Smith	3-12	2-5	1-1	4	4	9	2	2	0	0	34
Oliver	3-8	0-3	2-2	2	4	8	1	1	0	0	35
McGuire	0-2	0-0	0-0	2	1	0	1	0	1	0	8
Shelton	2-3	2-3	0-0	4	2	6	1	2	0	0	25
TEAM				2							
<b>Totals</b>	<b>18-60</b>	<b>5-16</b>	<b>9-18</b>	<b>46</b>	<b>16</b>	<b>50</b>	<b>8</b>	<b>11</b>	<b>2</b>	<b>2</b>	<b>200</b>

Vanderbilt	FG	3FG	FT	R	F	Pts	A	T	B
------------	----	-----	----	---	---	-----	---	---	---



# NIT BOXSCORES

## 2000 NIT

### Wake Forest 83, Vanderbilt 68

First Round

March 14, 2000 • Nashville, Tenn.

Wake Forest	FG	3FG	FT	R	F	Pts	A	T	B	S	M
Howard	7-13	2-6	1-3	5	1	17	1	1	3	1	29
Songaila	4-7	0-0	3-3	3	4	11	1	2	1	1	14
Vidaurreta	3-6	0-0	0-1	9	5	6	0	3	1	3	29
O'Kelley	2-10	0-7	0-0	1	1	4	4	0	0	1	29
Murray	1-2	0-0	0-0	2	1	2	3	2	0	0	23
Hicks	2-3	1-2	1-2	2	2	6	3	1	0	1	10
Fitzpatrick	0-0	0-0	0-0	0	0	0	0	0	0	0	1
Fuller	0-0	0-0	0-0	0	0	0	0	0	0	0	1
Scott	6-7	0-0	0-0	1	4	12	0	0	2	0	13
Dawson	7-11	4-7	1-1	7	1	19	4	1	0	0	27
Shoemaker	3-4	0-0	0-0	8	3	6	3	2	0	0	24
TEAM				1							
<b>Totals</b>	<b>35-63</b>	<b>7-22</b>	<b>6-10</b>	<b>39</b>	<b>22</b>	<b>83</b>	<b>19</b>	<b>12</b>	<b>7</b>	<b>7</b>	<b>200</b>

Vanderbilt	FG	3FG	FT	R	F	Pts	A	T	B	S	M
Williams	2-7	0-1	4-6	7	3	8	0	0	0	0	23
Langhi	6-16	1-3	7-7	6	3	20	2	3	0	0	36
LaPointe	4-8	1-1	2-4	2	0	11	1	1	0	1	20
Prater	5-7	0-1	1-2	2	1	11	3	2	0	0	36
Strong	0-5	0-0	0-2	2	2	0	4	3	0	1	33
Coulibaly	1-2	0-0	0-0	4	1	2	0	2	0	0	7
Howard	6-15	4-10	0-0	4	1	16	0	1	0	0	33
Jones	0-1	0-1	0-0	0	0	0	1	0	0	0	12
TEAM				5							
<b>Totals</b>	<b>24-61</b>	<b>6-17</b>	<b>14-21</b>	<b>32</b>	<b>11</b>	<b>68</b>	<b>11</b>	<b>12</b>	<b>0</b>	<b>2</b>	<b>200</b>

By Periods: 1 2 F  
Wake Forest 39 44 83  
Vanderbilt 31 37 68

### Georgia 79, Vanderbilt 65

Third Round

March 19, 1998 • Athens, Ga.

Vanderbilt	FG	3FG	FT	R	F	Pts	A	T	B	S	M
Ford	3-8	2-2	2-2	5	1	10	3	6	0	1	30
LaPointe	3-5	0-1	0-0	1	3	6	1	0	0	0	17
Bates	2-6	0-0	5-6	5	5	9	1	3	0	1	29
Strong	4-7	0-0	2-2	3	3	10	0	3	0	3	32
Maddux	6-17	5-12	2-2	7	2	19	7	2	0	1	39
Prater	0-0	0-0	0-0	0	0	0	0	0	0	0	16
Cugini	0-0	0-0	0-0	0	0	0	0	0	0	0	1
A. Williams	0-2	0-0	0-0	4	3	0	0	0	0	0	9
Langhi	5-11	0-4	1/3	8	3	11	1	2	1	0	27
TEAM				4		1					
<b>Totals</b>	<b>23-56</b>	<b>7-19</b>	<b>12-15</b>	<b>37</b>	<b>20</b>	<b>65</b>	<b>13</b>	<b>17</b>	<b>1</b>	<b>6</b>	<b>200</b>

Georgia	FG	3FG	FT	R	F	Pts	A	T	B	S	M
J. Jones	9-18	2-6	0-0	12	2	20	0	2	2	1	36
Chadwick	2-7	0-2	2-2	5	3	6	2	4	1	2	25
Brown	2-3	0-0	5-5	3	3	9	0	0	0	0	18
Smith	1-7	0-4	3-5	3	0	5	11	1	1	3	37
Harrison	3-11	2-6	2-2	2	0	10	2	2	0	3	29
A. Jones	1-2	0-1	0-0	2	2	1	0	0	0	0	4
Ransom	2-2	1-1	0-0	4	1	5	0	0	0	0	16
Hall	5-5	0-0	2-4	4	2	12	0	1	1	0	18
Dukes	3-9	2-7	2-3	1	1	10	1	1	0	0	16
Dryden	0-1	0-1	0-0	0	0	0	0	0	0	0	1
<b>Totals</b>	<b>28-65</b>	<b>7-28</b>	<b>16-21</b>	<b>38</b>	<b>14</b>	<b>79</b>	<b>17</b>	<b>11</b>	<b>5</b>	<b>9</b>	<b>200</b>

By Periods: 1 2 F  
Vanderbilt 32 33 65  
Georgia 31 48 79

FG Percentage: VU 41, UG 43; 3FG Percentage: VU 37, UG 25;  
FT Percentage: VU 80, UG 76; Attendance: 4,312

## 1998 NIT

### Vanderbilt 73, St. Bonaventure 61

First Round

March 11, 1998 • Nashville, Tenn.

St. Bonaventure	FG	3FG	FT	R	F	Pts	A	T	B	S	M
Singleton	2-6	2-5	3-3	3	4	9	3	4	1	2	32
Durham	1-4	0-0	0-0	3	3	2	1	0	0	4	23
Cyrus	2-4	0-0	2-2	5	4	6	0	3	1	0	35
Palmer	6-14	0-3	3-6	5	5	15	2	3	0	0	33
Winn	4-10	1-7	1-2	2	5	10	3	2	0	1	36
Capers	6-9	2-4	2-2	3	1	16	0	3	0	1	18
King	0-1	0-1	1-2	1	0	1	0	0	0	0	1
Van Paassen	1-2	0-0	0-0	1	3	2	0	2	0	0	12
Lumsdon	0-0	0-0	0-0	2	1	0	1	0	0	0	10
TEAM				2	1	0					
<b>Totals</b>	<b>22-50</b>	<b>5-20</b>	<b>12-17</b>	<b>27</b>	<b>27</b>	<b>61</b>	<b>10</b>	<b>17</b>	<b>2</b>	<b>8</b>	<b>200</b>

Vanderbilt	FG	3FG	FT	R	F	Pts	A	T	B	S	M
Ford	2-5	0-2	4-4	3	0	8	2	1	0	4	28
LaPointe	2-6	0-0	6-6	6	3	10	1	3	1	0	26
Bates	6-10	0-0	2-4	7	4	14	0	3	1	1	33
Strong	1-4	1-3	2-4	1	2	5	3	3	1	0	27
Maddux	3-8	1-6	6-8	4	0	15	7	5	0	1	39
A. Williams	2-5	0-0	1-2	5	3	5	0	0	0	0	16
Langhi	6-11	1-3	3-4	2	1	16	1	0	0	1	31
TEAM				4		0					
<b>Totals</b>	<b>22-49</b>	<b>3-14</b>	<b>26-33</b>	<b>32</b>	<b>13</b>	<b>73</b>	<b>14</b>	<b>15</b>	<b>3</b>	<b>7</b>	<b>200</b>

By Periods	1	2	F
SBU	25	36	61
Vanderbilt	26	47	73

FG Percentage: VU 44, SB 45; 3FG Percentage: VU 25, SB 21;  
FT Percentage: VU 71, SB 79 Attendance: 2,311

## Vanderbilt 72, Wake Forest 68

Second Round

March 17, 1998 • Winston-Salem, N.C.

Vanderbilt	FG	3FG	FT	R	F	Pts	A	T	B	S	M
Ford	1-5	0-1	0-0	5	1	2	3	0	1	1	34
LaPointe	2-3	0-1	2-4	0	4	6	0	0	0	0	16
Bates	5-12	0-0	1-3	9	4	11	1	1	0	0	30
Strong	3-6	0-1	5-6	3	0	11	3	1	0	1	35
Maddux	5-13	2-5	5-5	3	2	17	3	3	0	0	40
A. Williams	2-5	0-0	2-3	6	1	6	0	0	0	0	15
Langhi	6-10	2-4	5-5	9	2	19	1	3	1	0	30
TEAM				4		1					
<b>Totals</b>	<b>24-54</b>	<b>4-12</b>	<b>20-26</b>	<b>39</b>	<b>14</b>	<b>72</b>	<b>11</b>	<b>9</b>	<b>2</b>	<b>2</b>	<b>200</b>

Wake Forest	FG	3FG	FT	R	F	Pts	A	T	B	S	M
Arinze	3-7	0-0	1-2	6	3	7	2	2	0	0	26
Shoemaker	2-3	0-0	0-0	2	3	4	0	1	1	0	26
Vidaurreta	4-6	0-0	0-1	7	2	8	1	0	1	1	36
O'Kelley	4-11	2-6	1-2	0	2	11	2	1	0	1	31
Rutland	5-13	3-8	2-2	1	2	15	6	0	0	0	36
Goolsby	2-8	2-8	2-4	6	1	8	3	0	2	0	19
Braswell	5-9	2-5	0-0	2	5	12	2	0	0	1	18
Amonett	1-2	1-2	0-0	3	2	3	0	0	0	0	8
<b>Totals</b>	<b>26-59</b>	<b>10-29</b>	<b>6-11</b>	<b>28</b>	<b>20</b>	<b>68</b>	<b>16</b>	<b>4</b>	<b>4</b>	<b>3</b>	<b>200</b>

By Periods	1	2	F
Vanderbilt	35	37	72
Wake Forest	34	34	68

FG Percentage: VU 44, WF 44; 3FG Percentage: VU 33, WF 35;  
FT Percentage: VU 77, WF 55; Attendance: 8,713

## 1996 NIT

### Vanderbilt 86, Ark-Little Rock 80

First Round

March 13, 1996 • Nashville, Tenn.

Ark-Little Rock	FG	3FG	FT	R	F	Pts	A	T	B	S	M
Smith	3-8	1-2	0-0	4	4	7	2	3	0	0	28
Stephens	5-8	1-1	2-3	5	3	13	1	3	0	2	30
Dobbins	11-15	0-0	4-9	7	5	26	0	2	2	0	26
Fisher	1-6	0-2	4-5	3	3	6	7	5	0	3	39
Dixon	7-15	2-5	1-1	2	3	17	1	3	0	1	36
Wesley	2-5	0-1	1-1	4	2	5	1	0	0	1	20
Dnd'son	3-4	0-0	0-2	1	4	6	0	0	0	1	18
<b>Totals</b>	<b>32-61</b>	<b>4-11</b>	<b>12-21</b>	<b>31</b>	<b>24</b>	<b>80</b>	<b>13</b>	<b>17</b>	<b>2</b>	<b>8</b>	<b>200</b>

Vanderbilt	FG	3FG	FT	R	F	Pts	A	T	B	S	M
Pride	4-7	2-4	0-0	2	4	10	0	2	0	0	27
Seckar	9-15	5-10	2-2	4	1	25	4	3	0	2	37
Evans	5-10	0-0	7-8	6	3	17	1	2	2	1	31
Maddux	2-8	0-3	5-6	4	1	9	4	1	0	1	35
Cugini	0-0	0-0	0-2	2	2	0	0	1	0	1	8
Bates	3-6	0-0	0-0	2	2	6	2	3	1	0	17
DiSpaltro	2-2	0-0	4-6	3	4	8	0	1	0	1	24
Whitehead	3-5	0-0	5-6	4	2	11	0	4	0	3	21
<b>Totals</b>	<b>28-53</b>	<b>7-17</b>	<b>23-30</b>	<b>30</b>	<b>19</b>	<b>86</b>	<b>11</b>	<b>17</b>	<b>3</b>	<b>9</b>	<b>200</b>

By Periods	1	2	F
UALR	33	47	80
Vanderbilt	33	53	86

FG Percentage: UALR 53, VU 53;  
3FG Percentage: UALR 36, VU 41;  
FT Percentage: UALR 57, VU 77

## South Carolina 80, Vanderbilt 70

Second Round

March 18, 1996 • Columbia, S.C.



# NIT BOXSCORES

## 1994 NIT - NIT Runner-Up Vanderbilt 77, Oklahoma 67

First Round

March 16, 1994 • Norman, Okla.

Vanderbilt	FG	3FG	FT	R	F	Pts	A	T	B	S	M
McCaffrey	7-16	0-1	2-2	3	0	16	2	4	0	2	36
Lawson	5-9	0-0	1-3	8	3	11	3	3	0	0	29
Hall	2-4	0-0	0-0	5	4	4	1	1	0	0	13
Seckar	4-11	3-7	0-0	0	2	11	4	3	0	2	34
Sheron	3-7	2-6	3-4	2	0	11	1	0	0	0	23
McMahan	3-7	2-4	2-2	1	0	10	5	0	2	3	25
Milburn	4-6	0-0	4-6	11	1	12	0	2	2	0	28
Evans	0-2	0-0	2-2	2	0	2	1	0	0	0	4
Woods	0-0	0-0	0-0	1	4	0	0	1	0	0	7
Bates	0-0	0-0	0-0	0	0	0	0	0	0	0	1
<b>Totals</b>	<b>28-62</b>	<b>7-18</b>	<b>14-19</b>	<b>39</b>	<b>14</b>	<b>77</b>	<b>17</b>	<b>14</b>	<b>4</b>	<b>7</b>	<b>200</b>

Oklahoma	FG	3FG	FT	R	F	Pts	A	T	B	S	M
Minor	10-17	1-4	0-0	9	4	21	2	0	0	1	37
Webster	11-22	0-0	1-2	8	1	23	1	2	0	1	36
Ontjes	1-3	0-0	0-0	0	5	2	4	3	0	2	29
Curry	3-10	0-5	0-1	5	2	6	5	3	0	2	33
Conley	6-11	0-0	2-3	7	3	14	0	2	0	0	24
Yanish	0-0	0-0	0-0	0	1	0	0	0	0	0	4
Lewis	0-6	0-3	1-2	6	2	1	2	2	0	0	27
Barnes	0-1	0-1	0-0	1	0	0	1	1	0	0	3
Mayden	0-2	0-0	0-2	2	0	0	0	0	0	0	6
Aixndr	0-0	0-0	0-0	0	1	0	0	0	0	0	2
<b>Totals</b>	<b>31-72</b>	<b>1-13</b>	<b>4-10</b>	<b>41</b>	<b>19</b>	<b>67</b>	<b>15</b>	<b>13</b>	<b>0</b>	<b>6</b>	<b>200</b>

By Periods	1	2	F
Vanderbilt	30	47	77
Oklahoma	34	33	67

FG Percentage: VU 45, OU 40; 3FG Percentage: VU 39, OU 8; FT Percentage: VU 74, OU-40; Attendance: 5,600

## Vanderbilt 78, New Orleans 59

Second Round

March 21, 1994 • Nashville, Tenn.

New Orleans	FG	3FG	FT	R	F	Pts	A	T	B	S	M
Madison	4-14	1-9	1-2	3	3	10	1	0	0	0	29
Simon	7-19	0-0	1-2	16	3	15	2	2	0	1	34
McDnld	2-3	0-0	1-2	4	4	5	0	1	0	0	17
Mason	2-9	0-0	3-4	4	5	7	2	3	0	1	28
Williams	1-7	1-3	0-0	3	2	3	2	3	0	1	30
Matthews	1-5	0-4	0-0	2	0	2	1	2	0	3	19
Willghby	6-11	0-5	3-3	7	0	15	0	0	0	2	27
Inman	1-1	0-0	0-0	0	0	2	0	1	0	0	3
Smith	0-2	0-2	0-0	1	0	0	1	0	0	0	11
Conerly	0-0	0-0	0-0	0	0	0	0	0	0	0	1
Zelenbaba	0-0	0-0	0-0	0	0	0	1	0	0	0	1
<b>Totals</b>	<b>24-71</b>	<b>2-23</b>	<b>9-13</b>	<b>44</b>	<b>17</b>	<b>59</b>	<b>10</b>	<b>12</b>	<b>0</b>	<b>8</b>	<b>200</b>

Vanderbilt	FG	3FG	FT	R	F	Pts	A	T	B	S	M
Seckar	3-4	1-1	3-3	3	2	10	7	0	0	3	30
McCaffrey	8-14	2-3	2-2	3	1	20	2	5	0	1	33
McMahan	4-9	1-3	0-1	2	0	9	4	0	0	0	31
Hall	3-6	0-0	0-2	5	2	6	2	2	0	1	21
Lawson	8-14	0-0	2-4	4	1	18	1	0	1	1	26
Woods	1-2	0-0	1-1	2	0	3	0	0	2	0	10
Milburn	0-3	0-0	2-2	8	1	2	2	1	1	0	20
Sheron	1-1	1-1	0-0	0	2	3	0	1	0	0	10
Evans	1-3	0-1	2-2	1	3	4	0	1	0	0	10
Beth	1-2	1-2	0-0	1	1	3	3	1	0	0	5
Bates	0-0	0-0	0-0	0	0	0	0	0	0	0	2
Pride	0-0	0-0	0-0	1	0	0	1	0	0	0	2
<b>Totals</b>	<b>30-58</b>	<b>6-11</b>	<b>12-17</b>	<b>35</b>	<b>13</b>	<b>78</b>	<b>22</b>	<b>11</b>	<b>4</b>	<b>6</b>	<b>200</b>

By Periods	1	2	F
New Orleans	23	36	59
Vanderbilt	36	42	78

FG Percentage: UNO 34, VU 52; 3FG Percentage: UNO 9, VU 55; FT Percentage: UNO 69, VU 71; Attendance: 6,639

## Vanderbilt 89, Clemson 74

Third Round

March 23, 1994 • Nashville, Tenn.

Clemson	FG	3FG	FT	R	F	Pts	A	T	B	S	M
Gray	10-20	1-3	3-6	10	5	24	2	3	0	1	36
Ragland	4-5	0-1	0-0	1	1	8	0	1	0	0	21
Wright	5-11	0-1	5-5	6	4	15	0	2	2	0	25
Richie	0-4	0-1	2-2	0	4	2	6	2	0	2	26
Brown	5-11	4-6	0-0	2	2	14	2	1	0	1	35
Code	0-3	0-2	0-0	2	1	0	1	1	0	1	14
Bck'ham	3-4	0-0	2-6	6	5	8	1	1	0	0	17
Martin	0-1	0-1	0-0	0	0	0	0	0	0	0	4
Wallace	1-9	1-8	0-0	3	1	3	0	0	0	0	22
<b>Totals</b>	<b>24-71</b>	<b>2-23</b>	<b>9-13</b>	<b>44</b>	<b>17</b>	<b>59</b>	<b>10</b>	<b>12</b>	<b>0</b>	<b>8</b>	<b>200</b>

Vanderbilt	FG	3FG	FT	R	F	Pts	A	T	B	S	M
Seckar	5-5	4-4	1-2	4	2	15	5	1	0	2	33
McCaffrey	10-14	4-4	3-3	0	2	27	4	1	0	2	33
McMahan	5-14	1-8	1-1	4	1	12	4	3	0	0	33
Hall	2-3	0-0	0-1	4	3	4	3	2	3	2	20
Lawson	5-7	0-0	6-7	4	4	16	1	3	0	0	34
Evans	3-5	0-0	2-4	6	1	8	2	2	0	0	17
Milburn	1-1	0-0	1-2	3	2	3	2	3	1	0	19
Woods	0-0	0-0	0-0	0	3	0	0	0	0	0	6
Sheron	0-1	0-0	0-0	0	0	0	0	0	0	0	2
Beth	0-0	0-0	3-4	0	0	3	0	0	0	0	1
Bates	0-1	0-0	0-0	1	0	0	0	0	0	0	1
Pride	0-0	0-0	1-2	2	0	1	0	0	0	0	1
<b>Totals</b>	<b>31-51</b>	<b>9-16</b>	<b>18-26</b>	<b>33</b>	<b>18</b>	<b>89</b>	<b>22</b>	<b>13</b>	<b>3</b>	<b>7</b>	<b>200</b>

By Periods	1	2	F
Clemson	33	41	74
Vanderbilt	49	40	89

FG Percentage: CU 41, VU 61; 3FG Percentage: CU 26, VU 56; FT Percentage: CU 63, VU 69; Attendance: 5,327

## Vanderbilt 82, Kansas State 76

National Semifinal

March 28, 1994 • New York, N.Y.

Vanderbilt	FG	3FG	FT	R	F	Pts	A	T	B	S	M
Seckar	2-3	0-1	1-3	3	2	5	4	3	0	2	37
McCaffrey	8-14	2-3	10-10	4	3	28	5	3	0	1	37
Hall	0-1	0-0	1-2	4	3	1	0	2	1	0	19
McMahan	9-16	3-7	6-6	2	4	27	4	1	0	0	39
Lawson	5-8	0-0	7-11	5	3	17	0	2	0	0	33
Milburn	0-0	0-0	0-0	3	4	0	0	0	0	0	17
Evans	0-0	0-0	0-0	0	0	0	0	1	0	0	5
Woods	0-0	0-0	0-0	0	3	0	0	0	1	0	7
Sheron	2-3	0-0	0-0	1	1	4	0	0	0	0	6
<b>Totals</b>	<b>26-46</b>	<b>5-11</b>	<b>25-32</b>	<b>29</b>	<b>23</b>	<b>82</b>	<b>13</b>	<b>12</b>	<b>2</b>	<b>3</b>	<b>200</b>

Kansas State	FG	3FG	FT	R	F	Pts	A	T	B	S	M
Davis	2-11	1-2	5-7	8	3	10	0	0	0	0	30
Noland	3-7	1-2	3-4	4	4	10	1	0	0	5	31
Cn'ham	5-7	1-1	1-4	7	5	12	2	4	0	0	35
Beane	5-14	5-9	4-4	4	3	19	1	0	0	0	37
Jones	4-11	1-6	8-8	5	4	17	3	5	0	0	31
Lucas	1-3	0-0	3-4	1	1	5	2	0	0	0	16
Gavin	0-1	0-1	0-0	2	5	0	0	1	0	0	13
Hm'ton	1-2	0-0	0-0	1	0	2	0	0	0	0	4
Hill	0-0	0-0	1-2	0	1	1	0	1	0	0	3
Warta	0-0	0-0	0-0	0	0	0	0	0	0	0	0
<b>Totals</b>	<b>21-56</b>	<b>9-21</b>	<b>25-33</b>	<b>35</b>	<b>26</b>	<b>76</b>	<b>9</b>	<b>12</b>	<b>0</b>	<b>5</b>	<b>200</b>

By Periods	1	2	F
Vanderbilt	32	50	82
Kansas St.	29	47	76

FG Percentage: VU 57, KS 38; 3FG Percentage: VU 46, KS 43; FT Percentage: VU 78, KS 76

## Villanova 80, Vanderbilt 73

National Final

March 30, 1994 • New York, N.Y.

Vanderbilt	FG	3FG	FT	R	F	Pts	A	T	B	S	M
Seckar	10-17	8-12	2-3	3	2	30	4	3	0	1	39
McCaffrey	2-11	1-3	0-0	4	2	5	4	2	0	1	36
Hall	1-4	0-0	0-0	6	3	2	3	1	0	0	22
McMahan	6-12	3-7	5-5	8	3	20	2	2	2	2	35
Lawson	7-12	0-0	2-4	6	2	16	1	1	0	0	33
Milburn	0-2	0-0	0-0	1	2	0	0	1	1	0	23
Evans	0-1	0-0	0-0	1	0	0	0	2	0	0	3
Woods	0-1	0-0	0-2	2	0	0	0	0	0	0	2
Sheron	0-1	0-0	0-0	2	0	0	0	0	0	0	7
<b>Totals</b>	<b>26-61</b>	<b>12-22</b>	<b>9-14</b>	<b>39</b>	<b>14</b>	<b>73</b>	<b>14</b>	<b>13</b>	<b>3</b>	<b>4</b>	<b>200</b>

Villanova	FG	3FG	FT	R	F	Pts	A	T	B	S	M
Eberz	6-14	2-9	2-2	7	2	16	0	2	1	0	



# NIT BOXSCORES

## 1990 NIT

### NIT Champions

#### Vanderbilt 98, La. Tech 90 (OT)

First Round

March 17, 1990 • Nashville, Tenn.

Louisiana Tech	FG	3FG	FT	R	F	Pts	A	T	B	S	M
Dade	4-7	0-0	2-6	3	5	10	1	3	0	0	31
Powell	7-10	0-0	3-4	6	2	17	5	3	0	3	40
Bwman	3-5	0-0	1-2	1	5	7	1	2	1	0	15
Guillory	2-5	1-2	2-3	6	5	7	6	5	0	2	38
Gibbs	11-16	6-10	3-3	3	2	31	2	2	0	1	36
Mason	0-1	0-0	0-0	1	1	0	0	2	0	0	8
G'smith	1-2	0-0	0-0	0	4	2	0	2	0	0	10
Crawford	0-0	0-0	0-0	0	1	0	0	0	0	0	5
Brown	6-12	0-0	2-2	9	5	14	2	1	1	1	33
Sprding	0-0	0-0	2-2	0	1	2	2	0	0	0	9
<b>Totals</b>	<b>34-58</b>	<b>7-12</b>	<b>15-22</b>	<b>30</b>	<b>31</b>	<b>90</b>	<b>19</b>	<b>20</b>	<b>2</b>	<b>7</b>	<b>225</b>

Vanderbilt	FG	3FG	FT	R	F	Pts	A	T	B	S	M
Anglin	2-8	0-2	1-3	1-0	1	5	6	0	0	3	31
Grant	4-6	0-0	1-3	6	5	9	1	2	2	2	24
Reid	6-15	0-0	5-8	11	5	17	1	3	0	1	32
Wilcox	4-9	4-5	5-6	2	1	17	3	4	0	0	38
Draud	6-13	1-5	9-11	1	2	22	1	1	0	0	27
Milholland	3-10	0-0	4-4	4	3	10	1	2	0	0	31
Wheat	4-6	1-1	2-3	5	2	11	2	1	0	0	22
Mayes	2-3	1-2	2-2	3	2	7	0	1	0	0	20
<b>Totals</b>	<b>31-70</b>	<b>7-15</b>	<b>29-40</b>	<b>44</b>	<b>21</b>	<b>98</b>	<b>15</b>	<b>15</b>	<b>2</b>	<b>6</b>	<b>225</b>

By Periods	1	2	OT	F
La. Tech	40	40	10	90
Vanderbilt	27	53	18	98

FG Percentage: LT 59, VU 44; 3FG Percentage: LT 58, VU 47;  
FT Percentage: LT 68, VU 73; Attendance: 6,659

## Vanderbilt 89, Tennessee 85

Second Round

March 19, 1990 • Nashville, Tenn.

Tennessee	FG	3FG	FT	R	F	Pts	A	T	B	S	M
Houston	12-22	5-11	2-2	4	2	31	5	3	0	0	39
Reese	0-0	0-0	0-0	2	3	0	1	1	0	0	15
Lockhart	11-14	0-0	1-2	7	4	23	0	1	2	4	33
Price	2-4	0-1	0-0	4	3	4	7	2	0	0	37
Bell	6-13	3-6	4-4	2	3	19	0	1	0	2	32
Taylor	0-0	0-0	0-0	0	0	0	0	1	0	0	1
Wiseman	1-4	0-2	0-0	0	1	2	2	0	0	0	12
Curry	1-2	0-0	1-1	5	1	3	0	1	0	0	13
Groves	0-1	0-0	3-4	2	5	3	1	2	0	1	18
<b>Totals</b>	<b>33-60</b>	<b>8-20</b>	<b>11-13</b>	<b>30</b>	<b>22</b>	<b>85</b>	<b>16</b>	<b>12</b>	<b>2</b>	<b>7</b>	<b>200</b>

Vanderbilt	FG	3FG	FT	R	F	Pts	A	T	B	S	M
Anglin	2-3	0-1	7-8	3	2	11	2	2	0	2	30
Grant	5-6	0-0	0-1	5	1	10	2	3	0	0	26
Reid	4-10	0-0	2-3	6	1	10	1	1	0	0	30
Wilcox	7-11	4-6	8-8	4	2	26	6	1	0	0	33
Draud	3-12	3-7	0-0	0	3	9	3	0	0	1	26
Milholland	8-13	2-3	0-0	7	3	18	2	1	0	1	24
Wheat	1-5	0-1	1-2	3	1	3	1	0	0	1	18
Mayes	1-3	0-2	0-0	2	2	2	2	2	0	1	13
<b>Totals</b>	<b>31-63</b>	<b>9-20</b>	<b>18-22</b>	<b>33</b>	<b>15</b>	<b>89</b>	<b>19</b>	<b>10</b>	<b>0</b>	<b>6</b>	<b>200</b>

By Periods	1	2	F
Tennessee	47	38	85
Vanderbilt	31	58	89

FG Percentage: UT 55, VU 49; 3FG Percentage: UT 40, VU 45;  
FT Percentage: UT 85, VU 82; Attendance: 15,087

## Vanderbilt 88, New Orleans 65

Third Round

March 21, 1990 • Nashville, Tenn.

New Orleans	FG	3FG	FT	R	F	Pts	A	T	B	S	M
Collins	8-14	1-1	3-7	5	2	20	0	2	0	2	34
Harris	5-11	0-0	2-2	1	5	12	1	3	0	0	18
Johnson	3-3	0-0	1-2	4	4	7	2	1	1	1	27
Richdson	4-7	0-1	0-0	1	3	8	5	1	0	0	38
Clarke	1-5	0-1	2-2	1	3	4	5	1	0	1	19
Bennett	4-9	2-4	0-0	2	3	10	0	0	0	1	17
Laiche	0-1	0-0	0-0	0	1	0	1	1	0	1	9
Dyer	1-4	0-1	0-0	0	4	2	1	1	0	1	23
Moore	1-4	0-1	0-0	4	3	2	1	1	0	0	14
Hill	0-0	0-0	0-0	0	0	0	0	0	0	0	1
<b>Totals</b>	<b>27-58</b>	<b>3-9</b>	<b>8-13</b>	<b>18</b>	<b>28</b>	<b>65</b>	<b>16</b>	<b>11</b>	<b>1</b>	<b>7</b>	<b>200</b>

Vanderbilt	FG	3FG	FT	R	F	Pts	A	T	B	S	M
Anglin	2-3	0-0	1-2	7	3	5	2	5	0	0	25
Grant	3-5	0-0	5-6	5	2	11	2	1	0	0	33
Reid	7-10	0-0	4-6	8	1	18	2	2	0	0	31
Wilcox	4-5	2-2	4-4	1	1	14	5	0	0	0	35
Draud	3-6	1-2	12-14	1	1	19	3	1	0	1	27
Daunic	0-0	0-0	0-0	0	0	0	0	0	0	0	1
Milholland	5-10	0-1	2-2	8	3	12	0	1	0	0	14
Wheat	2-5	0-1	3-4	3	2	7	2	1	0	0	20
Mayes	0-2	0-1	0-0	2	1	0	3	3	0	0	13
Ballestra	1-1	0-0	0-0	0	1	2	0	0	0	0	1
<b>Totals</b>	<b>24-47</b>	<b>3-7</b>	<b>31-38</b>	<b>38</b>	<b>15</b>	<b>88</b>	<b>19</b>	<b>14</b>	<b>0</b>	<b>1</b>	<b>200</b>

By Periods	1	2	F
UNO	28	37	65
Vanderbilt	37	51	88

FG Percentage: NO 47, VU 57; 3FG Percentage: NO 33, VU 43;  
FT Percentage: NO 62, VU 82; Attendance: 10,646

## Vanderbilt 75, Penn State 62

National Semifinal

March 26, 1990 • New York, N.Y.

Vanderbilt	FG	3FG	FT	R	F	Pts	A	T	B	S	M
Anglin	0-3	0-2	3-4	1	0	3	6	1	0	0	26
Grant	2-2	0-0	3-4	11	2	7	0	1	1	1	24
Reid	3-7	0-0	0-0	3	2	6	1	1	0	1	31
Draud	6-12	5-9	3-4	1	2	20	2	2	0	2	23
Wilcox	3-6	2-4	2-2	5	0	10	6	4	0	1	30
Milholland	5-7	0-0	1-2	4	4	11	1	2	0	1	25
Mayes	2-3	1-1	0-0	4	0	5	3	0	0	1	20
Wheat	5-8	0-0	3-5	2	2	13	1	3	0	0	21
<b>Totals</b>	<b>26-48</b>	<b>8-16</b>	<b>15-21</b>	<b>35</b>	<b>12</b>	<b>75</b>	<b>20</b>	<b>14</b>	<b>1</b>	<b>7</b>	<b>200</b>

Penn State	FG	3FG	FT	R	F	Pts	A	T	B	S	M
Barnes	4-11	0-0	4-5	5	2	12	1	0	0	3	26
Hayes	5-11	0-0	0-0	3	1	10	2	1	0	2	38
Fogell	4-6	0-0	0-0	3	5	8	1	1	1	1	37
Barnes	7-13	4-10	0-0	2	1	18	6	4	0	1	38
Brown	2-9	1-3	0-0	5	4	5	8	5	0	3	34
Degitz	1-4	0-0	0-0	3	1	2	0	1	0	0	16
Joyner	0-1	0-0	0-0	0	0	0	0	0	0	0	2
Jennings	3-5	1-2	0-0	1	2	7	0	0	0	0	6
Ricks	0-1	0-0	0-0	0	0	0	0	0	0	0	2
Henderson	0-0	0-0	0-0	1	1	0	0	0	0	0	1
<b>Totals</b>	<b>26-61</b>	<b>6-15</b>	<b>4-5</b>	<b>27</b>	<b>17</b>	<b>62</b>	<b>18</b>	<b>13</b>	<b>1</b>	<b>10</b>	<b>200</b>

By Periods	1	2	F
Vanderbilt	39	36	75
Penn St.	31	31	62

FG Percentage: VU 54, PS 43; 3FG Percentage: VU 50, NO 40;  
FT Percentage: VU 71, NO 80; Attendance: 9,204

## Vanderbilt 74, Saint Louis 72

National Final

March 28, 1990 • New York, N.Y.

Vanderbilt	FG	3FG	FT	R	F	Pts	A	T	B	S	M
Anglin	2-4	1-1	4-4	3	2	9	5	2	0	1	26
Grant	2-4	0-0	0-0	3	5	4	2	6	0	2	22
Reid	2-6	0-0	4-5	6	2	8	1	2	0	0	34
Draud	6-11	3-6	0-0	2	1	15	1	1	0	0	28
Wilcox	4-4	3-3	5-7	1	3	16	1	3	0	0	31
Mayes	0-3	0-2	0-0	3	0	0	3	2	0	0	16
Milholland	4-4	0-0	1-3	4	3	9	0	0	1	1	24
Wheat	2-6	2-5	7-8	3	0	13	2	3	0	0	19
<b>Totals</b>	<b>22-42</b>	<b>9-17</b>	<b>21-27</b>	<b>31</b>	<b>16</b>	<b>74</b>	<b>15</b>	<b>19</b>	<b>1</b>	<b>4</b>	<b>200</b>

Saint Louis	FG	3FG	FT	R	F	Pts	A	T	B	S	M
Bonner	7-10	1-1	4-5	11	2	19	3	4	1	3	39
Lichtefeld	3-8	3-5	0-0	3	4	9	3	1	0	1	26
Robinson	0-3	0-0	2-2	4	2	2	0	0	0	1	18
Nwbrry	6-12	3-5	3-4	1	5	18	8	2	0	3	39
Wallace	6-10	0-0	3-3	5	4	15	0	3	0	0	32
Jones	1-4	0-0	2-2	2	2	4	1	0	0	0	24
Baun	1-3	0-0	0-0	3	1	2	0	0	0	0	16
Ivester	0-0	0-0	0-0	1	0	0	0	0	0	0	5
Gaona	1-1	1-1	0-0	0	0	3	0	0	0	0	1
<b>Totals&lt;/</b>											



# NIT BOXSCORES

## Vanderbilt 109, Florida State 92

Second Round

March 16, 1987 • Nashville, Tenn.

Florida State	FG	3FG	FT	R	F	Pts	A	T	B	S	M
Fitchett	2-6	1-2	0-0	1	5	5	2	1	0	0	19
Allen	7-9	0-0	2-5	11	4	16	0	1	0	2	36
Karasek	3-8	0-0	0-0	5	5	6	0	2	0	0	13
Davis	5-13	4-11	0-0	4	5	14	5	2	0	1	36
Barber	8-20	4-10	3-4	3	4	23	8	1	0	1	40
McCloud	7-12	1-4	3-4	3	4	18	1	3	0	0	24
Mateer	0-1	0-1	0-0	0	0	0	0	1	0	0	1
Carter	0-1	0-0	2-2	3	4	2	0	0	0	0	3
Hunter	0-0	0-0	0-0	2	0	0	0	0	0	1	11
Choice	4-8	0-0	0-0	2	2	8	1	1	0	1	17
<b>Totals</b>	<b>26-55</b>		<b>23-29</b>	<b>37</b>	<b>15</b>	<b>75</b>	<b>7</b>	<b>11</b>	<b>1</b>	<b>2</b>	<b>200</b>

Vanderbilt	FG	3FG	FT	R	F	Pts	A	T	B	S	M
Westbrooks	6-8	0-0	8-9	8	3	20	3	2	0	0	25
Reece	2-5	0-0	0-1	3	5	4	1	0	0	2	19
Perdue	9-11	0-0	4-8	8	3	22	0	2	1	0	30
Booker	6-11	3-6	7-7	6	1	22	11	2	0	0	36
Goheen	6-11	0-0	10-12	8	1	22	5	5	1	0	36
Wilcox	0-1	0-0	0-0	0	0	0	1	1	0	0	6
Grider	0-1	0-0	0-0	0	0	0	0	0	0	0	1
Draud	1-2	1-1	0-0	1	1	3	0	0	0	0	2
Rupp	0-0	0-0	0-0	1	0	0	0	0	0	0	1
Clem	2-3	0-0	1-2	7	2	5	1	0	1	0	21
Kornet	0-0	0-0	0-0	1	0	0	0	1	0	0	2
Neff	2-4	0-0	3-4	1	0	7	0	1	0	0	9
Reid	0-1	0-0	4-4	1	2	4	0	0	0	0	12
<b>Totals</b>	<b>34-58</b>	<b>4-7</b>	<b>37-47</b>	<b>47</b>	<b>18</b>	<b>109</b>	<b>22</b>	<b>14</b>	<b>3</b>	<b>2</b>	<b>200</b>

By Periods	1	2	F
Florida St.	44	48	92
Vanderbilt	48	61	109

FG Percentage: FSU 44.4, VU 58.6; 3FG Percentage: FSU 35.7, VU 57.1; FT Percentage: FSU 66.7, VU 78.7; Attendance: 7,104

## Southern Miss 95, Vanderbilt 88

Third Round

March 21, 1987 • Nashville, Tenn.

Southern Miss	FG	3FG	FT	R	F	Pts	A	T	B	S	M
Fisher	7-12	5-9	2-3	3	4	21	7	1	0	0	32
Siler	2-4	0-0	0-0	4	4	4	5	3	0	0	29
White	6-13	3-8	6-6	1	2	21	5	2	0	2	36
Hamilton	8-10	1-1	2-2	10	3	19	1	2	0	1	34
Keys	9-18	0-1	8-8	8	3	26	1	3	0	4	39
Pettus	0-1	0-0	0-0	0	1	0	1	2	0	0	10
Brown	0-0	0-0	0-0	1	0	0	0	0	0	0	1
Hinton	2-5	0-0	0-1	3	1	4	0	0	0	1	19
<b>Totals</b>	<b>34-63</b>	<b>9-19</b>	<b>18-20</b>	<b>31</b>	<b>18</b>	<b>95</b>	<b>20</b>	<b>13</b>	<b>0</b>	<b>8</b>	<b>200</b>

Vanderbilt	FG	3FG	FT	R	F	Pts	A	T	B	S	M
Westbrooks	4-11	0-0	1-2	7	4	9	1	3	0	1	29
Reece	0-1	0-0	0-0	2	1	0	3	2	0	0	16
Perdue	13-18	0-0	8-11	14	4	34	2	4	0	0	36
Booker	9-16	5-10	1-3	5	0	24	5	5	0	1	39
Goheen	6-10	3-3	0-0	2	2	4	2	0	0	0	11
Wilcox	2-3	0-0	0-0	2	2	4	2	0	0	0	11
Draud	0-4	0-2	0-1	0	0	0	0	0	0	0	5
Clem	0-2	0-0	0-0	2	4	0	1	0	0	1	20
Neff	0-2	0-0	0-0	1	1	0	0	1	0	0	4
Reid	1-2	0-0	0-0	2	2	2	1	1	0	0	15
<b>Totals</b>	<b>35-69</b>	<b>8-15</b>	<b>10-17</b>	<b>39</b>	<b>19</b>	<b>88</b>	<b>20</b>	<b>16</b>	<b>0</b>	<b>3</b>	<b>200</b>

By Periods	1	2	F
So. Miss.	54	41	95
Vanderbilt	36	52	88

FG Percentage: SM 54, VU 51; 3FG Percentage: SM 47, VU 53; FT Percentage: SM 90, VU 59; Attendance: 10,287

## 1983 NIT

### Vanderbilt 79, East Tenn. State 74

First Round

March 15, 1983 • Nashville, Tenn.

East Tenn. St.	FG	3FG	FT	R	F	Pts	A	T	B	S	M
Vinson	5-7	-	2-2	5	5	12	0	1	0	1	22
Motley	4-9	-	2-2	2	2	10	0	2	0	0	34
King	8-17	-	3-6	11	4	19	1	4	3	0	19
Mizell	3-6	-	3-5	4	3	9	1	2	0	2	40
Qsnbry	3-6	-	0-0	0	2	6	0	1	0	0	22
Stallings	5-6	-	2-2	3	2	12	0	4	0	1	18
Reese	1-4	-	4-4	3	3	6	1	2	0	1	25
<b>Totals</b>	<b>29-55</b>		<b>16-21</b>	<b>32</b>	<b>21</b>	<b>74</b>	<b>3</b>	<b>17</b>	<b>3</b>	<b>5</b>	<b>200</b>

Vanderbilt	FG	3FG	FT	R	F	Pts	A	T	B	S	M
Turner	3-11	-	2-2	7	3	8	0	0	0	0	29
Williams	7-14	-	3-4	10	2	17	1	3	0	1	32
Young	2-7	-	1-2	6	4	5	0	1	0	0	13
McKinney	2-5	-	0-2	4	3	4	2	2	0	2	34
Cox	11-18	-	3-3	2	1	25	5	3	0	2	38
Westbrooks	0-6	-	2-4	5	3	2	0	2	0	1	16
Dulaney	4-6	-	2-2	1	1	10	0	1	0	1	8
DuPont	3-6	-	0-0	2	0	6	1	1	0	0	9
Burrow	0-2	-	2-2	8	2	2	0	1	0	0	21
<b>Totals</b>	<b>32-75</b>		<b>15-21</b>	<b>47</b>	<b>19</b>	<b>79</b>	<b>9</b>	<b>14</b>	<b>0</b>	<b>7</b>	<b>200</b>

By Periods	1	2	F
ETSU	43	31	74
Vanderbilt	37	42	79

FG Percentage: ETSU 53, VU 43; FT Percentage: ETSU 76, VU 71; Attendance: 7,867

## Wake Forest 75, Vanderbilt 68

Second Round

March 21, 1983 • Nashville, Tenn.

Wake Forest	FG	3FG	FT	R	F	Pts	A	T	B	S	M
Toms	1-3	-	0-2	1	1	2	0	2	0	0	12
Rogers	1-3	-	2-2	5	5	4	0	1	0	0	26
Teachey	7-13	-	1-2	10	3	15	3	0	1	0	40
Rudd	6-12	-	9-11	2	0	21	1	2	0	0	37
Young	6-12	-	6-6	2	2	18	3	1	0	2	39
Davis	0-1	-	0-0	0	1	0	0	0	0	0	1
Green	4-8	-	4-4	6	1	12	0	2	0	0	23
Kepley	0-0	-	0-0	0	0	0	0	0	0	0	3
Garber	1-3	-	1-2	5	2	3	0	2	0	0	19
<b>Totals</b>	<b>26-55</b>		<b>23-29</b>	<b>37</b>	<b>15</b>	<b>75</b>	<b>7</b>	<b>11</b>	<b>1</b>	<b>2</b>	<b>200</b>

Vanderbilt	FG	3FG	FT	R	F	Pts	A	T	B	S	M
Turner	4-10	-	1-2	3	5	9	1	0	0	1	23
Williams	6-14	-	2-2	5	2	14	2	2	1	0	31
Young	7-19	-	5-5	9	3	19	1	2	0	1	38
McKinney	2-5	-	0-0	7	5	4	3	2	0	1	32
Cox	3-13	-	0-2	3	5	6	1	1	0	0	30
Weikert	0-0	-	0-0	0	1	0	0	0	0	0	1
Lenz	0-0	-	0-0	0	0	0	0	0	0	0	1
Westbrooks	4-5	-	0-0	5	1	8	1	0	0	0	15
Dulaney	3-8	-	0-0	1	0	6	0	1	0	1	16
DuPont	1-1	-	0-0	0	0	2	0	0	0	0	1
Burrow	0-2	-	0-0	3	1	0	0	0	0	0	12
<b>Totals</b>	<b>30-77</b>		<b>8-11</b>	<b>37</b>	<b>23</b>	<b>68</b>	<b>9</b>	<b>8</b>	<b>1</b>	<b>4</b>	<b>200</b>

By Periods	1	2	F
Wake Forest	25	50	75
Vanderbilt	32	36	68

FG Percentage: WF 47, VU 39; FT Percentage: WF 79, VU 73; Attendance: 13,147



# NIT TEAMS

## 2006 National Invitation Tournament



**The 2005-06 Vanderbilt Commodores. Front Row (L-R):** Jeff Jackson, Brad Frederick, Head Coach Kevin Stallings, Julian Terrell, Mario Moore, Dan Muller, Tom Richardson, and James Strong. **Back Row:** Student Manager Alex Bard, Student Manager Geoff Combs, Student Manager Martin Bahar, Alex Gordon, Aubrey Hammond, George Drake, DeMarre Carroll, Ross Neltner, Alan Metcalfe, Ted Skuchas, Davis Nwankwo, Kyle Madsen, Derrick Byars, Shan Foster, Dan Cage, Strength and Conditioning Coach Mark Davis, and Athletic Trainer Mike Meyer.

## 2005 National Invitation Tournament



**The 2004-05 Vanderbilt Commodores. Front Row (L-R):** Jeff Jackson, Tom Richardson, Brad Frederick, Corey Smith, Dawid Przybyszewski, Jason Holwerda, Head Coach Kevin Stallings, Dan Muller and James Strong. **Back Row:** Student Manager Simon Lugge, Student Manager Martin Bahar, Mario Moore, Dan Cage, LaBraun Andrews, Davis Nwankwo, Alan Metcalfe, Ted Skuchas, Julian Terrell, DeMarre Carroll, Derrick Byars, Shan Foster, Alex Gordon, Athletic Trainer Mike Meyer and Strength and Conditioning Coach Mark Davis

## 2002 National Invitation Tournament



**The 2001-02 Vanderbilt Commodores. Front Row (L-R):** Associate Head Coach Tim Jankovich, Assistant Coach Brad Frederick, Head Coach Kevin Stallings, Chuck Moore, Darius Coulibaly, Sam Howard, Assistant Coach Jeff Jackson, Director of Basketball Operations James Strong, Administrative Assistant Dan Muller. **Back Row:** Student Manager Simon Luge, Student Manager Ian Andreasen, Matt Carter, Brendan Plavich, Jason Holwerda, Brian Thornton, Matt Freije, David Przybyszewski, Martin Schnedlitz, Corey Smith, Scott Hundley, Russell Lakey, Student Manager Landon Gibbs, Athletic Trainer Rod Newman, Student Manager Dave Secharan.

## 2000 National Invitation Tournament



**The 1999-2000 Vanderbilt Commodores. Front Row (L-R):** Administrative Assistant, Mike Miller, Assistant Coach Steve Shurina, Head Coach Kevin Stallings, Atiba Prater, Dan Langhi, James Strong, Assistant Coach Jeff Jackson, Associate Head Coach Tim Jankovich, Director of Basketball Operations Brad Frederick. **Back Row:** Student Manager Donato Ramos, Student Manager Jimmy Armistead, Rick Jones, Matt Carter, Sam Howard, Sam Lekwauwa, Darius Coulibaly, Greg LaPointe, Anthony Williams, Chuck Moore, Student Manager Max Butler, Student Athletic Trainer Rob Trimble, Athletic Trainer Rod Newman.

## 1998 National Invitation Tournament



**The 1997-98 Vanderbilt Commodores. Front Row (L-R):** Assistant Coach Pete Gaudet, Assistant Coach Chris Walker, Sam Howard, Atiba Prater, Austin Bates, Drew Maddux, Billy DiSpaltro, Vince Ford, James Strong, Assistant Coach Brian Ayers, Administrative Assistant Reid Martinka. **Back Row:** Student Manager Chris Hubbuch, Student Manager Patrick Whitlock, Michael LeBlanc, Gianni Cugini, Darius Coulibaly, Head Coach Jan van Breda Kolff, Dan Langhi, Greg LaPointe, Anthony Williams, Brian Williams, Student Athletic Trainer Peter Fischer, Strength Coach Todd Suttles.

## 1996 National Invitation Tournament



**The 1995-96 Vanderbilt Commodores. Front Row (L-R):** Assistant Head Coach Buzz Peterson, Drew Maddux, Pax Whitehead, Malik Evans, Frank Seckar, Chad Sheron, Howard Price, Vince Ford, Assistant Coach Charles Davis. **Back Row:** Student Athletic Trainer Ryan Cobb, Athletic Trainer Tom Bossung, Gianni Cugini, Austin Bates, J.J. Lucas, Head Coach Jan van Breda Kolff, Billy Di Spaltro, Markese Watkins, Student Manager Jeffery Wood, Student Manager Kevin Simmons.





# NIT TEAMS

## 1994 National Invitation Tournament



### NIT RUNNER-UP

**The 1993-94 Vanderbilt Commodores. Front Row (L-R):** Assistant Head Coach Buzz Peterson, Assistant Coach Kevin Anglin, Chris Woods, Dan Hall, Aaron Beth, Bill McCaffery, Chris Lawson, Ronnie McMahan, Bryan Milbrun, Head Coach Jan van Brede Kolff, Assistant Coach Randy Monroe. **Back Row:** Athletic Trainer Paul Federici, Student Athletic Trainer Galen Horton, Pax Whitehead, Howard Pride, Chad Sheron, Austin Bates, Malik Evans, Frank Seckar, Student Manger Kirk Sanders, Student Manager Paul Hopkins.

## 1992 National Invitation Tournament



**The 1991-92 Vanderbilt Commodores. Front Row (L-R):** Assistant Coach Neil Dougherty, Assistant Coach Rick Callahan, Head Coach Eddie Fogler, Kevin Anglin, Todd Milholland, Bruce Elder, Willy Daunic, Assistant Coach Mark Elliott, Assistant Coach Mike Petrone, Athletic Trainer Paul Federici. **Back Row:** Student Manager Paul Nixon, Aaron Beth, Bill McCaffery, Malik Evans, Chris Lawson, Rob Nunnery, Chris Woods, Dan Hall, Bryan Milburn, Ronnie McMahan, Student Manager Jeff Fowler.

## 1990 National Invitation Tournament



### NIT CHAMPIONS

**The 1989-90 Vanderbilt Commodores. (Front Row L-R):** Head Coach Eddie Fogler, Assistant Coach Rick Callahan, Assistant Coach Neil Dougherty, Steve Grant, Alberto Ballestra, Derrick Wilcox, Eric Reid, Charles Mayes, Assistant Coach Mark Elliott, Assistant Coach Mike Petrone, Athletic Trainer Paul Federici. **Back Row:** Student Manager John Deahl, Scott Draud, Robbie Graham, Kevin Anglin, Dan Hall, Fred Benjamin, Todd Milholland, Morgan Wheat, Bruce Elder, Willy Daunic, Student Manager Sean Smith.

## 1987 National Invitation Tournament



**The 1986-87 Vanderbilt Commodores. Front Row (L-R):** Head Coach C.M. Newton, Assistant Coach John Bostick, Sydney Grider, Barry Goheen, Glen Clem, Barry Booker, Scott Draud, Derrick Wilcox, Assistant Coach Al Walters, Assistant Coach Ed Martin. **Back Row:** Assistant Coach Mike Petrone, Athletic Trainer Tim Bream, Bud Adams, Chip Rupp, Eric Reid, Frank Komet, Will Perdue, Steve Reece, Randy Neff, Bobby Westbrooks, Student Manager Mike Carmody, Student Manager Ian Mahan.

## 1983 National Invitation Tournament



**The 1982-83 Vanderbilt Commodores. Front Row (L-R):** Head Coach C.M. Newton, Phil Cox, Darrell Dulaney, Jimmy Lenz, Jeff Gary, Al McKinney, Micheal Dupont, Doug Weikert, Assistant Coach John Bostick, Assistant Coach Dale Clayton. **Back Row (L-R):** Athletic Trainer Joe Worden, Assistant Coach Al Walter, Andrew Adair, James Williams, Ted Young, Brett Burrow, Jeff Turner, Jeff Pflieger, Bobby Westbrooks, Student Manager Todd Berry, Student Manager James Parker, Student Manager Rick Plotkin.



# HONORS AND AWARDS

## All-Americans

Year	Name	Position
2011	John Jenkins	Guard
HM-AP, 3-RV, 5-FOX		
2008	Shan Foster	Guard/Forward
1-BT, SC, RV; 2-AP, BW, SN, CH; 3-BC; HM-ES		
2007	Derrick Byars	Guard/Forward
2-RV; HM-AP		
2004	Matt Freije	Forward
1-SC; 3-BC, SN; HM-AP, SI		
2000	Dan Langhi	Forward
3-BT		
1993	Billy McCaffrey	Guard
1-WA; 2-BW, SN, BT; 3-AP, BC, UPI		
1988	Will Perdue	Center
1-AI; 3-AP, BC, BT, Wk		
1974	Jan van Breda Kolff	Guard
2-CV; 4-BC		
1969	Tom Hagan	Guard
HM-UPI		
1966	Clyde Lee	Center
1-AP, BC, BW, UPI, Cv, NE; X-Hlm		
1965	Clyde Lee	Center
1-BW, CV; 2-AP, UPI; X-Hlm		
1950	Billy Joe Adcock	Forward
2-PG; 2-Hlm, SN		

Note: 1-first team, 2-second team, 3-third team, 4-fourth team, 5-fifth team, HM-honorable mention

Key: AI - The World Almanac; AP - Associated Press; BC - National Association of Basketball Coaches; BT - Basketball Times; BW - U.S. Basketball Writers Association; CV - Converse Yearbook; ES - ESPN.com; FOX - FoxSports.com; HLM - Helms Foundation; NE - Newspaper Enterprises Assn.; PG - Police Gazette; RV - Rivals.com; SC - Senior CLASS Award; SI - Sports Illustrated or SI.com; SN - The Sporting News; UPI - United Press International; WA - John R. Wooden Award; Wk - Basketball Weekly

## Postseason Honors

### NCAA ALL-TOURNAMENT

Year	Name	Position
1974	Jeff Fosnes	Forward
1965	Clyde Lee	Center
1965	Keith Thomas	Guard

### NIT ALL-TOURNAMENT

Year	Name	Position
1994	Frank Seckar	Guard
1990	Scott Draud (MVP)	Guard

### SEC ALL-TOURNAMENT - FIRST TEAM

Year	Name	Position
2012	John Jenkins (MVP)	Guard
2012	Lance Goulbourne	Forward
1989	Barry Booker	Forward/Guard
1981	Al Miller	Guard
1951	Dave Kardokus	Forward

1941	Pinky Lipscomb	Forward
1939	Pinky Lipscomb	Forward

### SEC ALL-TOURNAMENT - 2ND TEAM

Year	Name	Position
1952	Dave Kardokus	Forward
1951	Bob Dudley Smith	Guard
1951	Al Weiss	Center
1950	Billy Joe Adcock	Forward
1949	Billy Joe Adcock	Forward
1948	Billy Joe Adcock	Forward
1940	Ross Hanna	Forward
1939	Joe Little	Guard
1936	Dick Plasman	Center
1934	Willie Geny	Forward

## SEC Honors

### SEC PLAYER OF THE YEAR

Year	Name	Selection
2008	Shan Foster, G/F	AP, C
2007	Derrick Byars, G/F	C
2000	Dan Langhi, F	AP, C
1993	Billy McCaffrey, G	C
1988	Will Perdue, C	C
1974	Jan van Breda Kolff, G	C
1966	Clyde Lee, C	C
1965	Clyde Lee, C	C

### SEC FRESHMAN OF THE YEAR

Year	Name	Selection
1978	Mike Rhodes, F	C

### SEC ALL-FRESHMAN

Year	Name	Selection
2014	Damian Jones, C	C
2010	John Jenkins, G	C
2009	Jeffery Taylor, G-F	C
2008	A.J. Ogilvy, C	C
2005	Shan Foster, G-F	C
2002	Brian Thornton, F	C
2001	Matt Freije, F	C
1998	Greg LaPointe, F	C
1995	Drew Maddux, G	C
1992	Ronnie McMahan, G	C
1987	Scott Draud, G	C

### ALL-SEC FIRST TEAM

Year	Name	Selection
2012	John Jenkins, G	AP, C
2012	Jeffery Taylor, F	C
2011	John Jenkins, G	AP, C
2010	Jermaine Beal, G	C
2008	Shan Foster, G/F	AP, C

2007	Derrick Byars, G/F	AP, C
2006	Shan Foster, G/F	C
2004	Matt Freije, F	AP, C
2000	Dan Langhi, F	AP, C
1998	Drew Maddux, G	AP, C
1994	Billy McCaffrey, G	AP, C
1993	Billy McCaffrey, G	AP, C
1991	Scott Draud, G	C
1989	Barry Goheen, G	C
1989	Frank Kornet, C	C
1988	Will Perdue, C	UPI, AP, C
1987	Will Perdue, C	AP, C
1985	Phil Cox, G	AP, C
1984	Jeff Turner, F	AP, C
1983	Phil Cox, G	C
1982	Willie Jones, C	C
1980	Mike Rhodes, F	C
1979	Charles Davis, F	C
1976	Jeff Fosnes, F	C
1975	Jeff Fosnes, F	C
1974	Terry Compton, G	UPI, C
1974	Jan van Breda Kolff, G	UPI, AP, C
1973	Terry Compton, G	C
1971	Thorpe Weber, F	C
1970	Perry Wallace, F	C
1969	Tom Hagan, G	UPI, AP, C
1968	Tom Hagan, G	UPI, AP, C
1968	Bob Warren, F	C
1967	Bo Wyenandt, F	C
1967	Tom Hagan, G	AP, C
1966	Clyde Lee, C	UPI, AP, C
1966	Keith Thomas, G	AP, C
1965	Bob Grace, F	C
1965	Clyde Lee, C	UPI, AP, C
1965	John Ed Miller, G	UPI, C
1964	Clyde Lee, C	AP, C
1964	John Ed Miller, G	C
1963	John Russell, G	C
1962	John Russell, G	C
1961	Bill Depp, C	AP, C
1960	Bill Depp, C	C
1959	Jim Henry, G	AP, C
1958	Jim Henry, G	C
1957	Al Rochelle, G	AP
1956	Al Rochelle, G	C
1954	Dan Finch, G	AP
1951	Dave Kardokus, F	AP
1950	Billy Joe Adcock, F	AP
1948	Billy Joe Adcock, F	C

### ALL-SEC SECOND TEAM

Year	Name	Selection
2014	Rod Odom	C
2012	Jeffery Taylor, F	AP
2011	Festus Ezeli, C	C
2011	Jeffery Taylor, F	C
2010	Jermaine Beal, G	AP
2010	A.J. Ogilvy, C	C
2010	Jeffery Taylor, F	C
2009	A.J. Ogilvy, C	C



# HONORS AND AWARDS

2008	A.J. Ogilvy, C	C
2007	Shan Foster, G-F	C
2005	Corey Smith, G-F	C
2003	Matt Freije, F	C
1999	Dan Langhi, F	C, AP
1997	Pax Whitehead, F	C, AP
1996	Frank Seckar, G	C, AP
1995	Ronnie McMahan, G-F	C, AP
1993	Kevin Anglin, F	C
1993	Bruce Elder, F	C
1989	Barry Goheen, G	AP, UPI
1989	Frank Kornet, C	AP, UPI
1987	Will Perdue, C	AP
1985	Phil Cox, G	UPI
1984	Jeff Turner, F	UPI
1983	Phil Cox, G	AP, UPI
1980	Mike Rhodes, F	UPI
1979	Charles Davis, F	UPI, AP
1979	Tommy Springer, G	AP
1976	Jeff Fosnes, F	UPI, AP
1975	Jeff Fosnes, F	UPI, AP
1974	Terry Compton, G	AP
1974	Jeff Fosnes, F	AP
1973	Terry Compton, G	UPI
1971	Thorpe Weber, F	UPI, AP
1970	Perry Wallace, F	UPI, AP
1968	Bo Wyenandt, F	UPI
1967	Tom Hagan, G	UPI
1967	Jerry Southwood, G	UPI
1967	Bo Wyenandt, F	AP
1966	Keith Thomas, G	UPI
1965	Bob Grace, F	AP
1965	John Ed Miller, G	AP
1964	John Ed Miller, G	AP
1963	John Russell, G	AP
1962	John Russell, G	AP
1958	Jim Henry, G	AP
1957	Bobby Thym, G	AP
1956	Al Rochelle, G	AP
1956	Clarence Taylor, G	AP
1953	Dan Finch, G	AP
1952	Dave Kardokus, F	AP
1951	Bob Dudley Smith, F/G	C
1951	Al Weiss, C	C
1949	Billy Joe Adcock, F	AP

### ALL-SEC THIRD TEAM

Year	Name	Selection
2003	Matt Freije, F	AP
2002	Matt Freije, F	C
2000	Atiba Prater, G	AP
1995	Frank Seckar, G	C
1994	Ronnie McMahan, G	AP, C
1993	Kevin Anglin, F	AP
1993	Bruce Elder, F	AP
1991	Kevin Anglin, G	AP
1991	Scott Draud, G	UPI, AP
1990	Scott Draud, G	UPI
1988	Barry Goheen, G	UPI, AP
1986	Brett Burrow, C	UPI

1984	Phil Cox, G	UPI, AP
1981	Charles Davis, F	UPI
1980	Mike Rhodes, F	AP
1979	Mike Rhodes, F	UPI
1979	Tommy Springer, G	UPI
1978	Charles Davis, F	UPI
1978	Mike Rhodes, F	UPI, AP
1976	Butch Feher, G	UPI, AP
1974	Jeff Fosnes, F	UPI
1973	Steve Turner, C	AP
1972	Terry Compton, G	UPI
1971	Rod Freeman, F	AP
1971	Rudy Thacker, G	UPI
1970	Thorpe Weber, F	UPI, AP
1968	Bob Warren, F	UPI, AP
1968	Bo Wyenandt, F	AP
1967	Kenny Gibbs, F	AP
1967	Jerry Southwood, G	AP
1967	Bob Warren, F	UPI, AP
1967	Bo Wyenandt, F	UPI
1965	Bob Grace, F	UPI
1961	Don Ringstaff, F	AP
1960	Ben Rowan, F	AP
1956	Bobby Thym, F	AP
1955	Al Rochelle, G	AP

### ALL-SEC HONORABLE MENTION

Year	Name	Selection
2014	Rod Odom, F	AP
2011	Festus Ezeli, C	AP
2011	Jeffery Taylor, F	AP
2010	A.J. Ogilvy, C	AP
2010	Jeffery Taylor, F	AP
2009	A.J. Ogilvy, C	AP
2008	A.J. Ogilvy, C	AP
2007	Shan Foster, G/F	AP

### SEC SIXTH MAN OF THE YEAR

Year	Name	Selection
2010	John Jenkins, G	C
2004	Scott Hundley, G	C

### ALL-SEC DEFENSIVE TEAM

Year	Name	Selection
2012	Jeffery Taylor	C
2011	Jeffery Taylor	C
2010	Jeffery Taylor	C

## Coaches Awards

### NATIONAL COACH OF THE YEAR

Year	Name	Selection
1993	Eddie Fogler	AP, UPI, CBS, USBWA, Scripps-Howard, Sports Illustrated, Sporting News, Basketball Weekly

### SEC COACH OF THE YEAR

Year	Name	Selection
2010	Kevin Stallings	C
2007	Kevin Stallings	C
1993	Eddie Fogler	AP, C
1989	C.M. Newton	AP
1988	C.M. Newton	AP, UPI
1979	Wayne Dobbs	UPI
1976	Roy Skinner	UPI
1974	Roy Skinner	AP, UPI
1967	Roy Skinner	AP, UPI
1965	Roy Skinner	AP, UPI

## VANDERBILT HALL OF FAME

Yr Inducted	Player	Yrs
2008	Clyde Lee	1964-66
2008	Perry Wallace	1968-70
2009	Roy Skinner (Coach)	1959, 1962-76
2009	Charles Davis	1977-81
2010	Shan Foster	2006-09
2010	Ed Martin (Coach)	1985-89
2011	Will Perdue	1984-88
2013	Billy Joe Adcock	1948-50
2013	Pinky Lipscomb	1939-41

## USA BASKETBALL

Year	Name	Team
2011	John Jenkins	World University Games (China)
2007	Shan Foster	Pan Am Games (Brazil)
1984	Jeff Turner	Olympics (Los Angeles)
1982	Jeff Turner	World Championships (Columbia)
1979	Tommy Springer	World University Games (Mexico)

## ACADEMIC AWARDS

### FIRST TEAM ACADEMIC ALL-AMERICAN

Year	Name
1993	Bruce Elder*
1976	Jeff Fosnes
1975	Jeff Fosnes

\*All-American of the Year



# HONORS AND AWARDS

## SECOND TEAM ACADEMIC ALL-AMERICAN

Year	Name
1996	Frank Seckar
1992	Bruce Elder
1991	Steve Grant

## ACADEMIC ALL-SEC

Year	Name
2014	Josh Henderson, Carter Josephs, Shelby Moats, Rod Odom, Nathan Watkins
2013	Shelby Moats
2012	Festus Ezeli, Josh Henderson, Aaron Noll, Jordan Smart
2011	Joe Duffy, Chris Meriwether, Aaron Noll, Jordan Smart
2010	Elliott Cole, Joe Duffy, Chris Meriwether, Jordan Smart
2009	Elliott Cole, Joe Duffy, Andre Walker
2008	Ross Neltner, Davis Nwankwo, Elliott Cole
2007	Dan Cage, Ross Neltner, Ted Skuchas
2006	Dan Cage
2005	Dan Cage, Jason Holwerda, Dawid Przybyszewski, Ted Skuchas
2004	Jason Holwerda, Russell Lakey, Dawid Przybyszewski, Martin Schnedlitz
2003	Matt Carter, Russell Lakey, Martin Schnedlitz
2002	Matt Carter, Greg LaPointe
2001	Matt Carter, Sam Howard
2000	Darius Coulibaly, Atiba Prater, James Strong, Sam Howard
1999	Vince Ford
1998	Billy Di Spaltro, Drew Maddux
1997	Howard Pride
1996	Frank Seckar, Chad Sheron
1995	Bryan Milburn, Frank Seckar, Chad Sheron, Pax Whitehead
1994	Bryan Milburn, Frank Seckar, Chad Sheron
1993	Kevin Anglin, Bruce Elder, Bryan Milburn
1992	Kevin Anglin, Bruce Elder
1991	Kevin Anglin, Scott Draud, Bruce Elder, Steve Grant, Charles Mayes
1990	Alberto Ballestra, Scott Draud, Steve Grant, Charles Mayes
1989	James Amsler, Barry Goheen, Steve Grant, Charles Mayes
1988	Barry Booker, Barry Goheen
1987	Barry Goheen, Steve Reece
1986	Steve Reece
1985	Phil Cox, Steve Reece
1984	Phil Cox, Al McKinney, Jeff Turner
1983	Phil Cox, Al McKinney, Jeff Turner, Doug Weikert
1980	Pat Berwanger
1979	Tom Shultz

1978	Tom Shultz
1977	Tom Shultz
1976	Jeff Fosnes, Mike Moore
1975	Jeff Fosnes
1974	Bob Chess, Terry Compton, Jeff Fosnes
1973	Ray Maddux
1972	Ray Maddux
1971	Van Oliver
1970	Ralph Mayes
1969	Ralph Mayes
1968	Gene Lockyear
1967	Gene Lockyear
1966	Ron Knox, Gene Lockyear
1963	Bob Scott

## 1ST-YEAR SEC

## ACADEMIC HONOR ROLL

Year	Name
2014	Luke Kornet
2013	Alex Gendelman
2012	Shelby Moats
2009	Aaron Noll
2009	Jordan Smart
2008	Elliott Cole
2003	Ted Skuchas

## Leadership & Sportsmanship

## ROY SKINNER AWARD

(Presented by the Kiwanis Club to the player who exhibited excellence in leadership, perseverance and performance during his career)

Year	Name
2006	Julian Terrell
2005	Jason Holwerda
2004	Matt Freije
2003	Matt Carter
2002	Darius Coulibaly, Sam Howard
2001	Greg LaPointe, Anthony Williams
2000	Dan Langhi
1999	Vince Ford
1998	Austin Bates, Billy Di Spaltro, Drew Maddux
1997	Howard Pride
1996	Frank Seckar
1995	Ronnie McMahan
1994	Billy McCaffrey
1993	Kevin Anglin, Bruce Elder
1992	Todd Milholland
1991	Charles Mayes, Steve Grant, Scott Draud
1990	Derrick Wilcox

## CIVITAN SPORTSMANSHIP AWARD

Year	Name
2003	Matt Freije
1997	Drew Maddux
1994	Dan Hall
1993	Kevin Anglin
1992	Todd Milholland
1991	Charles Mayes
1990	Derrick Wilcox
1989	James Amsler
1988	Barry Booker
1987	Steve Reece
1986	Jeff Gary
1985	Phil Cox
1984	Jimmy Lenz
1983	James Williams
1982	Doug Weikert
1981	Brian Allsmiller
1980	Mark Elliott
1979	Mark Elliott
1977	Tim Thompson
1976	Joe Ford
1975	Bob Chess
1974	Lee Fowler
1973	Terry Compton
1972	Tom Arnholt
1970	Perry Wallace
1969	Tom Hagan
1968	Bob Warren
1967	Bob Warren
1966	Keith Thomas
1965	Clyde Lee
1964	Clyde Lee
1963	Jerry Hall
1962	Bobby Bland
1961	Larry Banks
1960	Jim Henry, Ben Rowan

## SEC SPORTSMANSHIP AWARD

(Presented by the Tennessee Club. Based on vote by league players)

Year	Name
1970	Perry Wallace
1968	Bob Warren
1966	Clyde Lee
1965	John Ed Miller

## SEC FRESHMEN OF THE WEEK

Year	Name	Date
2014	Damian Jones	Feb. 24
2013	Kevin Bright	Mar. 4
2012	Kevin Bright	Dec. 10
2010	John Jenkins	Mar. 1
2010	John Jenkins	Jan. 11
2010	John Jenkins	Jan. 4
2007	A.J. Ogilvy	Nov. 12
2007	A.J. Ogilvy	Dec. 31
2008	A.J. Ogilvy	Jan. 7
1992	Ronnie McMahan	Feb. 10



# HONORS AND AWARDS

1988 Charles Mayes Jan. 25

## SEC PLAYERS OF THE WEEK

Year	Name	Date
2014	Rod Odom	Feb. 10
2012	Kyle Fuller	Dec. 10
2012	John Jenkins	Feb. 20
2012	Jeffery Taylor	Jan. 30
2011	John Jenkins	Feb. 14
2011	Lance Goulbourne	Jan. 24
2010	Festus Ezeli	Dec. 6
2010	John Jenkins	Nov. 22
2010	Brad Tinsley	Nov. 15
2010	Jeffery Taylor	Feb. 15
2009	A.J. Ogilvy	Dec. 7
2008	Shan Foster (Co-P)	Mar. 10
2008	Shan Foster	Jan. 7
2007	Shan Foster	Dec. 3
2007	Shan Foster	Nov. 19
2007	Derrick Byars	Feb. 19
2007	Derrick Byars	Jan. 22
2005	Derrick Byars	Dec. 5
2005	Mario Moore	Jan. 10
2004	Matt Freije	Feb. 2
2003	Matt Freije	Feb. 3
2002	Matt Freije	Jan. 21
2000	Anthony Williams	Feb. 21
2000	Dan Langhi	Jan. 17
1999	Dan Langhi	Feb. 22
1998	Dan Langhi	Nov. 23
1998	Drew Maddux	Jan. 19
1997	Pax Whitehead	Feb. 9
1995	Ronnie McMahan	Jan. 30
1993	Kevin Anglin	Feb. 22
1991	Kevin Anglin	Jan. 20
1990	Derrick Wilcox	Jan. 7
1989	Barry Goheen	Feb. 20
1989	Frank Kornet	Feb. 6
1989	Barry Booker	Jan. 9
1988	Will Perdue	Jan. 25
1987	Will Perdue	Dec.
1985	Brett Burrow	Feb. 18



# 1,000-POINT SCORERS



## 1 - SHAN FOSTER - 2,011 POINTS

Year	G	FG-A	PCT.	3FG-A	PCT.	FT-A	PCT.	PTS	AVG.
2004-05	34	104-236	.441	69-155	.445	35-43	.814	312	9.2
2005-06	30	162-359	.451	90-217	.415	63-83	.759	477	15.9
2006-07	34	191-425	.449	74-214	.346	75-89	.843	531	15.6
2007-08	34	242-463	.523	134-286	.469	73-96	.760	691	20.3
<b>Totals</b>	<b>132</b>	<b>699-1483</b>	<b>.471</b>	<b>367-872</b>	<b>.421</b>	<b>246-311</b>	<b>.791</b>	<b>2011</b>	<b>15.2</b>



## 2 - JEFFERY TAYLOR - 1,897 POINTS

Year	G	FG	PCT.	3FG-A	PCT.	FT-A	PCT.	PTS	AVG.
2008-09	31	136-271	.502	9-41	.220	96-139	.691	377	12.2
2009-10	33	148-300	.493	1-11	.091	141-189	.746	438	13.3
2010-11	34	171-381	.449	39-113	.345	120-167	.719	501	14.7
2011-12	36	210-426	.493	66-156	.423	95-157	.605	581	16.1
<b>Totals</b>	<b>134</b>	<b>665-1378</b>	<b>.483</b>	<b>115-321</b>	<b>.358</b>	<b>452-652</b>	<b>.693</b>	<b>1897</b>	<b>14.2</b>



## 3 - MATT FREIJE - 1,891 POINTS

Year	G	FG-A	PCT.	3FG-A	PCT.	FT-A	PCT.	PTS	AVG.
2000-01	27	98-197	.497	23-59	.390	61-77	.792	280	10.4
2001-02	32	171-367	.466	33-97	.340	109-142	.768	484	15.1
2002-03	29	178-402	.443	65-185	.351	99-124	.798	520	17.9
2003-04	33	185-446	.415	62-174	.356	175-222	.788	607	18.4
<b>Totals</b>	<b>121</b>	<b>447-966</b>	<b>.463</b>	<b>121-341</b>	<b>.355</b>	<b>269-343</b>	<b>.784</b>	<b>1284</b>	<b>14.6</b>



## 4 - PHIL COX - 1,724 POINTS

Year	G	FG-A	PCT.	3FG-A	PCT.	FT-A	PCT.	PTS	AVG.
1981-82	28	126-255	.494	-	-	126-145	.869	378	13.5
1982-83	33	182-377	.483	-	-	113-126	.897	477	14.5
1983-84	29	166-350	.474	-	-	92-115	.800	424	14.6
1984-85	27	167-338	.498	-	-	111-127	.874	445	16.5
<b>Totals</b>	<b>117</b>	<b>641-1320</b>	<b>.486</b>	<b>-</b>	<b>-</b>	<b>442-513</b>	<b>.862</b>	<b>1724</b>	<b>14.7</b>



## 5 - RONNIE MCMAHAN - 1,719 POINTS

Year	G	FG-A	PCT.	3FG-A	PCT.	FT-A	PCT.	PTS	AVG.
1991-92	30	109-264	.413	58-157	.369	59-82	.720	335	11.2
1992-93	34	127-271	.469	73-167	.437	49-74	.662	376	11.1
1993-94	32	165-378	.437	87-228	.382	80-93	.860	497	15.5
1994-95	28	165-439	.376	78-222	.351	103-140	.736	511	18.3
<b>Totals</b>	<b>124</b>	<b>566-1352</b>	<b>.418</b>	<b>296-774</b>	<b>.382</b>	<b>291-389</b>	<b>.748</b>	<b>1719</b>	<b>13.9</b>



## 6 - MIKE RHODES - 1,699 POINTS

Year	G	FG-A	PCT.	3FG-A	PCT.	FT-A	PCT.	PTS	AVG.
1977-78	27	202-424	.476	-	-	103-127	.811	507	18.8
1978-79	27	174-362	.481	-	-	72-87	.827	420	15.5
1979-80	26	195-398	.489	-	-	89-110	.809	479	18.4
1980-81	23	112-230	.487	-	-	69-84	.821	293	12.7
<b>Totals</b>	<b>103</b>	<b>683-1414</b>	<b>.483</b>	<b>-</b>	<b>-</b>	<b>333-408</b>	<b>.816</b>	<b>1699</b>	<b>16.5</b>



## 7 - CLYDE LEE - 1,691 POINTS

Year	G	FG-A	PCT.	3FG-A	PCT.	FT-A	PCT.	PTS	AVG.
1963-64	25	176-410	.429	-	-	119-176	.676	471	18.8
1964-65	28	239-516	.463	-	-	153-228	.671	631	22.5
1965-66	26	218-457	.455	-	-	153-206	.742	589	22.6
<b>Totals</b>	<b>79</b>	<b>633-1383</b>	<b>.457</b>	<b>-</b>	<b>-</b>	<b>425-610</b>	<b>.697</b>	<b>1691</b>	<b>21.4</b>



## 8 - DREW MADDUX - 1,689 POINTS

Year	G	FG-A	PCT.	3FG-A	PCT.	FT-A	PCT.	PTS	AVG.
1994-95	27	86-216	.398	34-99	.343	51-59	.864	257	9.5
1995-96	32	155-388	.399	56-162	.346	81-106	.764	447	14.0
1996-97	31	133-312	.426	57-163	.350	109-142	.768	432	13.9
1997-98	33	197-432	.456	79-217	.364	80-106	.755	553	16.8
<b>Totals</b>	<b>123</b>	<b>571-1348</b>	<b>.424</b>	<b>226-641</b>	<b>.353</b>	<b>321-413</b>	<b>.777</b>	<b>1689</b>	<b>13.7</b>



## 9 - CHARLES DAVIS - 1,675 POINTS

Year	G	FG-A	PCT.	3FG-A	PCT.	FT-A	PCT.	PTS	AVG.
1976-77	26	164-368	.446	-	-	71-94	.755	399	15.3
1977-78	25	178-353	.504	-	-	63-87	.724	419	16.8
1978-79	27	203-352	.577	-	-	96-130	.738	502	18.6
1979-80	1	3-6	.500	-	-	0-0	.000	6	6.0
1980-81	26	135-249	.542	-	-	79-99	.798	349	13.4
<b>Totals</b>	<b>105</b>	<b>683-1328</b>	<b>.514</b>	<b>-</b>	<b>-</b>	<b>309-410</b>	<b>.754</b>	<b>1675</b>	<b>16.0</b>



## 10 - JOHN JENKINS - 1,660 POINTS

Year	G	FG-A	PCT.	3FG-A	PCT.	FT-A	PCT.	PTS	AVG.
2009-10	31	110-234	.470	72-149	.483	48-60	.800	340	11.0
2010-11	32	190-411	.462	100-245	.408	144-161	.894	624	19.5
2011-12	35	217-458	.474	134-305	.439	128-153	.837	696	19.9
<b>Totals</b>	<b>98</b>	<b>517-1103</b>	<b>.469</b>	<b>306-699</b>	<b>.438</b>	<b>320-374</b>	<b>.856</b>	<b>1660</b>	<b>16.9</b>



## 11 - JEFF FOSNES - 1,579 POINTS

Year	G	FG-A	PCT.	3FG-A	PCT.	FT-A	PCT.	PTS	AVG.
1972-73	21	69-129	.535	-	-	30-43	.698	168	8.0
1973-74	28	148-306	.484	-	-	58-79	.734	354	12.6
1974-75	26	238-432	.551	-	-	99-132	.750	575	22.1
1975-76	27	196-404	.485	-	-	90-119	.756	482	17.9
<b>Totals</b>	<b>102</b>	<b>651-1271</b>	<b>.512</b>	<b>-</b>	<b>-</b>	<b>277-373</b>	<b>.743</b>	<b>1579</b>	<b>15.5</b>



## 12 - TOM HAGAN - 1,514 POINTS

Year	G	FG-A	PCT.	3FG-A	PCT.	FT-A	PCT.	PTS	AVG.
1966-67	26	170-331	.514	-	-	103-132	.780	443	17.0
1967-68	24	161-333	.483	-	-	141-167	.844	463	19.2
1968-69	26	246-480	.513	-	-	116-133	.872	608	23.4
<b>Totals</b>	<b>76</b>	<b>577-1144</b>	<b>.504</b>	<b>-</b>	<b>-</b>	<b>360-432</b>	<b>.833</b>	<b>1514</b>	<b>19.9</b>



## 13 - BARRY GOHEEN - 1,509 POINTS

Year	G	FG-A	PCT.	3FG-A	PCT.	FT-A	PCT.	PTS	AVG.
1985-86	28	91-168	.542	-	-	44-52	.846	226	8.1
1986-87	34	138-297	.465	29-78	.372	114-136	.838	419	12.3
1987-88	31	134-287	.467	29-67	.433	86-112	.768	383	12.4
1988-89	33	158-352	.449	60-137	.438	105-139	.755	481	14.6
<b>Totals</b>	<b>126</b>	<b>521-1104</b>	<b>.472</b>	<b>118-282</b>	<b>.418</b>	<b>349-439</b>	<b>.795</b>	<b>1509</b>	<b>12.0</b>



## 14 - DAN LANGHI - 1,502 POINTS

Year	G	FG-A	PCT.	3FG-A	PCT.	FT-A	PCT.	PTS	AVG.
1996-97	31	33-76	.434	9-27	.333	55-74	.743	130	4.2
1997-98	31	68-162	.420	24-67	.358	36-47	.766	196	6.3
1998-99	29	162-388	.418	47-122	.385	141-167	.844	512	17.7
1999-00	30	222-465	.477	58-144	.403	162-186	.871	664	22.1
<b>Totals</b>	<b>121</b>	<b>485-1091</b>	<b>.446</b>	<b>138-360</b>	<b>.383</b>	<b>394-474</b>	<b>.831</b>	<b>1502</b>	<b>12.4</b>



## 15 - A.J. OGILVY - 1,468 POINTS

Year	G	FG-A	PCT.	3FG-A	PCT.	FT-A	PCT.	PTS	AVG.
2007-08	34	201-342	.588	0-2	.000	176-229	.769	578	17.0
2008-09	29	152-280	.543	7-27	.259	137-196	.699	448	15.4
2009-10	33	142-279	.509	0-0	.000	158-216	.731	442	13.4
<b>Totals</b>	<b>96</b>	<b>495-901</b>	<b>.549</b>	<b>7-29</b>	<b>.241</b>	<b>471-641</b>	<b>.735</b>	<b>1468</b>	<b>15.3</b>



## 16 - SCOTT DRAUD - 1,466 POINTS

Year	G	FG-A	PCT.	3FG-A	PCT.	FT-A	PCT.	PTS	AVG.
1986-87	34	80-190	.421	54-123	.439	34-45	.756	248	7.3
1987-88	31	69-172	.401	43-101	.426	35-44	.796	216	7.0
1989-90	35	178-415	.429	90-208	.433	100-115	.870	546	15.6
1990									



# 1,000-POINT SCORERS



## 17 - BOBBY THYM - 1,403 POINTS

Year	G	FG-A	PCT.	3FG-A	PCT.	FT-A	PCT.	PTS	AVG.
1953-54	22	110-276	.399	-	-	76-123	.618	296	13.5
1954-55	22	112-356	.315	-	-	128-177	.723	352	16.0
1955-56	23	118-298	.362	-	-	143-204	.701	379	16.5
1956-57	22	135-318	.425	-	-	106-171	.620	376	17.1
<b>Totals</b>	<b>89</b>	<b>475-1248</b>	<b>.381</b>	<b>-</b>	<b>-</b>	<b>453-675</b>	<b>.671</b>	<b>1403</b>	<b>15.8</b>



## 18 - KEVIN ANGLIN - 1,389 POINTS

Year	G	FG-A	PCT.	3FG-A	PCT.	FT-A	PCT.	PTS	AVG.
1989-90	35	42-124	.339	5-36	.139	84-104	.808	173	4.9
1990-91	30	110-229	.480	34-84	.405	91-120	.758	345	11.5
1991-92	30	148-324	.457	55-137	.402	155-207	.749	506	16.9
1992-93	34	120-312	.385	40-144	.278	85-118	.720	365	10.7
<b>Totals</b>	<b>129</b>	<b>420-989</b>	<b>.425</b>	<b>134-401</b>	<b>.344</b>	<b>415-549</b>	<b>.756</b>	<b>1389</b>	<b>10.8</b>



## 19 - BILLY MCCAFFREY - 1,359 POINTS

Year	G	FG-A	PCT.	3FG-A	PCT.	FT-A	PCT.	PTS	AVG.
1992-93	34	241-436	.553	83-162	.512	134-154	.870	699	20.6
1993-94	32	217-476	.456	58-154	.377	168-189	.880	660	20.6
<b>Totals</b>	<b>66</b>	<b>458-912</b>	<b>.502</b>	<b>141-316</b>	<b>.446</b>	<b>302-343</b>	<b>.880</b>	<b>1359</b>	<b>20.6</b>



## 20 - BUTCH FEHER - 1,345 POINTS

Year	G	FG-A	PCT.	3FG-A	PCT.	FT-A	PCT.	PTS	AVG.
1972-73	21	44-109	.404	-	-	30-47	.638	118	5.6
1973-74	28	84-211	.398	-	-	69-84	.821	237	8.5
1974-75	26	197-385	.512	-	-	139-182	.764	533	20.5
1975-76	27	173-362	.478	-	-	111-144	.771	457	16.9
<b>Totals</b>	<b>102</b>	<b>498-1067</b>	<b>.467</b>	<b>-</b>	<b>-</b>	<b>349-457</b>	<b>.763</b>	<b>1345</b>	<b>13.2</b>




## 21 - TERRY COMPTON - 1,326 POINTS

Year	G	FG-A	PCT.	3FG-A	PCT.	FT-A	PCT.	PTS	AVG.
1971-72	26	173-319	.542	-	-	109-153	.712	450	17.3
1972-73	26	191-388	.492	-	-	79-104	.760	461	17.7
1973-74	28	163-358	.455	-	-	89-102	.873	415	14.8
<b>Totals</b>	<b>80</b>	<b>527-1065</b>	<b>.495</b>	<b>-</b>	<b>-</b>	<b>277-359</b>	<b>.772</b>	<b>1326</b>	<b>16.6</b>



## 22 - FRANK SECKAR - 1,317 POINTS

Year	G	FG-A	PCT.	3FG-A	PCT.	FT-A	PCT.	PTS	AVG.
1992-93	34	45-112	.402	30-70	.429	32-44	.727	152	4.5
1993-94	32	88-201	.438	62-138	.449	46-63	.730	284	8.9
1994-95	28	117-272	.430	83-195	.426	41-58	.707	358	12.8
1995-96	32	170-407	.418	103-272	.379	80-108	.741	523	16.3
<b>Totals</b>	<b>126</b>	<b>429-992</b>	<b>.428</b>	<b>278-675</b>	<b>.419</b>	<b>199-273</b>	<b>.729</b>	<b>1317</b>	<b>10.5</b>



## 23 - BARRY BOOKER - 1,310 POINTS

Year	G	FG-A	PCT.	3FG-A	PCT.	FT-A	PCT.	PTS	AVG.
1985-86	26	38-90	.422	-	-	18-25	.720	94	3.6
1986-87	34	134-281	.477	85-170	.500	50-60	.833	403	11.9
1987-88	31	120-266	.451	74-171	.433	24-32	.750	338	10.9
1988-89	33	166-352	.472	87-194	.449	56-86	.667	475	14.4
<b>Totals</b>	<b>124</b>	<b>458-989</b>	<b>.463</b>	<b>246-535</b>	<b>.460</b>	<b>148-203</b>	<b>.729</b>	<b>1310</b>	<b>10.6</b>



## 24 - WILL PERDUE - 1,281 POINTS

Year	G	FG-A	PCT.	3FG-A	PCT.	FT-A	PCT.	PTS	AVG.
1983-84	17	21-45	.467	-	-	4-9	.444	46	2.7
1985-86	22	31-53	.585	-	-	14-32	.438	76	3.2
1986-87	34	233-389	.599	-	-	126-204	.618	592	17.4
1987-88	31	234-369	.634	-	-	99-147	.674	567	18.3
<b>Totals</b>	<b>104</b>	<b>519-856</b>	<b>.606</b>	<b>-</b>	<b>-</b>	<b>243-392</b>	<b>.620</b>	<b>1281</b>	<b>12.3</b>



## 25 - JEFF TURNER - 1,271 POINTS

Year	G	FG-A	PCT.	3FG-A	PCT.	FT-A	PCT.	PTS	AVG.
1980-81	28	40-96	.417	-	-	20-31	.645	100	3.6
1981-82	27	99-189	.524	-	-	52-71	.732	250	9.3
1982-83	33	180-366	.492	-	-	75-98	.765	435	13.2
1983-84	29	200-375	.533	-	-	86-102	.843	486	16.8
<b>Totals</b>	<b>117</b>	<b>519-1026</b>	<b>.506</b>	<b>-</b>	<b>-</b>	<b>233-302</b>	<b>.771</b>	<b>1271</b>	<b>10.9</b>



## 26 - JERMAINE BEAL - 1,253 POINTS

Year	G	FG-A	PCT.	3FG-A	PCT.	FT-A	PCT.	PTS	AVG.
2006-07	34	33-98	.337	10-38	.263	52-65	.800	128	3.8
2007-08	34	71-185	.384	31-99	.313	84-111	.757	257	7.6
2008-09	31	118-280	.421	58-144	.403	93-113	.823	387	12.5
2009-10	33	158-359	.440	72-190	.379	93-116	.802	481	14.6
<b>Totals</b>	<b>132</b>	<b>380-922</b>	<b>.412</b>	<b>171-471</b>	<b>.363</b>	<b>322-405</b>	<b>.795</b>	<b>1253</b>	<b>9.5</b>



## 27 - BRAD TINSLEY - 1,252 POINTS

Year	G	FG-A	PCT.	3FG-A	PCT.	FT-A	PCT.	PTS	AVG.
2008-09	31	108-258	.419	69-168	.411	56-68	.824	341	11.0
2009-10	33	77-190	.405	31-105	.295	44-51	.863	229	6.9
2010-11	34	115-264	.436	45-122	.369	84-102	.824	359	10.6
2011-12	36	110-232	.474	44-106	.415	59-69	.855	323	9.0
<b>Totals</b>	<b>134</b>	<b>410-944</b>	<b>.434</b>	<b>189-501</b>	<b>.377</b>	<b>243-290</b>	<b>.838</b>	<b>1252</b>	<b>9.3</b>



## 28 - THORPE WEBER - 1,209 POINTS

Year	G	FG-A	PCT.	3FG-A	PCT.	FT-A	PCT.	PTS	AVG.
1968-69	26	138-282	.489	-	-	86-116	.741	362	13.9
1969-70	26	161-377	.427	-	-	86-131	.656	408	15.7
1970-71	26	174-390	.446	-	-	91-131	.695	439	16.9
<b>Totals</b>	<b>78</b>	<b>473-1049</b>	<b>.451</b>	<b>-</b>	<b>-</b>	<b>263-378</b>	<b>.696</b>	<b>1209</b>	<b>15.5</b>



## 29 - AL ROCHELLE - 1,206 POINTS

Year	G	FG-A	PCT.	3FG-A	PCT.	FT-A	PCT.	PTS	AVG.
1953-54	8	10-36	.278	-	-	29-41	.707	49	6.1
1954-55	22	119-309	.385	-	-	117-157	.745	355	16.1
1955-56	23	134-345	.388	-	-	153-204	.750	421	18.3
1956-57	22	153-376	.407	-	-	75-96	.781	381	17.3
<b>Totals</b>	<b>75</b>	<b>416-1066</b>	<b>.390</b>	<b>-</b>	<b>-</b>	<b>374-498</b>	<b>.751</b>	<b>1206</b>	<b>16.1</b>



## 30 - JIM HENRY - 1,198 POINTS

Year	G	FG-A	PCT.	3FG-A	PCT.	FT-A	PCT.	PTS	AVG.
1956-57	22	95-212	.448	-	-	101-151	.670	291	13.2
1957-58	24	182-393	.463	-	-	129-187	.790	493	20.5
1958-59	22	148-310	.477	-	-	118-150	.787	414	18.8
<b>Totals</b>	<b>68</b>	<b>425-915</b>	<b>.464</b>	<b>-</b>	<b>-</b>	<b>348-488</b>	<b>.713</b>	<b>1198</b>	<b>17.6</b>



## 31 - JOE FORD - 1,193 POINTS

Year	G	FG-A	PCT.	3FG-A	PCT.	FT-A	PCT.	PTS	AVG.
1972-73	26	46-121	.380	-	-	48-64	.750	140	5.4
1973-74	28	115-229	.502	-	-	66-89	.742	296	10.6
1974-75	26	121-257	.471	-	-	94-112	.839	336	12.9
1975-76	27	159-309	.515	-	-	103-126	.817	421	15.6
<b>Totals</b>	<b>107</b>	<b>441-916</b>	<b>.481</b>	<b>-</b>	<b>-</b>	<b>311-391</b>	<b>.795</b>	<b>1193</b>	<b>11.1</b>



## 32 - BILLY JOE ADCOCK - 1,190 POINTS

Year	G	FG-A	PCT.	3FG-A	PCT.	FT-A	PCT.	PTS	AVG.
1946-47	14	67	-	-	-	26-47	.553	160	11.4
1947-48	22	144	-	-	-	88-129	.682	376	17.1
1948-49	22	130	-	-	-	79-125	.632	339	15.4
1949-50	25	112	-	-	-	91-141	.645	315	12.5
<b>Totals</b>	<b>83</b>	<b>453</b>	<b>-</b>	<b>-</b>	<b>-</b>	<b>284-442</b>	<b>.643</b>	<b>1190</b>	<b>14.3</b>



# 1,000-POINT SCORERS



## 33 - BRETT BURROW - 1,149 POINTS

Year	G	FG-A	PCT.	3FG-A	PCT.	FT-A	PCT.	PTS	AVG.
1982-83	33	53-120	.442	-	-	52-65	.800	158	4.8
1983-84	29	90-175	.514	-	-	41-64	.641	221	7.6
1984-85	28	137-265	.517	-	-	126-148	.851	400	14.3
1985-86	28	126-256	.492	-	-	118-143	.825	370	13.2
<b>Totals</b>	<b>118</b>	<b>406-816</b>	<b>.498</b>	<b>-</b>	<b>-</b>	<b>337-420</b>	<b>.802</b>	<b>1149</b>	<b>9.7</b>



## 34 - BABE TAYLOR - 1,144 POINTS

Year	G	FG-A	PCT.	3FG-A	PCT.	FT-A	PCT.	PTS	AVG.
1952-53	19	95-276	.344	-	-	17-23	.739	207	10.9
1953-54	22	105-318	.330	-	-	62-74	.838	272	12.4
1954-55	20	137-384	.357	-	-	67-93	.720	341	17.0
1955-56	23	141-391	.361	-	-	42-57	.737	324	14.1
<b>Totals</b>	<b>84</b>	<b>478-1371</b>	<b>.349</b>	<b>-</b>	<b>-</b>	<b>188-247</b>	<b>.761</b>	<b>1144</b>	<b>13.6</b>



## 35 - MARIO MOORE - 1,137 POINTS

Year	G	FG	PCT.	3FG-A	PCT.	FT-A	PCT.	PTS	AVG.
2002-03	29	59-179	.330	35-101	.347	23-37	.622	176	6.1
2003-04	33	132-336	.393	66-182	.363	41-53	.774	371	11.2
2004-05	34	155-348	.445	77-193	.399	72-89	.809	459	13.5
2005-06	24	49-145	.338	19-83	.229	14-23	.609	131	5.5
<b>Totals</b>	<b>120</b>	<b>395-1008</b>	<b>.392</b>	<b>197-559</b>	<b>.352</b>	<b>150-202</b>	<b>.743</b>	<b>1137</b>	<b>9.5</b>



## 36 - BRUCE ELDER - 1,086 POINTS

Year	G	FG	PCT.	3FG-A	PCT.	FT-A	PCT.	PTS	AVG.
1990-91	30	117-248	.472	26-71	.361	80-106	.755	340	11.3
1991-92	29	124-260	.477	33-78	.423	79-110	.718	360	12.4
1992-93	34	142-239	.594	20-52	.385	82-105	.781	386	11.4
<b>Totals</b>	<b>93</b>	<b>383-747</b>	<b>.513</b>	<b>79-202</b>	<b>.391</b>	<b>241-321</b>	<b>.751</b>	<b>1086</b>	<b>11.7</b>



## 37 - BO WYENANDT - 1,078 POINTS

Year	G	FG	PCT.	3FG-A	PCT.	FT-A	PCT.	PTS	AVG.
1965-66	26	127-271	.469	-	-	75-101	.743	329	12.7
1966-67	26	160-313	.514	-	-	75-101	.743	395	16.5
1967-68	26	124-289	.429	-	-	106-127	.835	354	13.6
<b>Totals</b>	<b>78</b>	<b>411-873</b>	<b>.471</b>	<b>-</b>	<b>-</b>	<b>256-329</b>	<b>.778</b>	<b>1078</b>	<b>13.8</b>



## 38 - TODD MILHOLLAND - 1,053 POINTS

Year	G	FG	PCT.	3FG-A	PCT.	FT-A	PCT.	PTS	AVG.
1988-89	31	36-75	.480	2-6	.333	14-17	.824	88	2.8
1989-90	35	134-258	.519	11-29	.379	58-78	.744	337	9.6
1990-91	24	102-196	.520	4-13	.308	74-91	.813	282	11.8
1991-92	29	140-260	.539	5-15	.333	61-75	.813	346	11.9
<b>Totals</b>	<b>119</b>	<b>412-789</b>	<b>.522</b>	<b>22-63</b>	<b>.349</b>	<b>207-261</b>	<b>.793</b>	<b>1053</b>	<b>8.8</b>



## 39 - DAN FINCH - 1,045 POINTS

Year	G	FG	PCT.	3FG-A	PCT.	FT-A	PCT.	PTS	AVG.
1951-52	25	67-191	.351	-	-	58-96	.604	192	7.7
1952-53	18	124-351	.353	-	-	124-183	.678	372	20.7
1953-54	22	165-427	.386	-	-	151-211	.716	481	21.9
<b>Totals</b>	<b>65</b>	<b>356-969</b>	<b>.367</b>	<b>-</b>	<b>-</b>	<b>333-490</b>	<b>.680</b>	<b>1045</b>	<b>16.1</b>



## 40 - SAM HOWARD - 1,042 POINTS

Year	G	FG	PCT.	3FG-A	PCT.	FT-A	PCT.	PTS	AVG.
1998-99	29	79-213	.371	58-158	.367	17-23	.739	233	8.0
1999-00	30	109-280	.389	78-216	.361	20-27	.741	316	10.5
2000-01	30	69-201	.343	35-120	.292	20-27	.741	193	6.4
2001-02	31	108-237	.456	67-159	.421	17-25	.680	300	9.7
<b>Totals</b>	<b>120</b>	<b>365-931</b>	<b>.392</b>	<b>238-653</b>	<b>.364</b>	<b>74-102</b>	<b>.725</b>	<b>1042</b>	<b>8.7</b>



## 41 - AUSTIN BATES - 1,020 POINTS

Year	G	FG	PCT.	3FG-A	PCT.	FT-A	PCT.	PTS	AVG.
1993-94	15	4-11	.364	0-0	.000	3-6	.500	11	0.7
1995-96	32	80-169	.473	0-0	.000	14-23	.609	174	5.4
1996-97	31	158-302	.523	0-2	.000	63-89	.708	379	12.2
1997-98	33	181-355	.510	0-2	.000	93-139	.676	456	13.8
<b>Totals</b>	<b>111</b>	<b>423-837</b>	<b>.505</b>	<b>0-4</b>	<b>.000</b>	<b>173-257</b>	<b>.673</b>	<b>1,020</b>	<b>9.2</b>



## 42 - PERRY WALLACE - 1,010 POINTS

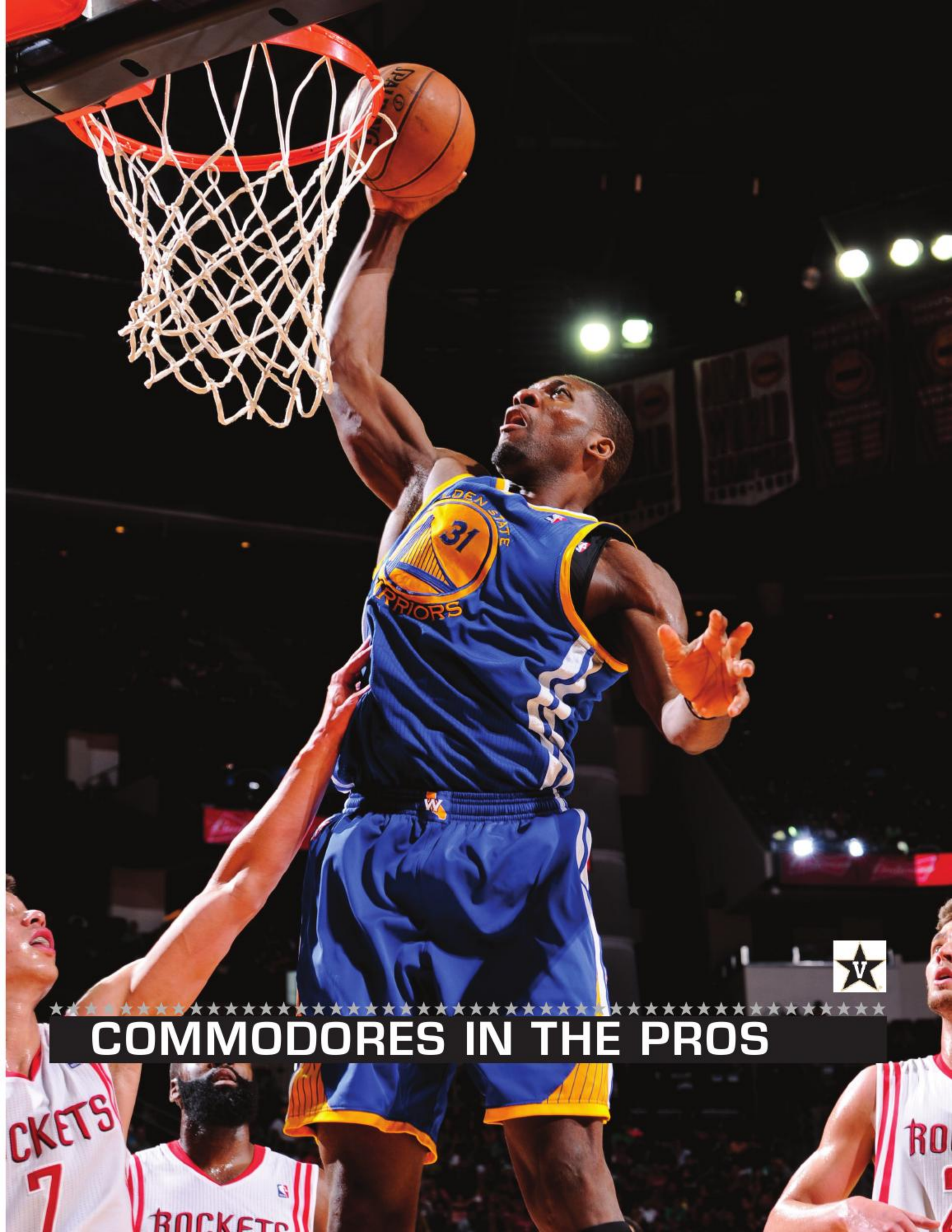
Year	G	FG	PCT.	3FG-A	PCT.	FT-A	PCT.	PTS	AVG.
1967-68	26	111-260	.426	-	-	30-60	.500	252	9.7
1968-69	26	135-308	.438	-	-	27-53	.509	297	11.4
1969-70	26	197-400	.493	-	-	67-87	.770	461	17.7
<b>Totals</b>	<b>78</b>	<b>443-968</b>	<b>.458</b>	<b>-</b>	<b>-</b>	<b>124-200</b>	<b>.620</b>	<b>1010</b>	<b>12.9</b>



## 43 - ALEX GORDON - 1,007 POINTS

Year	G	FG	PCT.	3FG-A	PCT.	FT-A	PCT.	PTS	AVG.
2004-05	34	57-166	.343	40-116	.345	50-64	.781	204	6.0
2005-06	30	50-132	.379	31-84	.369	39-53	.736	170	5.7
2006-07	34	80-202	.396	52-136	.382	53-72	.736	265	7.8
2007-08	34	111-275	.404	77-192	.401	69-88	.784	369	10.8
<b>Totals</b>	<b>132</b>	<b>298-775</b>	<b>.385</b>	<b>200-528</b>	<b>.379</b>	<b>211-277</b>	<b>.762</b>	<b>1007</b>	<b>7.6</b>





\*\*\*\*\*  
**COMMODORES IN THE PROS**



# VANDERBILT IN THE PROS



**John Jenkins**  
2012-



**Festus Ezeli**  
2012-



**Jeffery Taylor**  
2012-



**Shan Foster**  
2008



**Derrick Byars**  
2007, 2012



**Matt Freije**  
2005, 2007



**Frank Kornet**  
1990-91



**Jeff Turner**  
1985-87,  
1990-96



**Bill Ligon**  
1974



**Clyde Lee**  
1967-1971

## COMMODORES IN THE NBA DRAFT

Year	Player	Team	Round
2012	John Jenkins	Atlanta	1st (23rd pick)
	Festus Ezeli	Golden State	1st (30th pick)
	Jeffery Taylor	Charlotte	2nd (31st pick)
2008	Shan Foster	Dallas	2nd
2007	Derrick Byars	Portland (Traded to Philadelphia)	2nd
2004	Matt Freije	Miami	2nd
2000	Dan Langhi	Dallas (Traded to Houston)	2nd
1989	Frank Kornet	Milwaukee	2nd
1988	Will Perdue	Chicago	1st (11th pick)
1987	Glen Clem	New York	5th
1984	Jeff Turner	New Jersey	1st (7th pick)
1981	Charles Davis	Washington	2nd
	Mike Rhodes	San Antonio	5th
1980	Tommy Springer	Denver	7th
1976	Butch Feher	Phoenix	2nd
	Jeff Fosnes	Golden State	4th
1974	Jan van Breda Kolff	Portland	2nd
	Terry Compton	Kansas City-Omaha	4th
	Bill Ligon	Detroit	10th
1973	Steve Turner	Boston	10th
	Rod Freeman	Philadelphia	11th
1971	Thorpe Weber	Boston	6th
1970	Perry Wallace	Philadelphia	5th
1969	Tom Hagan	San Francisco	3rd
	Bob Bundy	Atlanta	7th
1968	Bob Warren	Atlanta	4th
	Bo Wyenandt	Cincinnati	10th
1967	Jerry Southwood	Baltimore	18th
1966	Clyde Lee	San Francisco	1st (3rd pick)
	Keith Thomas	Los Angeles	6th
1961	Bill Depp	Boston	3rd
1959	Jim Henry	Minneapolis	6th
1957	Al Rochelle	St. Louis	5th
1954	Dan Finch	Minneapolis	—
1951	George Kelley	Indianapolis	—
1950	Billy Joe Adcock	Fort Wayne	—

## Careers in Professional Basketball

### CHARLES DAVIS

Washington (NBA) 1982-1985  
Milwaukee (NBA) 1985-1988  
San Antonio (NBA) 1988  
Chicago (NBA) 1989-1990

### FESTUS EZELI

Golden State (NBA), 2012-

### BUTCH FEHER

Phoenix (NBA) 1977

### ROD FREEMAN

Philadelphia (NBA) 1974

### MATT FREIJE

New Orleans (NBA) 2005  
Nashville (ABA) 2005  
Atlanta (NBA) 2007

### JOHN JENKINS

Atlanta (NBA) 2012-

### TOM HAGAN

Dallas (ABA) 1970-71  
Kentucky (ABA) 1971

### WILLIE "HUTCH" JONES

San Diego (NBA) 1983-84

### FRANK KORNET

Milwaukee (NBA) 1990-91

### DAN LANGHI

Houston (NBA) 2001-02  
Phoenix (NBA) 2003  
Golden State (NBA) 2004  
Milwaukee (NBA) 2004

### CLYDE LEE

San Francisco (NBA) 1967-71  
Golden State (NBA) 1972-74  
Atlanta (NBA) 1975  
Philadelphia (NBA) 1975-76

### BILL LIGON

Detroit (NBA) 1975

### WILL PERDUE

Chicago (NBA) 1989-95  
San Antonio (NBA) 1996-99  
Chicago (NBA) 2000

### ROGER SCHURIG

Houston (ABA)-1968

### JEFFERY TAYLOR

Charlotte (NBA) - 2012-

### JEFF TURNER

New Jersey (NBA)-1985-87  
Orlando Magic (NBA)  
1990-96

### JAN VAN BRED KOLFF

Denver (ABA) 1975  
Virginia (ABA) 1976  
Kentucky (ABA) 1976  
N.Y./N.J Nets (NBA) 1977-83

### BOB WARREN

Los Angeles (ABA) 1969-70  
Memphis (ABA)-1971-72  
Carolina (ABA) 1972-73  
Dallas (ABA) 1973  
Utah (ABA) 1973-74  
San Antonio (ABA) 1974-76



# COMMODORES IN THE PROS

## Derrick Byars • F • 6-7 • 220 • Memphis, Tenn.

Yr-Team	G	FG-A	PCT.	3FG-A	PCT.	FT-A	PCT.	REB-AVG.	PTS-AVG.
2012-SA-N	2	3-11	.273	0-6	.000	4-4	1.00	11-5.5	10-5.0
<b>1 Season</b>	<b>2</b>	<b>3-11</b>	<b>.273</b>	<b>0-6</b>	<b>.000</b>	<b>4-4</b>	<b>1.00</b>	<b>11-5.5</b>	<b>10-5.0</b>

## Charles Davis • F • 6-7 • 215 • Nashville, Tenn.

Yr-Team	G	FG-A	PCT.	3FG-A	PCT.	FT-A	PCT.	REB-AVG.	PTS-AVG.
1982-WASH-N	54	88-184	.478	0-2	.000	30-37	.811	133-2.5	206-3.8
1983-WASH-N	74	251-534	.470	2-10	.200	56-89	.629	213-2.9	560-7.6
1984-WASH-N	46	103-218	.472	1-9	.111	24-39	.615	103-2.2	231-5.0
1985-WASH-N	4	2-10	.200	0-0	.000	3-4	.750	4-1.0	7-1.8
1985-MILW-N	57	151-346	.436	1-10	.100	48-58	.828	149-2.6	351-6.2
1986-MILW-N	57	188-397	.474	3-24	.125	61-75	.813	170-3.0	440-7.7
1988-MILW-N	5	6-18	.333	0-2	.000	0-0	.000	3-0.6	12-2.4
1988-SA-N	16	42-97	.432	1-15	0.67	7-10	.700	38-2.4	92-5.8
1989-CHI-N	49	81-190	.426	4-15	.267	19-26	.731	114-2.3	185-3.78
1990-CHI-N	53	58-158	.367	7-25	.280	7-8	.875	81-1.5	130-2.5
<b>8 Seasons</b>	<b>415</b>	<b>970-2152</b>	<b>.451</b>	<b>19-112</b>	<b>.170</b>	<b>255-346</b>	<b>.737</b>	<b>1008-2.4</b>	<b>2214-5.3</b>

## Festus Ezeli • C • 6-11 • 255 • Benin City, Nigeria

Yr-Team	G	FG-A	PCT.	3FG-A	PCT.	FT-A	PCT.	REB-AVG.	PTS-AVG.
2013-GSW-N	78	74-169	.438	0-0	.000	43-81	.531	313-4.0	191-2.4
<b>1 Season</b>	<b>78</b>	<b>74-169</b>	<b>.438</b>	<b>0-0</b>	<b>.000</b>	<b>43-81</b>	<b>.531</b>	<b>313-4.0</b>	<b>191-2.4</b>

## Butch Feher • G • 6-4 • 185 • Flint, Mich.

Yr-Team	G	FG-A	PCT.	3FG-A	PCT.	FT-A	PCT.	REB-AVG.	PTS-AVG.
1977-PHO-N	48	86-162	.530	-	-	76-99	.768	74-1.54	248-5.17
<b>1 Season</b>	<b>48</b>	<b>86-162</b>	<b>.530</b>	<b>-</b>	<b>-</b>	<b>76-99</b>	<b>.768</b>	<b>74-1.54</b>	<b>248-5.17</b>

## Rod Freeman • F • 6-7 • 225 • Anderson, Ind.

Yr-Team	G	FG-A	PCT.	3FG-A	PCT.	FT-A	PCT.	REB-AVG.	PTS-AVG.
1974-PHI-N	35	39-103	.379	-	-	28-41	.683	54-1.5	106-3.0
<b>1 Season</b>	<b>35</b>	<b>39-103</b>	<b>.379</b>	<b>-</b>	<b>-</b>	<b>28-41</b>	<b>.683</b>	<b>54-1.5</b>	<b>106-3.0</b>

## Matt Freije • F • 6-10 • 249 • Overland Park, Kan.

Yr-Team	G	FG-A	PCT.	3FG-A	PCT.	FT-A	PCT.	REB-AVG.	PTS-AVG.
2005-NOH-N	23	37-127	.291	14-54	.259	5-8	.625	61-2.7	93-4.0
2007-ATL-N	19	16-54	.296	3-22	.136	5-6	.833	24-0.4	40-2.1
<b>2 Seasons</b>	<b>42</b>	<b>53-181</b>	<b>.293</b>	<b>17-76</b>	<b>.224</b>	<b>10-14</b>	<b>.600</b>	<b>85-2.0</b>	<b>133-3.2</b>

## Tom Hagan • G • 6-3 • 185 • Louisville, Ky.

Yr-Team	G	FG-A	PCT.	3FG-A	PCT.	FT-A	PCT.	REB-AVG.	PTS-AVG.
1970-DLC-A	24	37-81	.457	7	-	22-29	.759	30-1.3	103-4.3
1971-KEN-A	4	2-10	.200	0	-	0-2	.000	1-0.3	4-1.0
1971-TEX-A	45	98-236	.415	12	-	43-61	.705	82-1.8	251-5.6
<b>2 Seasons</b>	<b>73</b>	<b>137-327</b>	<b>.419</b>	<b>19</b>	<b>-</b>	<b>65-92</b>	<b>.707</b>	<b>113-1.6</b>	<b>358-4.9</b>

## Willie "Hutch" Jones • F • 6-8 • 190 • Buffalo, N.Y.

Yr-Team	G	FG-A	PCT.	3FG-A	PCT.	FT-A	PCT.	REB-AVG.	PTS-AVG.
1983-SDC-N	9	17-37	.459	0-0	.000	6-6	1.000	17-1.9	40-4.4
1984-SDC-N	4	0-3	.000	0-0	.000	1-4	.250	0-0.0	1-0.3
<b>2 Seasons</b>	<b>13</b>	<b>17-40</b>	<b>.430</b>	<b>0-0</b>	<b>.000</b>	<b>7-10</b>	<b>.700</b>	<b>17-1.3</b>	<b>41-3.2</b>

## John Jenkins • G • 6-4 • 215 • Hendersonville, Tenn.

Yr-Team	G	FG-A	PCT.	3FG-A	PCT.	FT-A	PCT.	REB-AVG.	PTS-AVG.
2013-ATL-N	61	131-294	.446	53-138	.384	59-70	.843	94-1.5	374-6.1
2014-ATL-N	13	16-42	.381	4-18	.222	4-4	1.000	22-1.7	40-3.1
<b>2 Seasons</b>	<b>74</b>	<b>147-336</b>	<b>.438</b>	<b>57-156</b>	<b>.365</b>	<b>63-74</b>	<b>.851</b>	<b>116-1.5</b>	<b>414-5.6</b>

## Frank Kornet • F • 6-9 • 225 • Lexington, Ky.

Yr-Team	G	FG-A	PCT.	3FG-A	PCT.	FT-A	PCT.	REB-AVG.	PTS-AVG.
1990-MIL-N	57	42-114	.368	5-20	.250	24-39	.615	71-1.2	113-2.0
1991-MIL-N	32	23-62	.371	5-18	.278	7-13	.538	24-0.8	58-1.8
<b>2 Seasons</b>	<b>89</b>	<b>65-176</b>	<b>.369</b>	<b>10-38</b>	<b>.263</b>	<b>31-52</b>	<b>.596</b>	<b>95-1.1</b>	<b>171-1.9</b>

## Dan Langhi • F • 6-11 • 220 • Chicago, Ill.

Yr-Team	G	FG-A	PCT.	3FG-A	PCT.	FT-A	PCT.	REB-AVG.	PTS-AVG.
2001-HOU-N	33	37-99	.374	0-1	.000	16-29	.552	41-1.2	90-2.7
2002-HOU-N	34	49-125	.393	1-4	.250	8-11	.727	67-2.0	107-3.2
2003-PHO-N	60	81-202	.401	9-31	.290	12-20	.600	87-1.5	183-3.1
2004-GSW-N	4	2-6	.333	0-0	.000	2-2	1.000	3-0.8	6-1.5
2004-MIL-N	2	3-8	.375	1-2	.500	0-0	.000	1-0.5	7-1.8
<b>4 Seasons</b>	<b>133</b>	<b>172-440</b>	<b>.391</b>	<b>11-38</b>	<b>.289</b>	<b>38-62</b>	<b>.613</b>	<b>199-1.5</b>	<b>393-3.5</b>

## Clyde Lee • F/C • 6-10 • 205 • Nashville, Tenn.

Yr-Team	G	FG-A	PCT.	3FG-A	PCT.	FT-A	PCT.	REB-AVG.	PTS-AVG.
1967-SFW-N	74	205-503	.408	-	-	105-166	.633	551-7.4	515-7.0
1968-SFW-N	82	373-894	.417	-	-	229-335	.683	1141-13.9	975-11.9
1969-SFW-N	65	268-674	.398	-	-	160-256	.625	897-13.8	696-10.7
1970-SFW-N	82	362-822	.440	-	-	178-300	.593	929-11.3	902-11.0a
1971-SFW-N	82	194-428	.453	-	-	111-199	.558	570-7.0	499-6.1
1972-GSW-N	78	256-544	.471	-	-	120-222	.541	1132-14.5	632-8.1
1973-GSW-N	66	170-365	.466	-	-	74-131	.565	598-9.1	414-6.3
1974-GSW-N	54	129-284	.454	-	-	62-107	.579	598-11.1	320-5.9
1975-ATL-N	9	12-36	.333	-	-	32-39	.821	70-7.8	56-6.2
1975-PHI-N	71	164-391	.419	-	-	87-138	.630	687-9.7	415-5.8
1976-PHI-N	79	123-282	.436	-	-	63-95	.663	453-5.7	309-3.9
<b>10 Seasons</b>	<b>742</b>	<b>2256-5223</b>	<b>.432</b>	<b>-</b>	<b>-</b>	<b>1221-1988</b>	<b>.614</b>	<b>7626-10.3</b>	<b>5733-7.7</b>

## Bill Ligon • G • 6-4 • 180 • Nashville, Tenn.

Yr-Team	G	FG-A	PCT.	3FG-A	PCT.	FT-A	PCT.	REB-AVG.	PTS-AVG.
1975-DET-N	38	55-143	.385	-	-	16-25	.640	26-0.7	126-3.3
<b>1 Season</b>	<b>38</b>	<b>55-143</b>	<b>.385</b>	<b>-</b>	<b>-</b>	<b>16-25</b>	<b>.640</b>	<b>26-0.7</b>	<b>126-3.3</b>

## Will Perdue • C • 7-0 • 240 • Melbourne, Fla.

Yr-Team	G	FG-A	PCT.	3FG-A	PCT.	FT-A	PCT.	REB-AVG.	PTS-AVG.
1989-CHI-N	30	29-72	.403	0-0	.000	8-14	.571	45-1.5	66-2.2
1990-CHI-N	77	111-268	.414	0-5	.000	72-104	.692	214-2.8	294-3.8
1991-CHI-N	74	116-235	.510	0-3	.000	75-112	.670	336-4.5	307-4.1
1992-CHI-N	77	152-278	.547	1-2	.500	45-91	.495	312-4.1	350-4.6
1993-CHI-N	72	137-246	.557	0-1	.000	67-111	.604	287-4.0	341-4.7
1994-CHI-N	43	47-112	.420	0-1	.000	23-32	.719	126-2.9	117-2.7
1995-CHI-N	78	254-459	.553	0-1	.000	113-194	.582	522-6.7	621-8.0
1996-SAS-N	80	173-331	.522	0-1	.000	67-125	.536	485-6.1	413-5.2
1997-SAS-N	65	233-410	.568	0-0	.000	99-171	.579	638-9.8	565-8.7
1998-SAS-N	79	162-295	.549	0-1	.000	70-133	.526	535-6.8	394-5.0
1999-SAS-N	37	38-60	.633	0-0	.000	14-26	.538	138-3.7	90-2.4
2000-CHI-N	67	59-168	.351	0-0	.000	50-105	.476	262-3.9	168-2.5
2001-POR-N	13	6-9	.667	0-0	.000	2-4	.500	18-1.4	14-1.1
<b>13 Seasons</b>	<b>792</b>	<b>1517-2943</b>	<b>.515</b>	<b>1-15</b>	<b>.067</b>	<b>705-1222</b>	<b>.577</b>	<b>3918-4.9</b>	<b>3740-4.7</b>



# VANDERBILT IN THE PROS

## Roger Schurig • G • 6-3 • 185 • Kirkwood, Mo.

Yr-Team	G	FG-A	PCT.	3FG-A	PCT	FT-A	PCT.	REB-AVG.	PTS-AVG.
1968-HSM-A	21	35-94	.372	3	-	27-36	.750	29-1.4	100-4.8
<b>1 Season</b>	<b>21</b>	<b>35-94</b>	<b>.372</b>	<b>3</b>	<b>-</b>	<b>27-36</b>	<b>.750</b>	<b>29-1.4</b>	<b>100-4.8</b>

## Jeffery Taylor • F • 6-7 • 225 • Norkopping, Sweden

Yr-Team	G	FG-A	PCT.	3FG-A	PCT	FT-A	PCT.	REB-AVG.	PTS-AVG.
2013-CHAR-N	77	172-399	.431	53-154	.344	75-103	.728	150-1.9	472-6.1
2014-CHAR-N	26	82-218	.376	18-67	.269	26-47	.553	60-2.3	208-8.0
<b>2 Seasons</b>	<b>103</b>	<b>254-617</b>	<b>.412</b>	<b>71-221</b>	<b>.321</b>	<b>101-150</b>	<b>.673</b>	<b>210-2.0</b>	<b>680-6.6</b>

## Jeff Turner • F/C • 6-9 • 230 • Bangor, Maine

Yr-Team	G	FG-A	PCT.	3FG-A	PCT	FT-A	PCT.	REB-AVG.	PTS-AVG.
1985-NJN-N	72	171-377	.453	0-3	.000	79-92	.858	218-3.0	421-5.8
1986-NJN-N	53	84-171	.491	0-1	.000	58-78	.744	137-2.6	226-4.3
1987-NJN-N	76	151-325	.465	0-1	.000	76-104	.731	197-2.6	378-5.0
1990-ORL-N	60	132-308	.429	2-10	.200	42-54	.778	227-3.8	308-5.1
1991-ORL-N	71	259-532	.487	6-15	.400	85-112	.759	363-5.1	609-8.6
1992-ORL-N	75	225-499	.451	1-8	.125	79-114	.693	246-3.3	530-7.1
1993-ORL-N	75	231-437	.529	10-17	.588	56-70	.800	252-3.4	528-7.0
1994-ORL-N	68	199-426	.467	18-55	.327	35-45	.778	271-4.0	451-6.6
1995-ORL-N	49	73-178	.410	27-75	.360	26-29	.897	97-2.0	199-4.1
1996-ORL-N	13	18-51	.353	9-27	.333	2-2	1.000	28-2.2	47-3.6
<b>10 Seasons</b>	<b>612</b>	<b>1543-3304</b>	<b>.467</b>	<b>73-212</b>	<b>.344</b>	<b>538-700</b>	<b>.769</b>	<b>2036-3.3</b>	<b>3697-6.0</b>

## Jan van Breda Kolff • G/F • 6-7 • 195 • Palos Verdes, Calif.

Yr-Team	G	FG-A	PCT.	3FG-A	PCT	FT-A	PCT.	REB-AVG.	PTS-AVG.
1975-DNA-A	84	155-342	.453	0	-	177-211	.839	358-4.3	487-5.8
1976-KEN-A	43	95-192	.495	1	-	56-68	.824	195-4.5	247-5.7
1976-VIR-A	37	128-296	.432	1	-	109-130	.838	241-6.5	366-9.9
1977-NYN-N	72	271-609	.445	-	-	195-228	.855	460-6.4	737-10.2
1978-NJN-N	68	107-292	.366	-	-	87-123	.707	244-3.6	737-10.8
1979-NJN-N	80	196-423	.463	-	-	146-183	.798	382-4.8	538-6.7
1980-NJN-N	82	212-458	.462	7-20	.350	130-155	.839	429-5.2	561-6.8
1981-NJN-N	78	100-245	.408	2-8	.250	98-117	.838	202-2.6	300-3.8
1982-NJN-N	41	41-82	.500	0-2	.000	62-76	.816	48-1.2	144-3.5
1983-NJN-N	13	5-14	.357	0-0	.000	5-6	.833	13-1.0	15-1.2
<b>9 Seasons</b>	<b>598</b>	<b>1310-2953</b>	<b>.443</b>	<b>11-30</b>	<b>.367</b>	<b>1065-1297</b>	<b>.821</b>	<b>2572-4.3</b>	<b>3696-6.2</b>

## Bob Warren • G • 6-5 • 190 • Murray, Ky.

Yr-Team	G	FG-A	PCT.	3FG-A	PCT	FT-A	PCT.	REB-AVG.	PTS-AVG.
1969-LAS-A	76	285-645	.441	31	-	297-385	.771	349-4.6	898-11.8
1970-LAS-A	72	266-647	.411	25	-	176-238	.739	277-3.8	733-10.2
1971-MMP-A	46	146-367	.398	21	-	107-133	.805	144-3.1	420-9.1
1972-CAR-A	37	73-167	.437	3	-	39-49	.796	54-1.5	188-5.1
1972-MMP-A	38	240-540	.444	8	-	174-219	.794	205-5.4	662-17.4
1973-CAR-A	17	54-106	.509	0	-	49-60	.817	65-3.8	157-9.2
1973-DLC-A	9	20-53	.377	1	-	29-34	.853	22-2.4	70-7.8
1973-UTS-A	51	170-345	.493	4	-	158-180	.878	155-3.0	502-9.8
1974-SAA-A	36	61-134	.455	0	-	32-35	.914	61-1.7	154-4.3
1974-UTS-A	23	49-121	.405	0	-	31-38	.816	43-1.9	129-5.6
1975-SAA-A	71	127-265	.479	2	-	77-91	.846	112-1.6	333-4.7
1976-SDS-A	10	36-81	.444	1	-	28-32	.875	59-5.9	101-10.1
<b>8 Seasons</b>	<b>486</b>	<b>1527-3471</b>	<b>.440</b>	<b>96</b>	<b>-</b>	<b>1197-1494</b>	<b>.801</b>	<b>1546-3.2</b>	<b>4347-8.9</b>

N-National Basketball Association  
A- American Basketball Association



# VU LETTERMEN

## A

Abernathy, Dick, "Ab", 1930  
 Adair, Andrew, 1983  
 Adams, A. G., Jr., 1908  
 Adams, Alf, "Shug", 1919, 20  
 Adams, Joseph, "Bud", 1986, 87  
 Adcock, Billy Joe, 1948, 49, 50  
 Akin, Lewis E., 1957  
 Allsmiller, Brian, 1978, 79, 80, 81  
 Amaechi, John, 1991  
 Amsler, James, 1988, 89  
 Anglin, Kevin, 1990, 91, 92, 93  
 Arnholt, Tom, 1970, 71, 72  
 Astroth, A.J., 2013

## B

Bailey, J. M., 1918  
 Baird, Sonny, 1942  
 Baker, Dave, 1927, 28  
 Baker, Fred, 1995  
 Ball, Byron, 1985, 86  
 Ball, J. A., 1946  
 Ballenger, Ryan, 1942  
 Ballestra, Alberto, 1989, 90  
 Banks, Larry E., 1959, 60, 61  
 Bartch, Hal, 1968, 69  
 Bates, Austin, 1994, 96, 97, 98  
 Bates, Don, 1957  
 Bates, Doug, 1971, 72, 73  
 Beal, Jermaine, 2007, 08, 09  
 Bell, Alvin, "Pep", 1921, 22, 23, 24  
 Benjamin, Fred, 1988, 89, 91  
 Bennett, Erskin, 1975  
 Bemenderfer, Neil, 1975, 76  
 Berwanger, Pat, 1978, 79, 80  
 Bell, Keegan, 2008  
 Beth, Aaron, 1991, 92, 93, 94  
 Biles, Shelton, 1944  
 Blair, Frank, 1914, 15, 16  
 Blair, Frank, 1946  
 Blake, C. B., 1904  
 Blake, B., 1907  
 Blake, D., 1907  
 Blake, J. V., 1908  
 Blake, R. E., 1904  
 Bland, Robert R., 1960, 61, 62  
 Bomar, Lynn, 1922, 23, 24  
 Booker, Barry, 1986, 87, 88, 89  
 Boswell, Dave, 1966, 67  
 Bridges, Frank, 1926, 27, 28

Bright, Kevin, 2013  
 Brock, Jack, 1945  
 Brooks, Dan, 1926, 27, 28  
 Brown, Enoch, "Nuck", 1912, 13, 14  
 Brown, JeJuan, 2007  
 Brown, Manning, 1922  
 Brown, Robert, 1909, 10, 11  
 Brown, Tom, 1912, 13, 14  
 Brubaker, Robert, 1937  
 Brumbach, Charles F., 1909  
 Bryngelson, Bill, 1944, 45  
 Buchi, Harold, 1935  
 Buechlein, Charles A., 1955, 56  
 Bundy, Bob, 1967, 68, 69  
 Burrow, Brett, 1983, 84, 85, 86  
 Burton, Robert E., 1960, 62  
 Butler, Glen, 1970, 71, 72  
 Byars, Derrick, 2006, 2007

## C

Cage, Dan, 2004, 05, 06, 07  
 Caldwell, W. H. Gerald, Jr., 1955  
 Calvert, Roy Wayne, 1964, 65, 66  
 Cammarata, Rick, 1969  
 Campbell, Kenny, 1965, 66, 67, 68  
 Carlross, Matt, 1934, 35, 36  
 Carroll, DeMarre, 2005, 06  
 Cattelino, John, 1972, 73  
 Chalfant, Bertram, 1930, 31  
 Chess, Bob, 1972, 73, 74, 75  
 Childs, Ralph A., 1956  
 Clark, Jimmy, 1951  
 Clark, Ray, 1960, 61, 62  
 Clary, Ben, 1902, 03  
 Clary, J., 1902  
 Clary, Lawson, 1902, 03, 04  
 Clem, Glen, 1984, 85, 86, 87  
 Cody, Joshuway, 1915, 16, 20  
 Coffee, Shelby, 1929, 30, 31  
 Cole, Elliott, 2008, 09  
 Coleman, Dave, 1935, 36, 37  
 Collett, Mike, 1988  
 Compton, Terry, 1972, 73, 74  
 Conn, Jimmy, 1970, 71  
 Cook, Charlie, 1927, 28  
 Corcoran, Tony, 1942  
 Corman, George, 1918  
 Coulibaly, Darius, 1999, 00, 01, 02  
 Coverdale, Jonas, 1924, 25  
 Covington, Connie, 1918  
 Cox, Phil, 1982, 83, 84, 85

Cowan, Gerald, 1921, 22  
 Craig, Mike, 1948, 49  
 Crain, Carl, 1976, 77, 78, 79  
 Cram, Donald, 1928, 29, 30  
 Crook, Senter, 1918, 19  
 Cugini, Gianni, 1996, 97  
 Cummings, Jim, 1953  
 Cummings, John, 1929  
 Cuninggim, Merrimon, 1929, 30  
 Curley, Pete, 1934, 35, 36  
 Curtis, Bucky, 1949

## D

Dalton, John, 1946  
 Daunic, Willy, 1990, 91, 92  
 Davidson, Robert, 1913, 14, 15, 16  
 Davies, Bob, 1984, 85  
 Davis, Charles, 1977, 78, 79, 80, 81  
 Davis, George H., 1954  
 Davis, H. W., 1901, 02, 03  
 Davis, Joe, "Sticky", 1941  
 Davis, Douglas P., 1929  
 DeCourcy, Neil, 1973, 74  
 Dehoney, Homer, 1943  
 Depp, William B., 1959, 60, 61  
 Derenbecker, John, 1981, 82  
 Diffie, Jimmy, 1945  
 Disharoon, Hugh, 1930  
 Di Spaltro, Billy, 1995, 96, 97, 98  
 Dixon, Rand, 1934  
 Doninger, John A., 1960, 61  
 Doyne, Barney, 1931  
 Drace, C. G., 1918  
 Drake, George, 2007, 08, 09  
 Draud, Scott, 1987, 88, 90, 91  
 Due, Dan, 1968, 69  
 Duffy, Joe, 2008, 09, 10, 11  
 Dulaney, Darrell, 1983, 84, 85, 86  
 DuPont, Michael, 1983  
 Duvier, Hank, 1948, 49, 50

## E

Elbert (NFNA)\*, 1926  
 Elder, Bruce, 1991, 92, 93  
 Elliott, Mark, 1977, 78, 79, 80  
 Embry, Slim, 1922, 23  
 Erwin, Roy V., 1908  
 Etheridge, David, 1985  
 Evans, Malik, 1992, 94, 95, 96  
 Ewers, Bill, 1945, 46  
 Ewing, William M., 1931

Ezeli, Festus, 2009, 10, 11, 12  
**F**  
 Feher, Ray, "Butch", 1973, 74, 75, 76  
 Feix, Bill, 1952, 53  
 Fields, Charley, 1936, 37  
 Finch, Dan, 1952, 53, 54  
 Fiser, Warren S., 1959, 60, 61  
 Floyd, Johnny, 1920  
 Ford, Joe, 1973, 74, 75, 76  
 Ford, Turney, 1938, 39  
 Ford, Vince, 1996, 97, 98, 99  
 Fortune, Chuggy, 1933  
 Fosnes, Jeff, 1973, 74, 75, 76  
 Foster, Julian, "Julie", 1931, 32, 33  
 Foster, Raymond, 1923, 24  
 Foster, Shan, 2005, 06, 07, 08  
 Fowler, Lee, 1972, 73, 74  
 Franklin, Adolph, 1929  
 Franklin, Tom, 1930  
 Frazier, Anddrikk, 1995  
 Freeland, E. Y., 1910, 11, 12  
 Freeman, Rod, 1970, 71, 72, 73  
 Freije, Matt, 2001, 02, 03, 04  
 French, James E., 1956, 57, 58  
 Fridrich, Gerald, 1952, 53, 54, 55  
 Fuller, Greg, 1977, 78, 79  
 Fuller, Kyle, 2011, 12, 13, 14

## G

Gambill, John M., 1963, 64  
 Gannaway, Herbert, 1901  
 Gary, Jeff, 1982, 83, 84, 85, 86  
 Gayden, Hamilton, 1957  
 Gee, Billie Frank, 1953, 54, 55, 56  
 Gendelman, Alex, 2013  
 Geny, Willie, 1934, 35, 36  
 Gibbs, Jo Malcolm, 1954, 55, 56, 57  
 Gibbs, Kenny, 1965, 66, 67  
 Gibson, Roy M., 1928  
 Gilbert, Mack, 1929  
 Gilmore, W. L., 1910  
 Gish, Bobby Lance, 1962, 63  
 Gleaves, Dick, 1920, 21  
 Godchaux, Frank A., 1921  
 Godwin, Alex E., 1931  
 Goheen, Barry, 1986, 87, 88, 89  
 Gordon, Alex, 2005, 06, 07, 08  
 Gore, Charles, 1931  
 Goulbourne, Lance, 2009, 10, 11, 12  
 Govedarica, Ted, 1975

Grace, Robert W., 1963, 64, 65  
 Graham, Alvin, 1933  
 Graham, Dick, 1911  
 Graham, Ed, 1942  
 Graham, Jamie, 2008, 09  
 Graham, Robbie, 1990  
 Grant, Steve, 1988, 89, 90, 91  
 Graves, Joe, 1945  
 Gray, Jimmy, 1980, 81  
 Greenbaum, Ralph M., 1958  
 Green, Robert E., 1964, 65, 66  
 Gregor, Robert M., 1956, 57, 58  
 Grider, Sydney, 1986, 87  
 Griffiths, Ronald S., 1961, 62  
 Grossman, Thomas R., 1953

## H

Hackett, Walter, 1937, 38  
 Hagan, Tom, 1967, 68, 69  
 Hale, John W., 1959  
 Hall, Dan, 1990, 92, 93, 94  
 Hall, Glen, 1907  
 Hall, Jerry Don, 1960, 62, 63  
 Haller, Alex, 1945  
 Hambrick, David, 1943, 44  
 Hamilton, E. J., 1903, 04  
 Hammond, Aubrey, 2005, 06, 07  
 Hanna, Ross, 1938, 39, 40  
 Hardage, L. W., 1912  
 Harlan, Bill, 1938, 39  
 Harrison, Charles E., 1953, 54, 55, 56  
 Heistand, Ed, 1939  
 Heldman, Jack, 1950, 51, 52  
**Henderson, Josh, 2012, 13, 14**  
 Henderson, Tommy, 1931, 32, 33  
 Hendricks, Harvey, 1918  
 Henry, Douglas, 1911  
 Henry, James E., 1957, 58, 59  
 Herring, Bucky, 1951  
 Hines, Charles R., 1963, 64  
 Hinkle, Carl, 1936  
 Hinkle, Charles, 2009  
 Hinton, Don R., 1957, 58, 59  
 Holdgraf, Maurice, 1940, 41  
 Holland, Martin W., 1958  
 Holman, Whit, 1946  
 Holwerda, Jason, 2002, 03, 04, 05  
 Hopper, Lynch, 1967  
 Horowitz, Arthur, 1938  
 Hosbach, John S., 1962, 63



# VU LETTERMEN

Houghland, Hubbard, 1957, 58  
 Howard, Sam, 1999, 00, 01, 02  
 Howell, Joe T., 1902  
 Howington, Jim, 1907  
 Hudson, L. D., 1903  
 Huggins, Harold "Skinny", 1932, 33, 34  
 Hughes, David, 1982  
 Hughes, Russell, 1913  
 Hundley, Scott, 2001, 02, 03, 04  
 Hunter, Ed, 1937, 38, 39  
 Hutcheson, W. G., 1913  
 Hyden, Johnny, 1940, 41

## I

Irby, Jack, 1939, 40  
 Ireland, William C., 1938  
 Ireland, Francis J., 1930  
 Izzard, George D., 1911  
 Izzaguerre, Carlos, 1944

## J

Jarrett, J. H., 1915  
 Jenkins, Jack, 1941, 42  
 Jenkins, John, 2010, 11, 12  
 Jennings, William R., 1956  
 Jeter, Sheldon, 2013  
 Johnson, John H., 1963  
 Johnson, Kedren, 2012, 13  
 Johnson, W. S., Jr., 1960, 61, 62  
 Joiner, David, 1984, 85  
 Jones, Bob, 1949  
**Jones, Damian, 2014**  
 Jones, Grinnell, 1901, 02, 03, 04  
 Jones, Herbert, 1911  
 Jones, Rick, 2000  
 Jones, Willie, "Hutch", 1980, 81, 82  
 Jordan, Victor, 1979

**Josephs, Carter, 2013, 14**

## K

Kardokus, Dave, 1950, 51, 52  
 Keene, Jess, 1926  
 Keene, Pete, 1934, 35  
 Keeton, James, 1937  
 Keffer, Dicky, 1975, 76, 77  
 Keller, William F., 1954, 55, 56, 57  
 Kelley, George, 1949, 50, 51  
 Keris, Andris, 2013  
 Kilzer, Walter, 1943  
 King, Red, 1931, 32

Kirkes, Patrick, 1930, 31, 32  
 Klein, Louis, 1962  
 Klyce, W. Henry, 1912  
 Knox, Ron, 1966, 67  
 Kornet, Frank, 1986, 87, 88, 89  
**Kornet, Luke, 2014**  
 Kraft, Joe, 1943, 46  
 Kramb, Tom, 1975  
 Kuhn, Oliver "Doc", 1922, 23  
 Kuiper, Paul, 1982  
 Kyle, Frank, 1903

## L

LaFavor, Bill, 1968  
 Lakey, Russell, 2001, 02, 03, 04  
 Laks, Henry, 1941, 42, 43  
 Lampley, Jim, 1979, 80  
 Lane, Bill, 1949  
 Langhi, Dan, 1997, 98, 99, 00  
 Lanier, Sartain, 1931  
 LaPointe, Greg, 1998, 99, 00, 01  
 Lassiter, R. L., 1918  
 Laughinghouse, Scott, 1988  
 Laurent, John W., 1959, 60  
 Lawrence, Bobby, 1944, 49  
 Lawson, Chris, 1993, 94  
 Lawson, Douglas, 1944, 45  
 LeBlanc, Michael, 1999  
 Lee, Clyde W., 1964, 65, 66  
 Lekwauwa, Sam, 2000  
 Lenz, Jimmy, 1981, 82, 83, 84  
 Ligon, Bill, 1972, 73, 74  
 Linder, Kevin, 1981, 82  
 Lipscomb, Brant, "Pinky", 1939, 40, 41  
 Little, Joe, 1938, 39, 40  
 Lockhart, Eugene, 1907  
 Lockyear, Gene, 1965, 66, 67, 68  
 Lowenstein, Louis, 1928, 29  
 Lowenthal, Jay, 1976, 77, 78, 79  
 Lucas, J.J., 1995  
 Luck, J. M., 1913

## M

MacKenzie, Tom, 1952, 53, 54  
 Maddux, Drew, 1995, 96, 97, 98  
 Maddux, Ed, 1943  
 Maddux, Ray, 1971, 72, 73  
 Malone, Charles, 1946  
 Malone, William, 1933  
 Maloney, Matt, 1991  
 Manning, Ray, 1937, 38

Marsh, Earl, 1930, 31, 32  
 Martin, Carl, "Zeke", 1909, 10, 11, 12  
 Martin, Willie, 1926, 27  
 Mason, James, 1946  
 Mayes, Charles, 1988, 89, 90, 91  
 Mayes, Ralph, 1969, 70, 71  
 Mayfield, George, 1945  
 Mayson, Dave, 1937  
 McBee, Dalton, 1935  
 McCabe, Scott, 1984, 85  
 McCaffrey, Billy, 1993, 94  
 McCall, John, 1925, 26, 27  
 McChesney, George, 1950, 51  
 McClellan, Darshawn, 2008, 2009, 10  
 McGehee, R. B., 1909, 10  
 McGuire, Bobby, 1948  
 McKibbin, Fred, 1925  
 McKinney, Al, 1981, 82, 83, 84  
 McMahan, Ronnie, 1992, 93, 94, 95  
 McSwain, Warren, 1973, 74  
 Meiers, Freddie, 1923  
 Meriwether, Chris, 2009, 10, 11  
 Metcalfe, Alan, 2005, 06, 07, 08  
 Metz, Charles, 1941  
 Mifford, J. A., 1915  
 Milburn, Bryan, 1992, 93, 94, 95  
 Milholland, Todd, 1989, 90, 91, 92  
 Miller, Al, 1981, 82  
 Miller, John Ed, 1963, 64, 65  
 Miller, Marvin, 1933  
 Milliken, John, 1938, 39, 40  
 Mills, Chuck, 1943  
**Moats, Shelby, 2012, 13, 14**  
 Moore, Chuck, 2001, 02  
 Moore, Deandre, 1999  
 Moore, Mario, 2003, 04, 05, 06  
 Moore, Mike, 1973, 74, 75, 76  
 Morgan, Walter, 1912, 13, 14  
 Morrow, Garland, 1918, 19, 20, 21, 23  
 Moss, Malcolm, 1925, 26, 27  
 Motlow, Thomas, 1901  
 Munday, Irvin, 1948

## N

Neely, W. D., 1908, 09, 10  
 Neff, Randy, 1986, 87  
 Nelson, Oscar G., 1910, 11, 12, 13, 14  
 Netlner, Ross, 2007, 08  
 Newland, Bruce, 1943  
 Noll, Aaron, 2009, 10, 11, 12  
 Nordhaus, George, 1952, 53, 54, 55

North, John, 1943  
 Norton, John, 1973, 74, 75, 76  
 Norton, Roland, "Rolly", 1919, 20  
 Nunnery, Rob, 1992  
 Nwankwo, Davis, 2006

## O

O'Callaghan, Harry N., 1926  
 Odom, Rod, 2011, 12, 13, 14  
 Ogilby, Kevin, 1989  
 Ogilvy, A.J., 2008, 2009  
 Oliver, Bobby, 1934, 35  
 Oliver, Van, 1969, 70, 71  
 Olsen, Julian, 1941, 42, 43  
 Overly, Ken, 1934, 35, 36, 37  
 Owen, Tommy, 1942, 43

## P

Page, Keith, 1976, 77  
 Pardue, Howard, 1934  
 Pardue, Tom, 1943  
 Parker, Dai-Jon, 2012, 13, 14  
 Parker, L., 1915, 16  
 Parks, Haworth, 1948, 49  
 Parks, Jr., Haworth, 1972, 74  
 Paschall, A. B., 1909  
 Patterson, R. M., 1908, 09  
 Patton, W., 1903  
 Payton, Adam, 2003, 04  
 Peebles, Mac, 1940  
 Pentecost, Clement, 1909, 10  
 Perdue, Will, 1984, 86, 87, 88  
 Perry, Alexander, 1901  
 Petrie, Garner, 1965  
 Pflieger, Jeff, 1983  
 Pickens, D. R., 1903, 04  
 Pirrie, Jack Allen, 1958, 60  
 Pinson, T. W., 1912  
 Pinson, William, 1908, 09  
 Plasman, Dick, 1935, 36  
 Plavich, Brendan, 2001, 02  
 Porter, Slim, 1924, 26  
 Prater, Atiba, 1997, 98, 99, 00  
 Pride, Howard, 1994, 95, 96, 97  
 Procter, J. B., 1908  
 Przybyszewski, Dawid, 2002, 03, 04, 05

## Q

Quarles, David, 1985

## R

Ray, Felix, "Rope", 1943  
 Ray, H., 1916  
 Reece, Steve, 1984, 85, 86, 87  
 Reese, Ernest, 1901  
 Reeves, Gilvie, "Gibby", 1924, 25  
 Reeves, Bobby, 1948, 49  
 Reeves, E. E., 1923  
 Reid, Eric, 1987, 88, 89, 90  
 Reyer, George W., 1913, 15, 16  
 Rhodes, Mike, 1978, 79, 80, 81  
 Rice, Lee, 1944  
 Rich, Herb, 1947  
 Richardson, Dave, 1969, 70, 71  
 Richmond, Billy, 2001  
 Richter, Harry, 1941  
 Riley, William Joe, 1953, 54, 55, 56  
 Ringstaff, Don E., 1961  
 Roberts, H. H., 1916  
 Robinson, Ben, 1945  
 Robinson, Pete, 1948, 49, 50  
 Rochelle, Alvin R., Jr., 1955, 56, 57  
 Rodriguez, David, 2007  
 Rogers, J. W., 1911  
 Ross, R., 1931  
 Rowan, Ben H., 1958, 59, 60  
 Rucker, Chris, 1992  
 Rue, Harrison, 1940, 41, 42  
 Rupp, Adolph Frederick III  
 "Chip", 1986, 87  
 Russell, John E., 1961, 62, 63  
 Rutherford, Jimmy, 1928, 29, 30  
 Ryan, Tommy, 1921, 22, 24, 25  
 Rymer, Bob, 1937, 38, 39

## S

Salter, Hiram P., 1928  
 Scales, E. P., 1907  
 Schnedlitz, Martin, 2002, 03, 04  
 Schulman, Ralph, 1953  
 Schurig, Roger P., 1963, 64, 65  
 Schweer, Chris, 1970, 71, 73  
 Scobey, David, "Lil Dave", 1943, 45  
 Scott, Robert E., 1962, 63  
 Scoggins, Jim, 1933, 34, 35  
 Seckar, Frank, 1993, 94, 95, 96  
 Shackelford, John, 1931, 32  
 Shanklin, Robert, 1937  
 Sharp, Allen, 1927, 28, 29  
 Sharp, Henry, 1913



# VU LETTERMEN

Sharp, Joe, 1945  
 Sharp, Vernon, 1927, 28  
 Sherman, N. W., "Doochie", 1918, 19  
 Sheron, Chad, 1993, 94, 95, 96  
 Shultz, Tom, 1975, 77, 78, 79  
**Siakam, James, 2012, 13, 14**  
 Sikes, Ammie, 1914, 15  
 Simmons, Walter H., 1901  
 Simpson, Paul C., 1931  
 Simpson, Wallace, 1924  
 Skuchas, Ted, 2004, 05, 06, 07  
 Smart, Jordan, 2010, 11, 12  
 Smith, Bob Dudley, 1950, 51, 52  
 Smith, Clarence, 1977, 78, 79, 80  
 Smith, Corey, 2002, 03, 04, 05  
 Sneed, John, 1975, 76, 77, 78  
 Sorrells, Samuel A., 1909, 10  
 Southwood, Gene, 1950, 51, 52  
 Southwood, Jerry, 1965, 66, 67  
 Springer, Tommy, 1977, 78, 79, 80  
 Srygley, Ted, 1921, 22, 23, 24  
 Stevens, Scott, 1987  
 Stone, J. N., 1907  
 Stringer, William K., 1930  
 Strong, James 1997, 98, 99, 00  
 Stuart, Jim, 1925, 26, 27  
 Surman, Robert C., 1955  
 Swartz, William G., 1931, 32

**T**  
 Tate, Ed., 1948  
 Taylor, Clarence, 1953, 54, 55, 56  
 Taylor, Jeffery, 2009, 10, 11, 12  
 Taylor, Wayne F., 1963, 64, 65  
 Tchiengang, Steve, 2009, 10, 11, 12  
 Templeton, J. W., 1926  
 Tenngren, Iiro, 1999  
 Terrell, Julian, 2003, 04, 05, 06  
 Thacker, Rudy, 1969, 70, 71  
 Thoele, Robert, 1988  
 Thomas, E. Dewey, 1953  
 Thomas, John, 1927  
 Thomas, Julian, 1919, 20, 21, 22  
 Thomas, Roger Keith, 1964, 65, 66  
 Thompson, Alex, 1972  
 Thompson, Tim, 1976, 77, 78, 79  
 Thornton, Brian, 2002, 03  
 Throop, Willard, 1907, 08  
 Thweatt, Poyner, 1940, 41, 42  
 Thym, Robert, 1954, 55, 56, 57  
 Tigert, J. J., 1903, 04

Tinsley, Brad, 2009, 10, 11, 12  
 Tipton, Winston, 1939  
 Todd, Andy, 1948  
 Travis, Dave, 1945  
 Travis, William, 1937  
 Throgmorton, Rannie, 1936, 37  
 Turner, Jeff, 1981, 82, 83, 84  
 Turner, John, 1932  
 Turner, L. T., 1915, 16  
 Turner, Steve, 1970, 71, 73

**V**  
 Van Breda Kolff, Jan, 1972, 73, 74  
 Verhoeff, Roger, 1959

**W**  
 Wade, Bruce, 1913  
 Wadlington, Bill, 1945, 46  
 Waits, Ed, 1950  
 Walker, Andre, 2008, 10, 11  
 Walker, Dick, 1923, 24  
 Wallace, Perry, 1968, 69, 70  
 Wampler, Jack, 1950  
 Warren, Bob, 1966, 67, 68  
 Watkins, Markese, 1996  
**Watkins, Nathan, 2013, 14**  
 Watkins, Shirley, 1935, 36  
 Weakley, Samuel A., 1908, 09, 10  
 Weatherford, W. D., 1901, 02  
 Weaver, Charles, 1947  
 Webb, Jimmy, 1942  
 Weber, Thorpe, 1969, 70, 71  
 Webster, J. B., 1907  
 Weikert, Doug, 1980, 81, 82, 83  
 Weiner, (NFNA)\*, 1931  
 Weiss, Al, 1951, 52  
 Welhoelter, Art, 1968, 69, 70  
 Westbrook, Bobby, 1983, 84, 85, 86, 87  
 Wheat, Morgan, 1989, 90, 91  
 White, Bob, 1952, 53  
 Whitehead, Pax, 1995, 96, 97  
 Whitnell, W. M., 1913  
 Wilcox, Derrick, 1987, 88, 89, 90  
 Williams, Anthony, 1998, 99, 00, 01  
 Williams, Brian, 1997, 98  
 Williams, Dick, 1948  
 Williams, James, 1980, 81, 82, 83  
 Williams, Kelley, 1985  
 Windes, Ken, 1926  
 Woodard, F. C., 1915, 16  
 Woods, Chris, 1992, 93, 94, 95

Woolf, E. L., 1901  
 Wyenandt, Robert "Bo", 1966, 67, 68

**Y**  
 Yates, Douglas J., 1957, 58, 59  
 Yates, Les, 1969, 70, 71  
 Young, B., 1931  
 Young, Spence, 1974, 75, 76, 77  
 Young, Ted, 1980, 81, 82, 83

**Z**  
 Zerfoss, Tommie, 1916, 19, 20

**Current letterwinners in Bold**



# VU JERSEY NUMBERS

## 00

Phil Cox, 1981-85

## 0

Jermaine Beal, 2007-10  
Rod Odom, 2013-14

## 1

Eric McClellan, 2013-14  
Mario Moore, 2003-2006  
Brad Tinsley, 2009-12

## 2

Festus Ezeli, 2008  
Alex Gordon, 2005  
Charles Hinkle, 2008-09  
Kedren Johnson, 2012-13  
David Rodriguez, 2007  
Brian Thornton, 2001-03

## 3

Billy DiSpaltro, 1994-98  
Festus Ezeli, 2009-12  
Hank Duvier, 1948-49  
Alex Gordon, 2006-08  
Jason Holwerda, 2001-2004  
Michael LeBlanc, 1998-99  
**Luke Kornet, 2014**  
Howard Pride, 1993-94  
Derrick Wilcox, 1986-90

## 4

Barry Booker, 1985-89  
Derrick Byars, 2006-07  
Darius Coulibaly, 1997-02  
Malik Evans, 1993-94  
Anddrikk Frazier, 1994-95  
A.J. Ogilvy, 2008-10  
Haworth Parks, 1948-49

## 5

Bruce Elder, 1990-93  
Malik Evans, 1994-96  
Alex Gendelman, 2013  
Lance Goulbourne, 2009-12  
George Kelley, 1948-49  
Geoff Peck, 2002-03  
Brendan Plavich, 2000-02  
Atiba Prater, 1997-00

## 6

Mike Craig, 1948-49  
Bill Lane, 1948-49

## 8

Bobby Lawrence, 1948-49

## 9

Billy Joe Adcock, 1948-49

## 10

Aaron Beth, 1990-94  
Sydney Grider, 1985-87  
Sam Howard, 1997-02  
Chris Meriwether, 2009-11  
Adam Payton, 2002-03  
**Nathan Watkins, 2013-present**  
Doug Weikert, 1979-83  
Kelley Williams, 1984-85

## 11

John Ameachi, 1990-91  
Bob Davies, 1984-85  
Kyle Fuller, 2011-14  
Bob Jones, 1948-49  
Russell Lakey, 2000-03  
Jimmy Lenz, 1980-84  
J.J. Lucas, 1994-96

Alan Metcalfe, 2005-08  
Tommy Springer, 1977-80

## 12

Austin Bates, 1993-98  
Barry Goheen, 1985-89  
Matt Maloney, 1990-91  
Al McKinney, 1980-84  
Billy Richmond, 2000-01  
Pete Robinson, 1948-49  
Jordan Smart, 2009-12

## 13

Bud Adams, 1985-87  
Tom Arnholt, 1969-72  
Keegan Bell, 2008  
Scott Draud, 1987-91  
Joe Ford, 1972-73  
John Norton, 1973-75  
Howard Pride, 1994-97  
Dawid Przybyszewski, 2001-2005  
Jim Sloan, 1948-49  
James Strong, 1997-00

## 14

Bucky Curtis, 1948-49  
Aubrey Hammond, 2005-07  
David Joiner, 1983-85  
Rick Jones, 1999-00  
**Carter Josephs, 2013-present**  
Billy McCaffrey, 1992-94  
Aaron Noll, 2009-12

## 15

Kevin Bright, 2013  
Elliott Cole, 2008-11  
Vince Ford, 1995-99  
Mike Gambill, 1963-64 (road)  
Jimmy Gray, 1979-81  
Chris Messinger, 2000-01

## 16

Ron Griffiths, 1962-63  
Noble Patton, 1951-52

## 17

Don Griffiths, 1960-61  
Jerry Hall, 1962-63  
Jack Pirrie, 1959-60  
Bobby Westbrooks, 1982-87

## 20

Kevin Anglin, 1989-93  
A.J. Astroth, 2013  
Dan Cage, 2004-07  
Matt Carter, 1999-03  
Mark Elliott, 1976-77  
Jimmy French, 1955-56  
Jeff Gray, 1981-86  
Jim Henry, 1956-59  
Scott Laughinghouse, 1987-88  
Deandre Moore, 1998-99  
Irving Munday, 1947-48  
Mike Rhodes, 1977-81  
Paul Winokur, 1946-47

## 21

Andrew Adair, 1982-83  
Willy Daunic, 1989-92  
Bob Davies, 1983-84  
Hank Duvier, 1949-50  
Bill Johnson, 1962-63 (road)  
Sheldon Jeter, 2013  
Dicky Keffer, 1974-77  
Ralph Mayes, 1968-71  
Darshawn McClellan, 2008-11  
Al Miller, 1980-82  
Kevin Ogilby, 1988-89  
Haworth Parks, 1971-74  
David Quarles, 1984-85

Al Rochelle, 1954-57  
Chip Rupp, 1985-88  
Wayne Taylor, 1963-65  
Bob Warren, 1965-68  
Bob White, 1950-52  
Brian Williams, 1997-98

## 22

Bud Adams, 1986-87  
Charles Buechlein, 1952-53  
Demarre Carroll, 2005-2006  
George Davis, 1952-54  
Darrell Dulaney, 1982-86  
Mike Gambill, 1963-64  
Jamie Graham, 2008-09  
Robbie Graham, 1988-90  
Jerry Hall, 1959-61  
Don Hinton, 1956-59  
Willie Jones, 1979-82  
Lou Klein, 1962-63  
Ron Knox, 1965-67  
Bill LeFavor, 1967-68  
Bill Ligon, 1971-74  
Haworth Parks, 1946-48  
Garner Petrie, 1964-65  
Don Ringstaff, 1960-61  
Frank Seckar, 1992-96  
Tom Shultz, 1974-79  
Gene Southwood, 1949-52  
Iiro Tenngrten, 1998-99  
Robert Thym, 1954-55  
Bob White, 1952-53  
Les Yates, 1968-71

## 23

Hal Bartch, 1967-69  
Glenn Butler, 1969-71  
Charles Davis, 1976-81  
Jeff Fosnes, 1972-76  
Ron Green, 1963-64  
Tom Hagan, 1966-67  
John Jenkins, 2010-12  
Lou Klein, 1960-61  
Lou Klein, 1962-63 (road)  
Michael LeBlanc, 1997-98  
Ronnie McMahan, 1991-95  
Herb Rich, 1946-47  
Bob Dudley Smith, 1949-52  
Wayne Taylor, 1963-64 (road)  
Dewey Thomas, 1952-53  
Alex Thompson, 1971-72  
Bobby Thym, 1952-57  
Markese Watkins, 1995-96  
Jack Todd, 1947-48

## 24

James Amsler, 1987-89  
Doug Bates, 1971-72  
Ralph Childs, 1955-56  
Glen Clem, 1983-87  
Mark Elliott, 1977-80  
Warren Fisher, 1960-61  
Joe Ford, 1973-76  
Bill Gee, 1952-55  
Scott Hundley, 2000-03  
Dave Kardokus, 1949-52  
Bobby Lawrence, 1946-47  
Dai-Jon Parker, 2012-14  
Jerry Southwood, 1964-67  
Tommy Springer, 1976-77  
Rudy Thacker, 1968-71  
Andre Walker, 2008-10  
Art Welhoelter, 1967-68  
Pax Whitehead, 1994-96  
Doug Yates, 1956-59

## 25

Larry Banks, 1958-61  
Rod Freeman, 1970-73  
Kenny Gibbs, 1964-67  
Jack Heldman, 1949-52  
Jim Lampley, 1978-79  
Warren McSwain, 1973-74  
Chuck Moore, 1999-02

Pete Robinson, 1946-48  
Roger Schurig, 1963-64 (road)  
Clarence Taylor, 1951-56  
Jeff Turner, 1980-84  
Perry Wallace, 1967-70

## 26

Mike Craig, 1946-48

## 27

Billy Joe Adcock, 1946-48

## 28

John Anderson, 1946-47  
Bobby McGuire, 1947-48

## 29

John North, 1947-48  
Felix Ray, 1946-47

## 30

**Damian Jones, 2014**  
Joe Kraft, 1946-47  
Atiba Prater, 1996-97  
Ed Tate, 1947-48

## 31

Bobby Bland, 1959-62  
Juan Brown, 2007  
John Cattelino, 1971-72  
Gianni Cugini, 1995-98  
Butch Feher, 1972-76  
Jimmy French, 1956-58  
Greg Fuller, 1976-77; 78-79  
Steve Grant, 1987-91  
Johnny Hale, 1958-89  
Gene Lockyear, 1965-68  
George McChesney, 1949-51  
John Ed Miller, 1963-65  
Joe Riley, 1952-56  
Paul Rubach, 1951-52  
Thorpe Weber, 1968-71  
Ted Young, 1979-83

## 32

Doug Bates, 1970-71  
Rick Cammarata, 1968-69  
Kenny Campbell, 1965-68  
Tony Corcoran, 1946-47  
John Doninger, 1959-61  
Shan Foster, 2005-08  
Willie Jones, 1978-79  
Todd Miiholland, 1988-92  
Will Perdue, 1983-88  
Ralph Schulman, 1952-53  
Roger Schurig, 1963-65  
Chad Sheron, 1992-96  
John Sneed, 1974-78  
Jan Van Breda Kolff, 1971-74  
Jack Wampler, 1949-50  
James Williams, 1979-83  
Anthony Williams, 1997-01

## 33

Billy Joe Adcock, 1949-50  
Charlie Bennett, 1996-97  
Bob Bundy, 1966-69  
Wayne Calvert, 1963-66  
Carl Crain, 1975-79  
Neil DeCourcy, 1973-75  
Jerry Fredrich, 1951-55  
Charles Harrison, 1955-56  
Sam Hosbach, 1960-63  
Hub Houglund, 1956-58  
Bill Johnson, 1959-60  
Andris Kehris, 2013  
Chris Lawson, 1992-94  
Tommy Owen, 1946-47  
Steve Reece, 1983-87  
Julian Terrell, 2003-2006  
Robert Thoele, 1987-88  
Steve Turner, 1969-71; 72-73

Steve Tchiengang, 2009-12

## 34

Don Bates, 1956-57  
Terry Compton, 1971-74  
Jimmy Conn, 1969-71  
George Drake, 2007-2009  
Michael Dupont, 1982-83  
Bill Gee, 1955-56  
Tom Grossman, 1951-53  
Tom Hagan, 1967-69  
Victor Jordan, 1978-79  
Frank Kornet, 1985-89  
Tom Kramb, 1974-75  
**Shelby Moats, 2012-Present**  
Bob Surman, 1954-55  
Keith Thomas, 1963-66  
Tom Wainright, 1950-51  
Dick Williams, 1947-48

## 35

Brian Allsmiller, 1979-81  
Erskin Bennett, 1974-75  
Charles Buechlein, 1954-55  
Matt Freije, 2000-03  
Bobby Lance Gish, 1960-63  
Ron Green, 1963-64 (road)  
Ron Green, 1964-66  
Ralph Greenbaum, 1957-58  
Johnny Laurent, 1958-60  
Tom Mackenzie, 1951-54  
Pete Robinson, 1949-50  
**James Siakam, 2011-present**  
Tim Thompson, 1975-79  
Art Welhoelter, 1969-70  
Morgan Wheat, 1988-91

## 40

John Derenbecker, 1980-82  
**Josh Henderson, 2011-present**  
Jay Lowenthal, 1975-79  
Charles Mayes, 1987-91  
Bryan Milburn, 1991-95  
Randy Neff, 1985-87  
Rod Odom, 2010-Present

## 41

Lewis Akin, 1956-57  
Brian Allsmiller, 1977-79  
Glenn Butler, 1971-72  
Bill Depp, 1958-61  
Ted Govedarica, 1974-76  
Dan Hall, 1989-94  
Charles Harrison, 1952-55  
Bucky Herring, 1950-51  
Bob Hines, 1963-64  
Kevin Linder, 1980-82  
Ross Neltner, 2007-08  
Van Oliver, 1968-71  
Keith Page, 1976-77  
Bob Scott, 1962-63 (road)  
Ed Waits, 1949-50  
Bo Wyenandt, 1965-68

## 42

Alberto Ballestra, 1988-90  
Dave Boswell, 1965-67  
Jimmy Clark, 1950-51  
Ray Clark, 1959-63  
John Doninger, 1958-59  
Tandy Easley, 1967-68  
Bob Grace, 1963-65  
Bob Gregor, 1956-58  
Dan Langhi, 1996-00  
George Nordhaus, 1951-55  
Davis Nwankwo, 2006  
Dave Richardson, 1968-71  
Martin Schnedlitz, 2000-03

## 43

Ray Clark, 1962-63 (road)  
Jimmy Cummings, 1952-53  
Lee Fowler, 1971-74  
Bill Keller, 1952-57

Clyde Lee, 1963-66  
Ben Rowan, 1957-60  
Al Weiss, 1950-52

## 44

Bob Burton, 1959-61  
Bob Chess, 1971-72; 73-75  
Dan Due, 1967-68  
David Etheridge, 1984-85  
Billy Felix, 1951-53  
Jo Gibbs, 1952-57  
David Hughes, 1981-82  
George Kelley, 1950-51  
Jim Lampley, 1979-80  
Sam Lekwauwa, 1998-01  
Keith Page, 1975-76  
Jack Pirie, 1957-58  
Chris Schweer, 1969-71  
Chris Schweer, 1972-73  
Bob Scott, 1960-63  
Corey Smith, 2001-2005  
Jeffery Taylor, 2009-12  
Roger Verhoeff, 1958-59

## 45

George Kelley, 1949-50  
Jerry Caldwell, 1954-55  
Dan Finch, 1951-54  
Warren Fisher, 1958-60  
Martin Holland, 1957-58  
Connie Mack Rea, 1950-51  
Ray Maddux, 1970-73  
Drew Maddux, 1994-98  
Mike Moore, 1973-76  
Rod Odom, 2011-12  
John Russel, 1960-63  
Clarence Smith, 1976-80  
Keith Thomas, 1963-64 (road)  
Chris Woods, 1993-94

## 50

Pat Berwanger, 1979-80  
Brett Burrow, 1982-86  
Mike Collett, 1987-88  
Joe Duffy, 2008-11  
Chris Woods, 1991-95

## 51

Byron Ball, 1983-86  
Pat Berwanger, 1977-79  
Rob Nunnery, 1990-92  
Jeff Pflieger, 1982-83  
Spence Young, 1973-77

## 52

Malik Evans, 1992-93  
Paul Kuiper, 1981-82  
Greg LePointe, 1997-01  
Scott McCabe, 1983-85  
Eric Reid, 1986-92

## 53

Bob Burton, 1962-63  
Bob Grace, 1963-64 (road)

## 54

Neil Bemenderfer, 1974-76  
Bill Johnson, 1962-63  
Ted Skuchas, 2003-07  
Andre Walker, 2010-11

## 55

Fred Benjamin, 1987-91  
Jerry Hall, 1962-63 (road)





# VU IN AP POLL

## 2011-12 (TOP 25)

Date	Record	Rank
Mar. 12, 2012	24-10	20
Jan. 30, 2012	16-6	25
Dec. 12, 2011	6-3	25
Nov. 28, 2011	5-1	18
Nov. 21, 2011	3-1	18
Nov. 14, 2011	1-1	18
Preseason	0-0	7

## 2010-11 (TOP 25)

Date	Record	Rank
Mar. 14, 2011#	23-10	25
Feb. 28, 2011	21-7	21
Feb. 21, 2011	20-6	18
Feb. 14, 2011	19-6	18
Feb. 7, 2011	17-6	23
Jan. 31, 2011	16-5	23
Jan. 24, 2011	15-4	19
Jan. 3, 2011	11-2	22
Dec. 27, 2010	9-2	24

## 2009-10 (TOP 25)

Date	Record	Rank
Mar. 15, 2010#	24-8	21
Mar. 8, 2010	23-7	20
Mar. 1, 2010	22-6	13
Feb. 22, 2010	20-6	15
Feb. 15, 2010	19-5	17
Feb. 8, 2010	17-5	22
Feb. 2, 2010	16-4	18
Jan. 25, 2010	15-3	21
Nov. 23, 2009	2-0	24

## 2007-08 (TOP 25)

Date	Record	Rank
Mar. 17, 2008#	26-7	19
Mar. 10, 2008	25-6	18
Mar. 3, 2008	24-5	16
Feb. 25, 2008	23-4	18
Feb. 18, 2008	22-4	20
Feb. 11, 2008	20-4	24
Feb. 4, 2008	18-4	23
Jan. 28, 2008	17-3	19
Jan. 21, 2008	17-2	17
Jan. 14, 2008	16-1	16
Jan. 7, 2008	15-0	13
Dec. 31, 2007	12-0	15
Dec. 24, 2007	11-0	17
Dec. 17, 2007	10-0	17
Dec. 10, 2007	9-0	20
Dec. 3, 2007	7-0	23

## 2006-07 (TOP 25)

Date	Record	Rank
Feb. 26, 2007	19-9	19
Feb. 19, 2007	18-8	17
Feb. 5, 2007	16-7	23
Jan. 29, 2007	15-6	24

## 2003-04 (TOP 25)

Date	Record	Rank
Jan. 19, 2004	13-2	22
Jan. 12, 2004	12-1	23

Jan. 5, 2004	11-0	20
Dec. 29, 2003	9-0	22
Dec. 22, 2003	8-0	25

## 1999-00 (TOP 25)

Date	Record	Rank
Feb. 21, 2000	17-6	24
Feb. 7, 2000	15-4	22
Jan. 31, 2000	13-4	24
Jan. 24, 2000	12-3	20
Jan. 17, 2000	12-2	20

## 1993-94 (TOP 25)

Date	Record	Rank
Jan. 10, 1994	8-3	24
Jan. 3, 1994	7-2	22
Dec. 13, 1993	4-1	24
Dec. 6, 1993	3-1	23
Nov. 29, 1993	1-0	20
Nov. 22, 1993	0-0	24
Preseason	0-0	23

## 1992-93 (TOP 25)

Date	Record	Rank
Mar. 15, 1993 #	26-5	8
Mar. 8, 1993	25-4	5
Mar. 1, 1993	23-4	7
Feb. 22, 1993	21-4	8
Feb. 15, 1993	19-4	11
Feb. 8, 1993	17-4	11
Feb. 1, 1993	16-3	11
Jan. 25, 1993	14-3	11
Jan. 18, 1993	13-3	19
Jan. 4, 1993	11-1	18
Dec. 28, 1992	8-1	24
Dec. 21, 1992	8-1	25

## 1987-88 (TOP 20)

Date	Record	Rank
March 1, 1988	18-7	19
Feb. 23, 1988	17-6	17
Feb. 16, 1988	16-5	16
Feb. 9, 1988	14-5	17
Feb. 2, 1988	13-4	15

## 1978-79 (TOP 20)

Date	Record	Rank
Feb. 20, 1979	18-7	19
Feb. 13, 1979	18-5	19
Feb. 6, 1979	15-5	17
Jan. 30, 1979	14-4	16
Jan. 23, 1979	12-3	19

## 1973-74 (TOP 20)

Date	Record	Rank
Mar. 27, 1974 #	23-5	13
Mar. 19, 1974	23-5	11
Mar. 12, 1974	23-3	6
Mar. 5, 1974	23-2	5
Feb. 26, 1974	22-2	6
Feb. 19, 1974	21-1	4
Feb. 12, 1974	19-1	5
Feb. 5, 1974	17-1	5
Jan. 29, 1974	15-1	7
Jan. 22, 1974	12-1	7
Jan. 15, 1974	11-1	8

Jan. 8, 1974	10-0	6
Jan. 2, 1974	8-0	10
Dec. 25, 1973	7-0	11
Dec. 18, 1973	6-0	17

## 1972-73 (TOP 20)

Date	Record	Rank
Jan. 16, 1973	10-3	18
Jan. 9, 1973	10-2	9
Jan. 2, 1973	8-1	11
Dec. 26, 1972	8-0	10
Dec. 19, 1972	7-0	12
Dec. 12, 1972	6-0	13

## 1968-69 (TOP 20)

Date	Record	Rank
Dec. 3, 1968	1-0	12
Preseason	0-0	13

## 1967-68 (TOP 10)

Date	Record	Rank
Feb. 20, 1968	18-4	9
Feb. 13, 1968	16-4	9
Feb. 6, 1968	15-4	9
Jan. 30, 1968	14-4	7
Jan. 23, 1968	12-3	7
Jan. 16, 1968	12-3	9
Jan. 9, 1968	10-3	8
Jan. 2, 1968	9-1	4
Dec. 26, 1967	7-1	9
Dec. 19, 1967	5-1	3
Dec. 12, 1967	3-0	3
Dec. 5, 1967	2-0	8
Preseason	0-0	9

## 1966-67 (TOP 10)

Date	Record	Rank
Feb. 14, 1967	17-3	9
Jan. 31, 1967	15-2	9
Jan. 24, 1967	13-2	9
Dec. 27, 1966	8-1	9
Dec. 20, 1966	7-1	10

## 1965-66 (TOP 10)

Date	Record	Rank
Mar. 8, 1966 #	22-4	8
Mar. 1, 1966	22-3	5
Feb. 22, 1966	20-3	5
Feb. 15, 1966	18-3	5
Feb. 8, 1966	16-3	5
Feb. 1, 1966	16-2	3
Jan. 25, 1966	14-2	4
Jan. 18, 1966	14-2	5
Jan. 11, 1966	13-1	3
Jan. 4, 1966	11-1	3
Dec. 28, 1965	8-0	2
Dec. 21, 1965	7-0	4
Dec. 14, 1965	4-0	5
Dec. 7, 1965	1-0	4
Preseason	0-0	5

## 1964-65 (TOP 10)

Date	Record	Rank
Mar. 9, 1965 #	23-3	5
Mar. 2, 1965	21-3	5

Feb. 23, 1965	19-3	9
Feb. 9, 1965	16-2	7
Feb. 2, 1965	14-2	9
Dec. 15, 1964	3-2	9
Dec. 8, 1964	2-0	3
Preseason	0-0	6

## 1963-64 (TOP 10)

Date	Record	Rank
Feb. 11, 1964	17-2	7
Feb. 4, 1964	15-2	8
Jan. 28, 1964	13-1	5
Jan. 21, 1964	13-1	6
Jan. 14, 1964	13-1	6
Jan. 7, 1964	11-1	7
Dec. 31, 1963	9-0	6
Dec. 24, 1963	7-0	6
Dec. 17, 1963	5-0	8

## 1960-61 (TOP 20)

Date	Record	Rank
Dec. 27, 1960	7-0	16
Dec. 20, 1960	6-0	17

## 1956-57 (TOP 20)

Date	Record	Rank
Mar. 12, 1957 #	17-5	8
Mar. 5, 1957	17-5	9
Feb. 26, 1957	17-5	9
Feb. 19, 1957	15-5	10
Feb. 12, 1957	14-4	18
Feb. 5, 1957	12-4	18
Jan. 22, 1957	10-3	13
Jan. 15, 1957	9-3	10
Jan. 8, 1957	9-1	6
Jan. 2, 1957	6-1	9
Dec. 26, 1956	5-1	12

# Final Poll of the season

## NOTES:

- Highest ranking was No. 2 on Dec. 28, 1965
- The 1965-66 team was the only team-ranked every week throughout the season.
- The most consecutive weeks ranked in a season was 16 (2007-08 season)
- The most consecutive weeks ranked was 18 (last three weeks of 1964-65 and all of 1965-66)
- Vanderbilt has finished a season nationally ranked on 11 occasions.



# VU VS. RANKED OPPONENTS

## Game-by-Game VS. RANKED OPPONENTS

### 2010's

Date	Rank-Opponent	Score
Feb. 25, 2014	#1 Florida*	L, 54-57
Jan. 11, 2014	#14 Kentucky*	L, 62-71
Mar. 6, 2013	#11 Florida	L, 40-66
Jan. 26, 2013	#22 Missouri	L, 59-81
Dec. 29, 2012	#18 Butler*	L, 49-68
Mar. 17, 2012	#14 Wisconsin#	L, 57-60
Mar. 11, 2012	#1 Kentucky#	W, 71-64
Feb. 28, 2012	#16 Florida*	W, 77-67
Feb. 25, 2012	#1 Kentucky	L, 74-83
Feb. 11, 2012	#1 Kentucky*	L, 63-69
Feb. 4, 2012	#11 Florida	L, 65-73
Jan. 21, 2012	#18 Mississippi St.*	L, 77-78 (ot)
Dec. 29, 2011	#13 Marquette	W, 74-57
Dec. 2, 2011	#6 Louisville	L, 60-62 (ot)
Nov. 28, 2011	#12 Xavier*	L, 70-82 (ot)
Mar. 12, 2011	#12 Florida	L, 66-77
Mar. 5, 2011	#14 Florida*	L, 76-86
Mar. 1, 2011	#20 Kentucky	L, 66-68
Feb. 12, 2011	#18 Kentucky*	W, 81-77
Jan. 22, 2011	#22 St. Mary's*	W, 89-70
Jan. 12, 2011	#24 Georgia*	W, 73-66
Dec. 8, 2010	#15 Missouri	L, 82-85 (ot)
Nov. 21, 2010	#8 North Carolina	W, 72-65
Jan. 27, 2010	#14 Tennessee	W, 85-76
Jan. 30, 2010	#1 Kentucky	L, 72-85
Feb. 9, 2010	#12 Tennessee*	W, 90-71
Feb. 20, 2010	#2 Kentucky*	L, 56-58

### 2000's

Date	Rank-Opponent	Score
March 4, 2009	#12 LSU	W, 75-67
Jan. 25, 2009	#24 Florida*	L, 69-94
Feb. 26, 2008	#1 Tennessee*	W, 72-69
Jan. 30, 2008	#24 Ole Miss	L, 58-74
Jan. 17, 2008	#6 Tennessee	L, 60-80
March 23, 2007	#9 Georgetown#	L, 65-66
March 17, 2007	#13 Wash. St.#	W, 78-74 (2ot)
Feb. 17, 2007	#1 Florida*	W, 83-70
Jan. 31, 2007	#1 Florida	L, 64-74
Jan. 24, 2007	#24 LSU	W, 64-53
Jan. 20, 2007	#25 Kentucky	W, 72-67
Jan. 17, 2007	#10 Alabama*	W, 94-73
Jan. 10, 2007	#16 Tennessee*	W, 82-81
Dec. 9, 2006	#25 Ga. Tech*	W, 73-64
Nov. 15, 2006	#8 Georgetown*	L, 70-86
March 10, 2006	#18 LSU#	L, 73-92
March 4, 2006	#11 Tennessee*	L, 59-68
Feb. 22, 2006	#24 LSU*	L, 66-77
Feb. 15, 2006	#10 Florida*	L, 68-73
Feb. 1, 2006	#13 Tennessee	L, 62-69
Jan. 28, 2006	#5 Florida	L, 58-81
Feb. 5, 2005	#6 Kentucky	L, 70-84
Jan. 12, 2005	#9 Kentucky	L, 54-69

Jan. 5, 2005	#19 Alabama*	W, 70-56
Mar. 25, 2004	#7 Connecticut#	L, 53-73
Mar. 21, 2004	#15 N.C. State#	W, 75-73
Mar. 12, 2004	#4 Miss. State#	W, 74-70 (ot)
Feb. 28, 2004	#7 Miss. State*	L, 69-72
Feb. 21, 2004	#24 LSU*	W, 74-54
Feb. 14, 2004	#25 South Carolina	L, 75-82
Feb. 7, 2004	#21 Florida	L, 71-81
Jan. 31, 2004	#5 Kentucky*	W, 66-60
Jan. 28, 2004	#23 South Carolina	L, 55-57
Jan. 10, 2004	#10 Kentucky	L, 63-75
Mar. 14, 2003	#2 Kentucky#	L, 63-81
Mar. 5, 2003	#2 Kentucky	L, 44-106
Feb. 22, 2003	#7 Florida*	L, 74-77 (ot)
Feb. 15, 2003	#20 Georgia	L, 70-83
Feb. 5, 2003	#23 Miss. State	L, 60-82
Jan. 29, 2003	#15 Georgia*	W, 94-91
Jan. 22, 2003	#5 Florida	L, 75-87
Jan. 14, 2003	#16 Kentucky*	L, 52-74
Jan. 11, 2003	#4 Alabama*	W, 70-69
Dec. 30, 2002	#6 Notre Dame	L, 63-76
Dec. 9, 2002	#6 Indiana	L, 56-73
Dec. 1, 2002	#12 Connecticut*	L, 70-76
Feb. 27, 2002	#11 Kentucky*	W, 86-73
Feb. 13, 2002	#9 Kentucky	L, 59-67
Feb. 9, 2002	#7 Florida	L, 54-80
Jan. 26, 2002	#15 Georgia*	W, 86-84
Jan. 12, 2002	#2 Florida*	L, 85-95
Jan. 9, 2002	#14 Alabama	L, 79-92
Dec. 2, 2001	#17 Western Ky.*	W, 80-75
Feb. 28, 2001	#6 Florida*	L, 62-72
Feb. 24, 2001	#22 Tennessee*	L, 70-78
Feb. 17, 2001	#22 Kentucky	L, 74-79
Feb. 3, 2001	#8 Tennessee	L, 50-72
Jan. 31, 2001	#17 Alabama*	W, 68-62
Jan. 20, 2001	#7 Florida	W, 63-61
Jan. 6, 2001	#22 Mississippi*	L, 68-81
Dec. 2, 2000	#11 Notre Dame*	L, 74-77
Mar. 10, 2000	#10 LSU#	L, 60-71
Feb. 19, 2000	#5 Tennessee*	W, 85-72
Feb. 16, 2000	#12 Auburn*	L, 80-86
Jan. 29, 2000	#10 Florida	L, 63-89
Jan. 22, 2000	#18 Kentucky*	L, 73-81 (ot)
Jan. 15, 2000	#24 LSU*	W, 65-62
Jan. 12, 2000	#12 Tennessee	W, 76-73
Jan. 8, 2000	#25 Kentucky	L, 52-72
Jan. 5, 2000	#6 Florida*	W, 87-77

### 1990's

Date	Rank - Opponent	Score
Feb. 27, 1999	#19 Florida*	W, 71-70 (ot)
Feb. 24, 1999	#13 Kentucky	L, 63-88
Feb. 17, 1999	#3 Auburn	L, 63-81
Feb. 6, 1999	#22 Arkansas*	W, 73-69
Jan. 9, 1999	#3 Kentucky	L, 57-73
Nov. 10, 1998	#23 Rhode Island	L, 69-82
Feb. 11, 1998	#18 Mississippi	L, 76-87
Feb. 7, 1998	#14 Arkansas	L, 83-93
Feb. 3, 1998	#13 South Carolina*	L, 61-65
Jan. 27, 1998	#7 Kentucky*	L, 61-63
Jan. 7, 1998	#16 South Carolina	L, 70-71

Jan. 3, 1998	#6 Kentucky	L, 62-71
Dec. 29, 1997	#2 Kansas#	L, 82-89
Mar. 13, 1997	#13 Xavier#	L, 68-80
Feb. 26, 1997	#6 South Carolina	L, 53-74
Feb. 22, 1997	#3 Kentucky*	L, 79-82
Jan. 29, 1997	#25 South Carolina*	L, 64-65
Jan. 22, 1997	#3 Kentucky	L, 46-58
Jan. 18, 1997	#20 Mississippi*	W, 67-64
Jan. 8, 1997	#24 Georgia*	L, 53-61
Dec. 9, 1996	#20 Boston College	L, 52-59
Nov. 22, 1996	#10 Duke	L, 57-86
Mar. 2, 1996	#1 Kentucky	L, 63-101
Feb. 7, 1996	#2 Kentucky*	L, 81-120
Jan. 31, 1996	#22 Auburn*	W, 76-62
Dec. 5, 1995	#15 Virginia	W, 61-48
Nov. 22, 1995	#4 UCLA#	W, 75-71
Nov. 20, 1995	#20 North Carolina#	L, 63-71
Mar. 10, 1995	#5 Arkansas#	L, 72-73
Feb. 25, 1995	#6 Kentucky*	L, 60-71
Feb. 22, 1995	#16 Mississippi St.	L, 48-76
Feb. 11, 1995	#12 Arkansas*	L, 94-97
Jan. 29, 1995	#16 Wake Forest	L, 51-63
Jan. 21, 1995	#5 Kentucky	L, 68-81
Jan. 7, 1995	#13 Florida	L, 62-72
Dec. 29, 1994	#16 Arizona State#	L, 61-67
Dec. 6, 1994	#20 Virginia*	W, 70-65
Feb. 26, 1994	#16 Florida*	W, 82-78
Feb. 19, 1994	#11 Kentucky*	L, 69-77
Feb. 6, 1994	#9 Louisville	L, 62-78
Feb. 1, 1994	#6 Arkansas	L, 76-89
Jan. 4, 1994	#4 Kentucky	L, 82-107
Dec. 18, 1993	#14 Georgia Tech#	L, 77-86
Dec. 4, 1993	#18 Syracuse#	L, 62-78
Feb. 6, 1993	#2 Kentucky	L, 67-82
Jan. 20, 1993	#8 Arkansas*	W, 102-89
Jan. 13, 1993	#1 Kentucky*	W, 101-86
Dec. 9, 1992	#9 Louisville*	W, 90-88
Mar. 13, 1992	#9 Kentucky#	L, 57-76
Mar. 1, 1992	#11 Kentucky	L, 56-80
Feb. 19, 1992	#14 Alabama	L, 64-85
Feb. 12, 1992	#11 Arkansas	L, 71-91
Jan. 15, 1992	#10 Kentucky	L, 71-84
Dec. 10, 1991	#13 Indiana	L, 51-88
Feb. 20, 1991	#12 Kentucky*	W, 98-87
Feb. 2, 1991	#14 LSU*	W, 63-59
Jan. 19, 1991	#9 Kentucky	L, 50-58
Jan. 2, 1991	#14 LSU	L, 70-87
Dec. 11, 1990	#11 Georgia*	W, 75-74
Dec. 8, 1990	#21 Virginia	L, 56-70
Dec. 4, 1990	#7 Indiana*	L, 73-84
Nov. 14, 1990	#2 Arkansas	L, 70-107
Mar. 9, 1990	#25 Georgia#	W, 78-74
Feb. 18, 1990	#9 LSU*	L, 108-121
Jan. 16, 1990	#13 LSU	L, 72-101
Jan. 3, 1990	#22 Alabama	W, 68-67

### 1980s

Date	Rank - Opponent	Score
Dec. 6, 1989	#11 Louisville	L, 75-101
Dec. 7, 1988	#8 North Carolina	L, 77-89
Nov. 30, 1988	#13 Louisville*	W, 65-62



# VU VS. RANKED OPPONENTS

Nov. 27, 1988	#16 Ohio St.	L, 82-97
Nov. 22, 1988	#2 Michigan	L, 66-91
Mar. 20, 1988	#8 Pittsburgh	W, 80-74
Jan. 30, 1988	#14 Florida	W, 92-65
Jan. 27, 1988	#9 Kentucky*	W, 83-66
Dec. 31, 1987	#2 Kentucky	L, 74-81
Dec. 8, 1987	#8 Indiana	L, 61-63
Dec. 5, 1987	#1 North Carolina*	W, 78-76
Feb. 26, 1987	#18 Florida*	W, 84-76
Feb. 11, 1987	#11 Alabama*	L, 67-71
Jan. 17, 1987	#10 Auburn	W, 91-75
Dec. 9, 1986	#2 Indiana*	W, 79-75
Feb. 5, 1986	#12 Kentucky	L, 65-73
Jan. 18, 1986	#14 LSU	L, 67-84
Jan. 4, 1986	#12 Kentucky*	L, 71-80
Dec. 4, 1985	#6 Duke*	L, 74-84
Feb. 19, 1984	#6 Kentucky*	L, 54-58
Feb. 13, 1984	#16 Auburn*	L, 67-73
Jan. 20, 1984	#3 Kentucky	L, 46-67
Jan. 1, 1984	#9 LSU	L, 66-73
Feb. 19, 1983	#13 Kentucky	L, 63-82
Jan. 22, 1983	#11 Kentucky*	L, 77-82
Jan. 11, 1983	#10 Alabama	W, 81-79
Nov. 28, 1982	#8 Louisville	L, 70-80
Feb. 27, 1982	#17 Alabama*	W, 80-63
Feb. 20, 1982	#10 Kentucky*	L, 69-73
Jan. 23, 1982	#9 Kentucky	L, 58-67
Dec. 12, 1981	#16 Alabama	L, 68-79
Mar. 5, 1981	#7 Kentucky	W, 60-55
Feb. 21, 1981	#10 Kentucky	L, 48-80
Feb. 14, 1981	#9 Tennessee	L, 72-79
Feb. 4, 1981	#4 LSU*	L, 81-86
Jan. 34, 1981	#6 Kentucky*	L, 64-78
Jan. 7, 1981	#9 LSU	L, 61-77
Feb. 15, 1980	#10 Kentucky*	L, 73-91
Jan. 30, 1980	#10 LSU	L, 81-83
Jan. 19, 1980	#6 Kentucky	L, 90-106
Jan. 16, 1980	#20 Tennessee	L, 63-71
Jan. 2, 1980	#4 LSU*	W, 77-66

## 1970s

Date	Rank - Opponent	Score
Feb. 12, 1979	#16 Alabama*	W, 65-57
Feb. 5, 1979	#9 LSU	L, 71-92
Jan. 8, 1979	#7 LSU*	W, 88-87
Mar. 6, 1978	#1 Kentucky*	L, 68-78
Jan. 2, 1978	#1 Kentucky	L, 59-72
Dec. 3, 1977	#9 Louisville	L, 66-96
Nov. 29, 1977	#16 St. John's*	L, 54-59
Mar. 7, 1977	#11 Tennessee	L, 55-65
Feb. 28, 1977	#8 Alabama*	L, 77-78
Feb. 5, 1977	#3 Kentucky	L, 73-113
Jan. 31, 1977	#3 Alabama	L, 82-96
Jan. 8, 1977	#3 Kentucky*	L, 62-64
Dec. 6, 1976	#1 Michigan*	L, 76-97
Nov. 27, 1976	#9 Louisville*	L, 76-81
Mar. 8, 1976	#16 Alabama*	L, 77-84
Feb. 9, 1976	#8 Tennessee	L, 59-73
Jan. 12, 1976	#9 Tennessee*	W, 77-66
Jan. 3, 1976	#8 Alabama	L, 66-83
Dec. 2, 1975	#2 Michigan	L, 63-90

Mar. 1, 1975	#4 Kentucky	L, 84-109
Feb. 3, 1975	#9 Alabama*	L, 72-86
Jan. 27, 1975	#11 Kentucky*	L, 90-91
Jan. 4, 1975	#6 Alabama	L, 71-104
Feb. 16, 1974	#3 Notre Dame	L, 88-118
Mar. 14, 1974	#7 Marquette	L, 61-69
Feb. 4, 1974	#8 Alabama	W, 67-65
Jan. 5, 1974	#14 Alabama*	W, 72-73
Feb. 19, 1973	#17 Alabama	L, 78-87
Jan. 13, 1973	#14 Alabama*	L, 77-83
Nov. 30, 1972	#20 Louisville	W, 66-57
Dec. 4, 1971	#17 St. John's	L, 81-98
Mar. 1, 1971	#17 Tennessee*	L, 69-79
Feb. 27, 1971	#14 Kentucky*	L, 90-119
Feb. 1, 1971	#8 Tennessee	W, 65-60
Jan. 31, 1971	#11 Kentucky	L, 92-102
Feb. 28, 1970	#1 Kentucky	L, 89-90
Jan. 31, 1970	#2 Kentucky*	W, 89-81

## 1960s

Date	Rank - Opponent	Score
Mar. 3, 1969	#17 Tennessee*	L, 60-70
Mar. 1, 1969	#6 Kentucky*	W, 101-99
Feb. 1, 1969	#5 Kentucky	L, 89-103
Dec. 9, 1968	#2 North Carolina	L, 78-100
Dec. 7, 1968	#6 Davidson	L, 84-101
Mar. 2, 1968	#5 Kentucky	L, 80-85
Feb. 17, 1968	#7 Tennessee*	W, 75-63
Jan. 8, 1968	#6 Tennessee	L, 62-64
Jan. 6, 1968	#5 Kentucky*	L, 78-94
Dec. 30, 1967	#8 Davidson	W, 80-67
Dec. 12, 1967	#8 Davidson*	W, 81-79
Dec. 9, 1967	#5 North Carolina*	W, 89-76
Feb. 2, 1966	#2 Kentucky*	L, 90-105
Jan. 15, 1966	#2 Kentucky	L, 83-96
Mar. 13, 1965	#1 Michigan*	L, 85-87
Feb. 17, 1964	#3 Kentucky	L, 73-104
Jan. 6, 1964	#1 Kentucky*	W, 85-83
Dec. 11, 1963	#3 Duke*	W, 97-92
Feb. 13, 1963	#10 Georgia Tech	L, 62-67
Jan. 7, 1963	#6 Kentucky*	L, 82-106
Dec. 11, 1962	#2 Duke	L, 70-90
Feb. 19, 1962	#2 Kentucky	L, 80-87
Jan. 13, 1962	#7 Miss. St.*	W, 100-86
Jan. 8, 1962	#3 Kentucky*	L, 68-77
Feb. 27, 1960	#6 Georgia Tech*	W, 62-57
Jan. 16, 1960	#6 Georgia Tech	L, 66-74

## 1950s

Date	Rank - Opponent	Score
Feb. 18, 1959	#3 Kentucky	L, 71-83
Jan. 31, 1959	#9 Auburn*	L, 61-64
Jan. 12, 1959	#12 Miss. St.	L, 65-83
Jan. 6, 1959	#1 Kentucky*	W, 75-66
Jan. 3, 1959	#14 Tennessee	L, 60-65
Dec. 13, 1958	#18 SMU	L, 72-80
Feb. 17, 1958	#12 Kentucky	L, 61-65
Feb. 15, 1958	#15 Tennessee*	W, 83-70
Jan. 13, 1958	#14 Miss. St.*	W, 74-62
Jan. 6, 1958	#10 Kentucky*	L, 81-86

Dec. 28, 1957	#6 Maryland	L, 56-71
Feb. 18, 1957	#3 Kentucky	L, 78-80
Jan. 26, 1957	#5 Kentucky*	L, 83-91
Jan. 14, 1957	#19 Mississippi St.	L, 62-63
Jan. 5, 1957	#12 Tennessee	W, 71-68
Feb. 20, 1956	#7 Kentucky	L, 55-76
Feb. 6, 1956	#12 Alabama	L, 61-88
Jan. 21, 1956	#4 Kentucky*	W, 81-73
Feb. 21, 1955	#2 Kentucky	L, 59-71
Feb. 19, 1955	#18 Tennessee*	W, 76-71
Feb. 7, 1955	#13 Alabama*	W, 78-57
Jan. 29, 1955	#1 Kentucky*	L, 71-75
Feb. 22, 1954	#2 Kentucky	L, 64-100
Feb. 15, 1954	#17 LSU*	L, 69-82
Jan. 30, 1954	#1 Kentucky*	L, 63-85
Jan. 5, 1953	#17 LSU	L, 61-74
Feb. 21, 1952	#1 Kentucky	L, 45-75
Jan. 28, 1952	#3 Kentucky*	L, 51-88
Dec. 22, 1951	#1 St. John's	L, 54-69
Mar. 3, 1951	#1 Kentucky#	W, 61-57
Feb. 19, 1951	#1 Kentucky	L, 57-89
Jan. 27, 1951	#1 Kentucky*	L, 49-74
Feb. 25, 1950	#5 Kentucky	L, 66-70
Jan. 30, 1950	#4 Kentucky*	L, 54-58

## 1940s

Date	Rank - Opponent	Score
Feb. 26, 1949	#1 Kentucky	L, 37-70
Feb. 21, 1949	#5 Tulane*	W, 56-54

\*Home Game; #Neutral Site

## ALL-TIME

Overall Record.....	88-219
Home Record.....	60-74
Road Record.....	19-130
Neutral Record.....	8-15

## LAST TIME...

Last Home Win.....	Feb. 28, 2012 vs. #16 Florida
Last Road Win.....	Dec. 29, 2011 at #13 Marquette
Last Neutral Win.....	Mar. 11, 2012 vs. #1 Kentucky
Last Win over Top 10.....	Mar. 11, 2012 vs. #1 Kentucky
Last Win over Top 5.....	Mar. 11, 2012 vs. #1 Kentucky
Last Win over #1.....	Mar. 11, 2012 vs. #1 Kentucky

## STREAKS

Longest Winning Streak.....	4 games (12/9/06-2/17/07)
Longest Losing Streak.....	14 games (1/22/97-1/9/99)



# VANDERBILT SCORING MARKS

## Points Scored

### Career

	<u>Player, Years</u>	<u>Points</u>
1.	Shan Foster, 2005-08	2,011
2.	Jeffery Taylor, 2009-12	1,897
3.	Matt Freije, 2001-04	1,891
4.	Phil Cox, 1982-85	1,724
5.	Ronnie McMahan, 1992-95	1,719
6.	Mike Rhodes, 1978-81	1,699
7.	Clyde Lee, 1964-66	1,691
8.	Drew Maddux, 1995-98	1,689
9.	Charles Davis, 1977-81	1,675
10.	John Jenkins, 2010-12	1,660
11.	Jeff Fosnes, 1973-76	1,579
12.	Tom Hagan, 1967-69	1,514
13.	Barry Goheen, 1986-89	1,509
14.	Dan Langhi, 1997-2000	1,502
15.	A.J. Ogilvy, 2007-	1,026
16.	Scott Draud, 1987-91	1,466
17.	Bobby Thym, 1954-57	1,403
18.	Kevin Anglin, 1990-93	1,389
19.	Billy McCaffrey, 1993-94	1,359
20.	Butch Feher, 1973-76	1,345
21.	Terry Compton, 1972-74	1,326
22.	Frank Seckar, 1993-96	1,317
23.	Barry Booker, 1986-89	1,310
24.	Will Perdue, 1984-88	1,281
25.	Jeff Turner, 1981-84	1,271
26.	Jermaine Beal, 2006-10	1,253
27.	Brad Tinsley, 2009-12	1,252
28.	Thorpe Weber, 1969-71	1,209
29.	Al Rochelle, 1954-57	1,206
30.	Jim Henry, 1,198	1,198
31.	Joe Ford, 1973-76	1,193
32.	Billy Joe Adcock, 1947-50	1,190
33.	Brett Burrow, 1983-86	1,149
34.	Babe Taylor, 1953-56	1,144
35.	Mario Moore, 2003-2006	1,137
36.	Bruce Elder, 1991-93	1,086
37.	Bo Wyenandt, 1966-68	1,078
38.	Todd Milholland, 1989-92	1,053
39.	Dan Finch, 1952-54	1,045
40.	Sam Howard, 1999-2002	1,042
41.	Austin Bates, 1994-98	1,020
42.	Perry Wallace, 1968-70	1,010
43.	Alex Gordon, 2005-08	1,007

### Career - Per Game

(Minimum 50 games)

	<u>Player, Years</u>	<u>G</u>	<u>FGM</u>	<u>FTM</u>	<u>TP</u>	<u>PPG</u>
1.	Clyde Lee, 1964-66	79	633	425	1691	21.4
2.	Billy McCaffrey, 1993-94	66	458	912	1359	20.6
3.	Tom Hagan, 1967-69	76	577	360	1514	19.9
4.	Jim Henry, 1957-59	68	425	348	1198	17.6
5.	John Jenkins, 2010-12	98	517	1103	1660	16.9
6.	Terry Compton, 1972-74	80	527	277	1331	16.6
7.	Mike Rhodes, 1978-81	103	683	333	1699	16.5
8.	A.J. Ogilvy, 2007-	63	353	622	1026	16.3
9.	Al Rochelle, 1954-57	75	416	374	1206	16.1
10.	Dan Finch, 1952-54	65	356	333	1045	16.1
11.	Charles Davis, 1977-81	105	683	309	1675	16.0
12.	Bobby Thym, 1954-57	89	475	453	1403	15.8

### Season

	<u>Player, Years</u>	<u>Points</u>
1.	Billy McCaffrey, 1992-93	699
2.	John Jenkins, 2011-12	696
3.	Shan Foster, 2007-08	691
4.	Dan Langhi, 1999-00	664
5.	Billy McCaffrey, 1993-94	660
6.	Clyde Lee, 1964-65	631
7.	John Jenkins, 2010-11	624
8.	Tom Hagan, 1968-69	608
9.	Matt Freije, 2003-04	607
10.	Will Perdue, 1986-87	592
11.	Clyde Lee, 1964-65	589
12.	Derrick Byars, 2006-07	577
13.	Jeff Fosnes, 1974-75	575
14.	Will Perdue, 1987-88	567

### Season - Per Game

#	<u>Player, Years</u>	<u>G</u>	<u>FGM</u>	<u>FTM</u>	<u>TP</u>	<u>PPG</u>
1.	Tom Hagan, 1968-69	26	246	116	608	23.4
2.	Clyde Lee, 1965-66	26	218	153	589	22.6
3.	Clyde Lee, 1964-65	28	239	153	631	22.5
t4.	Dan Langhi, 1999-00	30	222	162	664	22.1
t4.	Jeff Fosnes, 1974-75	26	238	99	575	22.1
6.	Dan Finch, 1953-54	22	165	151	481	21.9
7.	Dan Finch, 1952-53	18	124	124	372	20.7
8.	Billy McCaffrey, 1993-94	32	217	476	660	20.6
9.	Billy McCaffrey, 1992-93	34	241	134	699	20.5
10.	Jim Henry, 1957-58	24	182	129	493	20.5

### Single Game

#	<u>Player, Game</u>	<u>Points</u>
1.	Tom Hagan vs. Mississippi State, Mar. 8, 1969	44
2.	Shan Foster vs. Mississippi State, Mar. 5, 2008	42
2.	Bo Wyenandt vs. Alabama, Feb. 11, 1967	42
3.	Clyde Lee at Kentucky, Jan. 2, 1965	41
4.	Jim Henry vs. Sewanee, Dec. 2, 1957	40
t5.	Jeff Fosnes vs. Jacksonville, Dec. 21, 1974	39
t5.	Clyde Lee vs. Syracuse, Dec. 28, 1965	39
t5.	John Ed Miller vs. Duke, Dec. 11, 1963	39
t8.	Kevin Anglin vs. New Hampshire, Dec. 21, 1991	38
t8.	Kenny Campbell vs. Northwestern, Dec. 21, 1966	38
t10.	Phil Cox vs. MTSU, Dec. 3, 1984	37
t10.	Willie Jones vs. Alabama, Feb. 27, 1982	37
t10.	Al Rochelle at Florida, Feb. 25, 1956	37



# VANDERBILT SCORING MARKS

YEARLY SCORING LEADERS							
Year	Player	Pts	Avg.	Year	Player	Pts	Avg.
2014	Rod Odom, F	423	13.6	1956	Al Rochelle, G	421	18.3
2013	Kedren Johnson, G	444	13.5	1955	Al Rochelle, G	355	16.1
2012	John Jenkins, G	696	19.9	1954	Dan Finch, F	481	21.9
2011	John Jenkins, G	624	19.5	1953	Dan Finch, F	372	20.7
2010	Jermaine Beal, G	481	14.6	1952	Dave Kardokus, F	314	11.6
2009	A.J. Ogilvy, C	448	15.4	1951	Al Weiss, C	353	13.6
2008	Shan Foster, G/F	691	20.3	1950	Billy Joe Adcock, G/F	315	12.6
2007	Derrick Byars, G/F	577	17.0	1949	Billy Joe Adcock, F	339	15.4
2006	Shan Foster, G/F	477	15.9	1948	Billy Joe Adcock, F	376	17.1
2005	Mario Moore, G	459	13.5				
2004	Matt Freije, F	607	18.4				
2003	Matt Freije, F	520	17.9				
2002	Matt Freije, F	484	15.1				
2001	Chuck Moore, G	348	12.0				
2000	Dan Langhi, F	664	22.1				
1999	Dan Langhi, F	512	17.7				
1998	Drew Maddux, G	553	16.8				
1997	Pax Whitehead, F	481	15.5				
1996	Frank Seckar, G	523	16.3				
1995	Ronnie McMahan, G/F	511	18.3				
1994	Billy McCaffrey, G	660	20.6				
1993	Billy McCaffrey, G	699	20.6				
1992	Kevin Anglin, G/F	506	16.9				
1991	Scott Draud, G	456	15.2				
1990	Scott Draud, G	546	15.6				
1989	Frank Kornet, C/F	554	16.8				
1988	Will Perdue, C	567	18.3				
1987	Will Perdue, C	592	17.4				
1986	Brett Burrow, C	370	13.2				
1985	Phil Cox, G	445	16.5				
1984	Jeff Turner, F/C	486	16.8				
1983	Phil Cox, G	477	14.5				
1982	Willie Jones, C/F	442	15.8				
1981	Al Miller, G/F	423	14.6				
1980	Mike Rhodes, G	479	18.4				
1979	Charles Davis, F	502	18.6				
1978	Mike Rhodes, G	507	18.8				
1977	Charles Davis, F	399	15.3				
1976	Jeff Fosnes, F	482	17.9				
1975	Jeff Fosnes, F	575	22.1				
1974	Terry Compton, F	415	14.8				
1973	Terry Compton, F	461	17.7				
1972	Terry Compton, F	450	17.3				
1971	Thorpe Weber, F	439	16.9				
1970	Perry Wallace, F	461	17.7				
1969	Tom Hagan, G	608	23.4				
1968	Tom Hagan, G	463	19.2				
1967	Tom Hagan, G	443	17.0				
1966	Clyde Lee, C	589	22.6				
1965	Clyde Lee, C	631	22.5				
1964	Clyde Lee, C	471	18.8				
1963	Roger Schurig, G	387	16.8				
1962	John Russell, G	369	15.4				
1961	Bill Depp, C	412	17.2				
1960	Bill Johnson, G	356	15.5				
1959	Jim Henry, G	414	18.8				
1958	Jim Henry, G	493	20.5				
1957	Al Rochelle, G	381	17.3				

## Freshmen

### By Points

Player,Year	Points
1. A.J. Ogilvy	578
2. Mike Rhodes, 1978	507
3. Al Miller, 1981	423
4. Charles Davis, 1977	399
5. Phil Cox, 1982	378
6. Jeffery Taylor, 2009	377
7. <b>Damian Jones, 2014</b>	<b>349</b>
8. Brad Tinsley, 2009	341
9. John Jenkins, 2010	340
10. Ronnie McMahan, 1992	335

### By Average

Player,Year	Avg.
1. Mike Rhodes, 1978	18.8
2. A.J. Ogilvy, 2008	17.0
3. Charles Davis, 1977	15.3
4. Al Miller, 1981	14.6
t5. Phil Cox, 1982	13.5
t5. Bobby Thym, 1954	13.5
7. Jimmy Cummings, 1953	12.4
8. Jeffery Taylor, 2009	12.2
9. <b>Damian Jones, 2014</b>	<b>11.3</b>
10. Ronnie McMahan, 1992	11.2

## Juniors

### By Points

Player,Year	Points
1. Billy McCaffrey, 1993	699
2. John Jenkins, 2012	696
3. Clyde Lee, 1966	631
4. Will Perdue, 1987	592
5. Jeff Fosnes, 1975	575
6. Scott Draud, 1990	546
7. Butch Feher, 1975	533
8. Shan Foster, 2007	531
9. Matt Freije, 2003	520
10. Dan Langhi, 1999	512

### By Average

Player,Year	Avg.
1. Clyde Lee, 1966	22.5
2. Jeff Fosnes, 1975	22.1
3. Dan Finch, 1953	20.7
4. Billy McCaffrey, 1993	20.6
t5. Butch Feher, 1975	20.5
t5. Jim Henry, 1958	20.5
7. John Jenkins, 2012	19.9
8. Tom Hagan, 1968	19.2
9. Charles Davis, 1979	18.6
10. Mike Rhodes, 1980	18.4

## Sophomores

### By Points

Player,Year	Points
1. John Jenkins, 2011	624
2. Matt Freije, 2002	484
3. Shan Foster, 2006	477
4. Clyde Lee, 1965	471
5. Terry Compton, 1972	450
6. A.J. Ogilvy, 2009	448
7. Drew Maddux, 1996	447
8. Tom Hagan, 1967	443
9. Jeffery Taylor, 2010	438
10. Bill Ligon, 1972	434

### By Average

Player,Year	Avg.
1. John Jenkins, 2011	19.5
2. Clyde Lee, 1965	18.8
3. Terry Compton, 1972	17.3
4. Billy Joe Adcock, 1948	17.1
5. Tom Hagan, 1967	17.0
t6. Charles Davis, 1978	16.8
t6. Roger Schurig, 1963	16.8
8. Bill Ligon, 1972	16.7
9. Al Rochelle, 1955	16.1
10. Bobby Thym, 1955	16.0

## Seniors

### By Points

Player,Year	Points
1. Shan Foster, 2008	691
2. Dan Langhi, 2000	664
3. Billy McCaffrey, 1994	660
4. Tom Hagan, 1969	608
5. Matt Freije, 2004	607
6. Clyde Lee, 1967	589
7. Jeffery Taylor, 2012	581
8. Derrick Byars, 2007	577
9. Will Perdue, 1988	567
10. Drew Maddux, 1998	553

### By Average

Player,Year	Avg.
1. Tom Hagan, 1969	23.4
2. Clyde Lee, 1967	22.6
3. Dan Langhi, 2000	22.1
4. Dan Finch, 1954	21.9
5. Billy McCaffrey, 1994	20.6
6. Shan Foster, 2008	20.3
7. Jim Henry, 1959	18.8
8. Matt Freije, 2004	18.4
t9. Ronnie McMahan, 1995	18.3
t9. Will Perdue, 1988	18.3



# VANDERBILT SCORING MARKS

## 30-Plus Point Scorers

Date	Player	Points
12/7/11	Jeffery Taylor vs. Davidson	30
2/12/11	John Jenkins vs. Kentucky	32
3/4/09	A.J. Ogilvy vs. LSU	33
3/5/08	Shan Foster vs. Mississippi State	42
2/26/08	Shan Foster vs. Tennessee	32
1/5/08	Shan Foster vs. UMass	32
2/28/07	Shan Foster vs. South Carolina	33
2/14/07	Derrick Byars vs. South Carolina	32
2/8/06	Shan Foster vs. Alabama	30
3/21/05	Mario Moore vs. Wichita State	31
3/5/05	Mario Moore vs. LSU	30
2/2/05	Alex Gordon vs. Tennessee	30
3/21/04	Matt Freije vs. North Carolina State	31
2/18/04	Matt Freije vs. Alabama	32
12/13/03	Matt Freije vs. Tennessee Tech	31
11/24/03	Matt Freije vs. Indiana	32
1/29/03	Matt Freije vs. Georgia	31
3/1/00	Dan Langhi vs. Georgia	32
2/26/00	Dan Langhi vs. Mississippi	33
1/15/00	Dan Langhi vs. Florida	31
1/12/00	Dan Langhi vs. Tennessee	31
12/18/99	Dan Langhi vs. Western Kentucky	30
2/21/99	Dan Langhi vs. Alabama	30
11/21/98	Dan Langhi vs. Notre Dame	33
1/14/98	Drew Maddux vs. Alabama	33
12/17/95	Frank Seckar vs. North Carolina A&T	30
11/21/95	Frank Seckar vs. Chaminade	30
2/11/95	Ronnie McMahan vs. Arkansas	34
1/25/95	Ronnie McMahan vs. Mississippi	33
3/30/94	Frank Seckar vs. Villanova	30
2/26/94	Billy McCaffrey vs. Florida	31
2/24/93	Billy McCaffrey vs. Georgia	35
2/26/92	Kevin Anglin vs. Georgia	32
12/29/91	Kevin Anglin vs. New Hampshire	38
2/18/90	Scott Draud vs. LSU	31
1/10/90	Scott Draud vs. Mississippi	30
12/29/87	Will Perdue vs. Cornell	31
3/21/87	Will Perdue vs. So. Mississippi (NIT)	34
12/3/84	Phil Cox vs. MTSU	37
3/3/84	Jeff Turner vs. Mississippi	30
2/6/84	Phil Cox vs. Alabama	30
2/27/82	Willie Jones vs. Alabama	37
2/24/82	Willie Jones vs. Florida	32
11/28/81	Phil Cox vs. Duke	30
2/20/80	Mike Rhodes vs. Florida	30
1/19/80	Mike Rhodes vs. Kentucky	34
12/6/79	Mike Rhodes vs. Mississippi State	31
2/12/79	Mike Rhodes vs. Alabama	32
2/7/79	Charles Davis vs. Kentucky	31
12/28/77	Charles Davis vs. Richmond	31
12/22/77	Mike Rhodes vs. Virginia Tech	34
1/10/76	Butch Feher vs. Georgia	36
12/6/76	Charles Davis vs. Michigan	31
12/6/76	Butch Feher vs. Holy Cross	35
12/21/74	Jeff Fosnes vs. Jacksonville	39
12/21/74	Butch Feher vs. Jacksonville	34
2/10/75	Butch Feher vs. LSU	31

Date	Player	Points
1/18/75	Jeff Fosnes vs. Auburn	32
2/17/73	Terry Compton vs. LSU	33
3/9/72	Tom Arnholt vs. Mississippi State	33
2/19/72	Bill Ligon vs. LSU	31
2/12/72	Terry Compton vs. Georgia	35
12/8/70	Rod Freeman vs. Illinois	31
3/8/69	Tom Hagan vs. Mississippi State	44
2/17/69	Tom Hagan vs. LSU	31
12/21/68	Tom Hagan vs. Kansas State	34
12/14/68	Tom Hagan vs. Mississippi State	33
3/4/68	Kenny Campbell vs. LSU	31
12/2/67	Tom Hagan vs. SMU	34
2/20/67	Bo Wyenandt vs. Alabama	42
12/21/66	Kenny Campbell vs. Northwestern	38
2/19/66	Keith Thomas vs. Florida	30
1/15/66	Clyde Lee vs. Kentucky	30
1/4/66	Clyde Lee vs. Tulane	31
12/28/65	Clyde Lee vs. Syracuse	39
12/13/65	Clyde Lee vs. Wake Forest	32
12/30/65	Keith Thomas vs. Purdue	30
1/5/65	Clyde Lee vs. Kentucky	41
2/8/65	Clyde Lee vs. LSU	33
2/16/65	Clyde Lee vs. Kentucky	33
1/2/65	Clyde Lee vs. Tennessee	30
2/16/65	John Ed Miller vs. Kentucky	30
12/14/63	Roger Schurig vs. Arkansas	32
12/11/63	John Ed Miller vs. Duke	39
2/23/63	Roger Schurig vs. Florida	30
1/5/63	Roger Schurig vs. Tennessee	30
12/11/62	Roger Schurig vs. Duke	32
2/18/61	Bill Depp vs. Tennessee	31
12/2/57	Jim Henry vs. Sewanee	40
2/25/56	Al Rochelle vs. Florida	37
12/1/52	Dan Finch vs. Duke	30
2/14/49	Billy Joe Adcock vs. Mississippi State	36

### MOST 30-PLUS POINTS SCORING GAMES

Player	Games
1. Clyde Lee (1964-66)	8
2. Dan Langhi (1997-2000)	7
t3. Shan Foster (2005-08)	5
t3. Matt Freije (2001-04)	5
t3. Mike Rhodes (1978-81)	5
t6. Butch Feher (1973-76)	4
t6. Roger Schurig (1963-65)	4



# VU FG SHOOTING MARKS

## Field Goals Made

### In a Career

Player, Years	FGM	FGA	Pct.
1. Shan Foster, 2005-08	699	1483	.471
2. Charles Davis, 1977-81	683	1328	.514
2. Mike Rhodes, 1978-81	683	1414	.483
4. Jeffery Taylor, 2009-12	665	1378	.483
5. Jeff Fosnes, 1973-76	651	1271	.512
6. Phil Cox, 1982-85	641	1320	.486
7. Clyde Lee, 1964-66	633	1383	.457
8. Matt Freije, 2003-04	632	1412	.448
9. Ronnie McMahan, 1992-95	566	1352	.418
10. Tom Hagan, 1967-69	577	1144	.504

### In a Season

Player, Season	FGM	FGA	Pct.
1. Tom Hagan, 1968-69	246	480	.513
2. Shan Foster, 2007-08	242	463	.523
3. Billy McCaffrey, 1992-93	241	436	.553
4. Clyde Lee, 1964-65	239	516	.463
5. Jeff Fosnes, 1974-75	238	432	.551
6. Will Perdue, 1987-88	234	369	.634
7. Will Perdue, 1986-87	233	389	.599
8. Dan Langhi, 1999-00	222	465	.477
9. Frank Kornet, 1988-89	220	388	.567
10. Clyde Lee, 1965-66	218	457	.455

## Field Goals Attempted

### In a Career

Player, Years	FGM	FGA	Pct.
1. Shan Foster, 2005-08	699	1483	.471
2. Mike Rhodes, 1978-81	683	1414	.483
3. Matt Freije, 2003-04	632	1412	.448
4. Clyde Lee, 1964-66	633	1383	.457
5. Jeffery Taylor, 2009-12	665	1378	.483
6. Babe Taylor, 1953-56	478	1371	.349
7. Ronnie McMahan, 1992-95	566	1352	.418
8. Drew Maddux, 1994-98	571	1348	.424
9. Charles Davis, 1977-81	683	1328	.514
10. Phil Cox, 1982-85	641	1320	.486

### In a Season

Player, Season	FGM	FGA	Pct.
1. Clyde Lee, 1964-65	239	516	.463
2. Tom Hagan, 1968-69	246	480	.513
3. Billy McCaffrey, 1993-94	217	476	.456
4. Dan Langhi, 1999-00	222	465	.477
5. Shan Foster, 2007-08	242	463	.523
6. John Jenkins, 2010-12	217	458	.474
7. Clyde Lee, 1965-66	218	457	.455
8. Derrick Byars, 2006-07	206	451	.457
9. Matt Freije, 2003-04	186	446	.415
10. Ronnie McMahan, 1994-95	165	439	.376

## ANNUAL FIELD GOAL PERCENTAGE LEADERS

Year	Player	FG	Pct.	Year	Player	FG	Pct.
2014	James Siakam, F	76-129	.589	1981	Willie Jones, F/C	110-165	.667
2013	Sheldon Jeter, F	64-136	.471	1980	Willie Jones, F/C	88-153	.575
2012	Festus Ezeli, C	89-165	.539	1979	Charles Davis, F	203-352	.577
2011	Festus Ezeli, C	151-257	.588	1978	Charles Davis, F	178-353	.504
2010	A.J. Ogilvy, C	142-279	.509	1977	Greg Fuller, F	109-213	.512
2009	A.J. Ogilvy, C	152-280	.543	1976	Dicky Keffer, G	82-156	.526
2008	A.J. Ogilvy, C	201-342	.588	1975	Jeff Fosnes, F	238-432	.551
2007	Ross Neltner, F	117-221	.529	1974	Lee Fowler, F	83-157	.529
2006	Julian Terrell, F	124-240	.517	1973	Jeff Fosnes, F	69-129	.535
2005	Jason Holwerda, G	91-147	.619	1972	Terry Compton, F	173-319	.542
2004	Scott Hundley, G	81-162	.500	1971	Ralph Mayes, G	69-125	.552
2003	Brian Thornton, F	129-245	.527	1970	Perry Wallace, F	197-400	.493
2002	Brian Thornton, F	76-148	.514	1969	Tom Hagan, G	246-480	.513
2001	Greg LaPointe, C	125-225	.556	1968	Bob Bundy, C	108-171	.631
2000	Atiba Prater, G	82-167	.491	1967	Ken Gibbs, C	105-200	.525
1999	Greg LaPointe, C	84-166	.506	1966	Keith Thomas, G	196-382	.513
1998	Billy Di Spaltro, F	108-205	.527	1965	Wayne Calvert, G	56-104	.538
1997	Billy Di Spaltro, F	111-212	.524	1964	Keith Thomas, G	62-122	.508
1996	Billy Di Spaltro, F	75-127	.591	1963	Roger Schurig, G	150-345	.435
1995	Chris Woods, C	61-122	.500	1962	Bob Scott, F/C	122-291	.419
1994	Chris Lawson, C	140-270	.519	1961	Don Ringstaff, F	90-196	.459
1993	Bruce Elder, F	142-239	.594	1960	Bill Depp, C	116-277	.419
1992	Todd Milholland, C	140-260	.539	1959	Jim Henry, G	148-309	.479
1991	Steve Grant, F	86-138	.623	1958	Hub Hougland, F	113-237	.477
1990	Steve Grant, F	80-118	.678	1957	Jim Henry, G	95-212	.448
1989	Frank Kornet, F/C	220-388	.567	1956	Al Rochelle, G	134-345	.388
1988	Will Perdue, C	234-369	.634	1955	Al Rochelle, G	119-309	.385
1987	Will Perdue, C	233-389	.599	1954	Bobby Thym, F	110-276	.399
1986	Barry Goheen, G	91-168	.542	1953	George Nordhaus, C	63-161	.391
1985	Brett Burrow, C	137-265	.517	1952	Dan Finch, F	67-193	.351
1984	Jeff Turner, F/C	200-375	.533	1951	Al Weiss, C	132-365	.362
1983	James Williams, F	122-243	.502	1950	George Kelley, F/C	82-234	.350
1982	Willie Jones, F/C	169-288	.587	1949	Haworth Parks, F	43-124	.339

## Field Goals Percentage

### In a Career (Minimum 400 FGA)

Player, Years	FGM	FGA	Pct.
1. Will Perdue, 1984, 1986-88	519	856	.606
2. Willie Jones, 1980-82	367	606	.605
3. Festus Ezeli, 2008-12	330	587	.562
4. A.J. Ogilvy, 2007-10	495	901	.549
5. Bob Bundy, 1967-69	220	402	.547
6. Frank Kornet, 1986-89	377	706	.534
7. Billy Di Spaltro, 1994-98	304	572	.531
8. Todd Milholland, 1989-1992	412	789	.522
9. Keith Thomas, 1964-66	401	777	.516
10. Charles Davis, 1977-81	683	1328	.514

### In a Season (Minimum 100 FGA)

Player, Season	FGM	FGA	Pct.
1. Steve Grant, 1989-90	80	118	.678
2. Willie Jones, 1980-81	110	165	.667
3. Will Perdue, 1987-88	234	369	.634
4. Bob Bundy, 1967-68	108	171	.632
5. Steve Grant, 1990-91	86	138	.623
6. Jason Holwerda, 2004-05	91	147	.619
7. Will Perdue, 1986-87	233	389	.599
8. Bruce Elder, 1992-93	142	239	.594
9. Billy Di Spaltro, 1995-96	75	127	.591
10. James Siakam, 2013-14	76	129	.589



# 3-PT FG SHOOTING MARKS

## 3-Point Field Goals Made

### In a Career

Player, Years	3FGM	3FGA	Pct.
1. Shan Foster, 2005-08	367	872	.421
2. John Jenkins, 2010-12	306	699	.438
3. Ronnie McMahan, 1992-95	296	774	.382
4. Scott Draud, 1987-88, 90-91	288	657	.438
5. Frank Seckar, 1993-96	278	675	.419
6. Sam Howard, 1998-2002	238	653	.364
7. Barry Booker, 1986-89	246	535	.460
8. Drew Maddux, 1994-98	226	641	.353
9. Mario Moore, 2003-06	197	559	.352
10. Matt Freije, 2000-04	183	515	.355
10. Rod Odom, 2010-14	183	492	.372

### In a Season

Player, Years	3FGM	3FGA	Pct.
t1. Shan Foster, 2007-08	134	286	.469
t1. John Jenkins, 2011-12	134	305	.439
3. Frank Seckar, 1995-96	103	272	.379
4. Scott Draud, 1990-91	101	225	.449
5. John Jenkins, 2010-11	100	245	.408
t6. Scott Draud, 1989-90	90	208	.433
t6. Shan Foster, 2005-06	90	217	.415
t8. Barry Booker, 1988-89	87	194	.449
t8. Ronnie McMahan, 1993-94	87	228	.382
10. Brendan Plavich, 2001-02	86	195	.441

## 3-Point Field Goals Attempted

### In a Career

Player, Years	3FGM	3FGA	Pct.
1. Shan Foster, 2005-08	367	872	.421
2. Ronnie McMahan, 1992-95	296	774	.382
3. John Jenkins, 2010-12	306	699	.438
4. Frank Seckar, 1993-96	278	675	.419
5. Scott Draud, 1987-88, 90-91	288	657	.438
6. Sam Howard, 1998-2002	238	653	.364
7. Drew Maddux, 1994-98	226	641	.353
8. Mario Moore, 2003-2006	197	559	.352
9. Matt Freije, 2000-04	183	515	.355
10. Barry Booker, 1986-89	246	535	.460

### In a Season

Player, Season	3FGM	3FGA	Pct.
t1. John Jenkins, 2011-12	134	305	.439
t1. Shan Foster, 2007-08	134	286	.469
3. Frank Seckar, 1995-96	103	272	.379
4. John Jenkins, 2010-11	100	245	.408
5. Ronnie McMahan, 1993-94	87	228	.382
6. Scott Draud, 1990-91	101	225	.449
7. Ronnie McMahan, 1994-95	78	222	.351
8. Rod Odom, 2013-14	85	221	.385
t9. Drew Maddux, 1997-98	79	217	.364
t9. Shan Foster, 2005-06	90	217	.415

## ANNUAL FIELD GOAL PERCENTAGE LEADERS

Leaders Determined by 3-Point Field Goals Made

Year	Name	3FG	Att	Pct.
2014	Rod Odom, F	85	221	.385
2013	Kevin Bright, G	54	133	.406
2012	John Jenkins, G	134	305	.439
2011	John Jenkins, G	100	245	.408
2010	Jermaine Beal, G	72	190	.379
2010	John Jenkins, G	72	149	.423
2009	Brad Tinsley, G	69	168	.411
2008	Shan Foster, G/F	134	286	.469
2007	Dan Cage, G	80	181	.442
2006	Shan Foster, G/F	90	217	.415
2005	Mario Moore, G	77	193	.399
2004	Mario Moore, G	66	182	.363
2003	Matt Freije, F	65	185	.351
2002	Brendan Plavich, G	86	195	.443
2001	Chuck Moore, G	55	157	.350
2000	Sam Howard, G	78	216	.361
1999	Sam Howard, G	58	158	.367
1998	Drew Maddux, G	79	217	.364
1997	Pax Whitehead, F	67	186	.360
1996	Frank Seckar, G	103	272	.379
1995	Frank Seckar, G	83	195	.426
1994	Ronnie McMahan, G	87	228	.382
1993	Billy McCaffrey, G	83	162	.512
1992	Ronnie McMahan, G	58	157	.369
1991	Scott Draud, G	101	225	.449
1990	Scott Draud, G	90	208	.433
1989	Barry Booker, G	87	194	.448
1988	Barry Booker, G	74	171	.433
1987	Barry Booker, G	85	170	.500

## 3-Point Field Goal Percentage

### In a Career (Min. 30 3FGA)

Player, Years	3FGM	3FGA	Pct.
1. Barry Booker, 1986-89	246	535	.460
2. Billy McCaffrey, 1993-94	141	316	.446
t3. Scott Draud, 1987-88, 90-91	288	657	.438
t3. John Jenkins, 2010-12	306	699	.438
5. Dan Cage, 2004-07	164	385	.426
6. Aaron Beth, 1991-94	38	90	.422
7. Shan Foster, 2005-08	367	872	.421
8. Derrick Wilcox, 1987-90	114	271	.421
9. Frank Seckar, 1993-96	278	675	.419
10. Barry Goheen, 1986-89	118	282	.418

### In a Season (Min. 30 3FGA)

Player, Season	3FGM	3FGA	Pct.
1. Billy McCaffrey, 1992-93	83	162	.512
2. Barry Booker, 1986-87	85	170	.500
3. John Jenkins, 2009-10	72	149	.483
4. Rick Jones, 1999-00	41	85	.482
5. Aaron Beth, 1991-92	26	55	.473
6. Shan Foster, 2007-08	134	286	.469
7. Derrick Wilcox, 1989-90	56	120	.467
8. Derrick Wilcox, 1987-88	18	39	.462
9. Dawid Przybyszewski, 2003-04	51	112	.455
10. Vince Ford, 1997-98	24	53	.453





# VU FT SHOOTING MARKS

## Free Throws Made

### In a Career

Player, Years	FTM	FTA	Pct.
1. A.J. Ogilvy, 2007-10	471	641	.735
2. Bobby Thym, 1954-57	453	675	.671
3. Jeffery Taylor, 2009-2012	452	652	.693
4. Matt Freije, 2001-04	444	565	.786
4. Phil Cox, 1982-85	442	513	.862
5. Clyde Lee, 1964-66	425	610	.697
6. Kevin Anglin, 1990-93	415	549	.756
7. Al Rochelle, 1954-57	374	498	.751
8. Tom Hagan, 1967-69	360	432	.833
t10. Butch Feher, 1973-76	349	457	.763
t10. Barry Goheen, 1986-89	349	439	.795

### In a Season

Player, Season	FTM	FTA	Pct.
1. A.J. Ogilvy, 2007-08	176	229	.769
2. Matt Freije, 2003-04	175	222	.788
3. Billy McCaffrey, 1993-94	168	189	.889
4. Dan Langhi, 1999-00	162	186	.871
5. Billy Di Spaltro, 1996-97	160	208	.769
6. A.J. Ogilvy, 2009-10	158	216	.731
7. Kevin Anglin, 1991-92	155	207	.749
t8. Al Rochelle, 1955-56	153	204	.750
t8. Clyde Lee, 1964-65	153	228	.671
t8. Clyde Lee, 1965-66	153	206	.742

## Free Throws Attempted

### In a Career

Player, Years	FTM	FTA	Pct.
1. Bobby Thym, 1954-57	453	675	.671
2. Jeffery Taylor, 2009-2012	452	652	.693
3. A.J. Ogilvy, 2007-10	471	641	.735
4. Clyde Lee, 1964-66	425	610	.697
5. Matt Freije, 2000-04	444	565	.786
6. Kevin Anglin, 1989-93	415	549	.756
7. Phil Cox, 1982-85	442	513	.862
8. Al Rochelle, 1954-57	374	498	.751
9. Dan Finch, 1952-54	333	490	.680
10. Jim Henry, 1957-59	348	488	.713

### In a Season

Player, Season	FTM	FTA	Pct.
1. A.J. Ogilvy, 2007-08	176	229	.769
2. Clyde Lee, 1964-65	153	228	.671
3. Matt Freije, 2003-04	175	222	.788
4. Festus Ezeli, 2010-11	140	216	.648
5. A.J. Ogilvy, 2009-10	158	216	.731
6. Dan Finch, 1953-54	151	211	.716
7. Billy Di Spaltro, 1996-97	160	208	.769
8. Kevin Anglin, 1991-92	155	207	.749
9. Clyde Lee, 1965-66	153	206	.742
t10. Al Rochelle, 1955-56	153	204	.750
t10. Bobby Thym, 1955-56	143	204	.701
t10. Will Perdue, 1986-87	126	204	.618

## ANNUAL FT PERCENTAGE LEADERS

(Min. 50 attempts)

Year	Player	FT-A	Pct.	Year	Player	FT-A	Pct.
2014	Rod Odom	66-92	.717	1981	Mike Rhodes, G/F	69-84	.821
2013	Kedren Johnson	99-137	.723	1980	Mike Rhodes, G/F	89-110	.809
2012	Brad Tinsley	59-69	.855	1979	Mike Rhodes, G/F	72-87	.827
2011	John Jenkins	144-161	.894	1978	Tommy Springer, G	51-61	.836
2010	Jermaine Beal	93-116	.802	1977	Dicky Keffer, G	66-81	.815
2009	Brad Tinsley	56-68	.824	1976	Joe Ford, G	102-126	.817
2008	Ross Neltner, F	61-77	.792	1975	Joe Ford, G	94-112	.839
2007	Dan Cage, G	70-80	.875	1974	Terry Compton, F	89-102	.873
2006	Shan Foster, G/F	63-83	.759	1973	Lee Fowler, F	51-67	.761
2005	Mario Moore, G	72-89	.809	1972	Tom Arnholt, G	81-91	.890
2004	Scott Hundley, G	46-58	.793	1971	Rudy Thacker, G	56-61	.918
2003	Matt Freije, F	99-124	.798	1970	Ralph Mayes, G	48-59	.814
2002	Chuck Moore, G	78-96	.813	1969	Rudy Thacker, G	64-72	.889
2001	Chuck Moore, G	63-79	.797	1968	Tom Hagan, G	141-167	.844
2000	Dan Langhi, F	162-186	.871	1967	Jerry Southwood, G	61-77	.792
1999	Dan Langhi, F	141-167	.844	1966	Keith Thomas, G	78-98	.796
1998	Billy Di Spaltro, F	87-107	.813	1965	Keith Thomas, G	56-65	.862
1997	Billy Di Spaltro, F	160-208	.769	1964	John Ed Miller, G	119-148	.804
1996	Drew Maddux, G	81-106	.764	1963	Roger Schurig, G	87-109	.799
1995	Drew Maddux, G	51-59	.864	1962	Bobby Bland, G	52-64	.813
1994	Billy McCaffrey, G	168-189	.889	1961	Don Ringstaff, F	96-127	.756
1993	Billy McCaffrey, G	134-154	.870	1960	Bill Johnson, G	80-101	.792
1992	Todd Milholland, C	61-75	.813	1959	Jim Henry, G	118-150	.787
1991	Scott Draud, G	63-72	.875	1958	Jimmy French, G	51-61	.836
1990	Scott Draud, G	100-115	.870	1957	Al Rochelle, G	75-96	.781
1989	Eric Reid, F	103-133	.774	1956	Al Rochelle, G	153-204	.750
1988	Barry Goheen, G	86-112	.768	1955	Al Rochelle, G	117-157	.745
1987	Barry Goheen, G	114-136	.838	1954	Babe Taylor, G	62-74	.838
1986	Barry Goheen, G	44-52	.846	1953	George Nordhaus, C	84-123	.683
1985	Phil Cox, G	111-127	.874	1952	Bob Dudley Smith, F	54-76	.711
1984	Jeff Turner, F/C	86-102	.843	1951	Bob Dudley Smith, F	87-121	.719
1983	Phil Cox, G	113-126	.897	1950	Bob Dudley Smith, F	42-53	.792
1982	Phil Cox, G	126-145	.869	1949	George Kelley, F	94-143	.657

## Free Throw Percentage

### In a Career (Minimum 150 FTA)

Player, Years	FTM	FTA	Pct.
1. Billy McCaffrey, 1993-94	302	343	.880
2. Rudy Thacker, 1969-71	152	173	.879
3. Phil Cox, 1982-85	442	513	.862
4. John Jenkins, 2010-12	320	374	.856
5. Scott Draud, 1987-88, 90-91	232	276	.841
6. Brad Tinsley, 2009-12	243	290	.838
7. Tom Hagan, 1967-69	360	432	.833
8. Dan Langhi, 1996-00	394	474	.831
9. Tom Arnholt, 1970-72	253	305	.830
10. Mike Rhodes, 1978-81	333	408	.816

### In a Season (Minimum 50 FTA)

Player, Season	FTM	FTA	Pct.
1. Rudy Thacker, 1970-71	56	61	.918
2. Phil Cox, 1982-83	113	126	.897
3. John Jenkins, 2010-11	144	161	.894
4. Tom Arnholt, 1971-72	81	91	.890
5. Billy McCaffrey, 1993-94	168	189	.889
6. Rudy Thacker, 1968-69	64	72	.889
t7. Scott Draud, 1990-91	63	72	.875
t7. Dan Cage, 2006-07	70	80	.875
9. Phil Cox, 1984-85	111	127	.874
10. Terry Compton, 1973-74	89	102	.873



# VU REBOUNTING MARKS

## Rebounds

### In a Career

Player, Years	G	Reb	RPG
1. Clyde Lee, 1964-66	79	1223	15.5
2. Perry Wallace, 1968-70	78	894	11.5
3. Bobby Thym, 1954-57	89	872	9.8
4. Bob "Snake" Grace, 1963-65	76	837	11.0
5. Charley Harrison, 1953-56	79	802	10.2
6. Jeffery Taylor, 2009-12	134	752	5.6
7. Bill Depp, 1959-61	71	747	10.5
8. Will Perdue, 1983-88	104	708	6.8
9. Thorpe Weber, 1969-71	78	673	8.6
10. Anthony Williams, 1997-01	110	669	6.1

### Per Game In a Career (Minimum 50 games)

Player, Years	G	Reb	RPG
1. Clyde Lee, 1964-66	79	1223	15.5
2. Perry Wallace, 1968-70	78	894	11.5
3. Bob "Snake" Grace, 1963-65	76	837	11.0
4. Bill Depp, 1959-61	71	747	10.5
5. Charley Harrison, 1953-56	79	802	10.2
6. Bobby Thym, 1954-57	89	872	9.8
7. Ben Rowan, 1958-60	69	666	9.7
8. Dan Finch, 1952-54	65	618	9.5
t9. Thorpe Weber, 1969-71	78	673	8.6
t9. Jo Gibbs, 1954-57	69	593	8.6

### In a Season

Player, Season	G	Reb	RPG
1. Clyde Lee, 1964-65	28	420	15.0
2. Clyde Lee, 1965-66	26	412	15.8
3. Clyde Lee, 1963-64	25	391	15.6
4. Perry Wallace, 1969-70	26	350	13.5
5. Charley Harrison, 1955-56	22	315	14.3
6. Will Perdue, 1987-88	31	314	10.1
7. Bill Depp, 1960-61	24	309	12.9
8. Bob "Snake" Grace, 1962-63	23	308	13.4
9. Charley Harrison, 1954-55	22	284	12.9
10. Jo Gibbs, 1956-57	22	274	12.5

### Per Game In a Season

Player, Season	G	Reb	RPG
1. Clyde Lee, 1965-66	26	412	15.8
2. Clyde Lee, 1963-64	25	391	15.6
3. Clyde Lee, 1964-65	28	420	15.0
4. Charley Harrison, 1955-56	22	315	14.3
5. Dan Finch, 1952-53	18	247	13.7
6. Perry Wallace, 1969-70	26	350	13.5
7. Bob "Snake" Grace, 1962-63	23	308	13.4
t8. Charley Harrison, 1954-55	22	284	12.9
t8. Bill Depp, 1960-61	24	309	12.9
10. Jo Gibbs, 1956-57	22	274	12.5

## ANNUAL REBOUNTING LEADERS

Year	Player	Reb.	Year	Player	Reb.
2014	Damian Jones, C	5.7	1983	Ted Young, C-F	6.7
2013	Kevin Bright, G	5.5	1982	Willie Jones, C-F	6.4
2012	Lance Goulbourne, F	6.9	1981	Charles Davis, F	5.8
2011	Lance Goulbourne, F	7.3	1980	Ted Young, F	5.9
2010	A.J. Ogilvy, C	6.2	1979	Charles Davis, F	8.6
2009	A.J. Ogilvy, C	7.1	1978	Charles Davis, F	7.1
2008	A.J. Ogilvy, C	6.7	1977	Charles Davis, F	7.0
2007	Ross Neltner, F	5.7	1976	Butch Feher, G	7.7
2006	Julian Terrell, F	7.2	1975	Jeff Fosnes, F	9.0
2005	Julian Terrell, F	5.1	1974	Jan van Breda Kolff, G	9.7
2004	Matt Freije, F	5.4	1973	Steve Turner, C	7.8
2003	Brian Thornton, F	5.7	1972	Ray Maddux, C	10.7
2002	Matt Freije, F	5.1	1971	Thorpe Weber, F	9.7
2001	Anthony Williams, F	7.9	1970	Perry Wallace, F	13.5
2000	Anthony Williams, F	6.4	1969	Perry Wallace, F	10.5
1999	Dan Langhi, F	7.3	1968	Perry Wallace, F	10.4
1998	Billy Di Spaltro, F	5.7	1967	Bob Warren, F	8.4
1997	Billy Di Spaltro, F	6.3	1966	Clyde Lee, C	15.8
1996	Malik Evans, F	6.5	1965	Clyde Lee, C	15.0
1995	Bryan Milburn, F	6.3	1964	Clyde Lee, C	15.6
1994	Chris Lawson, C	6.8	1963	Bob Grace, C	13.4
1993	Bruce Elder, F	6.1	1962	Ron Griffiths, C	10.3
1992	Dan Hall, F	5.9	1961	Bill Depp, C	12.9
1991	Bruce Elder, F	5.9	1960	Ben Rowan, F	11.3
1990	Eric Reid, F	5.8	1959	Ben Rowan, F	10.7
1989	Frank Kornet, C-F	7.1	1958	Don Hinton, F-C	8.9
1988	Will Perdue, C	10.1	1957	Hobby Gibbs, F	12.5
1987	Will Perdue, C	8.7	1956	Charley Harrison, C	14.3
1986	Brett Burrow, C	5.8	1955	Charley Harrison, C	12.9
1985	Brett Burrow, C	8.0	1954	Dan Finch, F	11.3
1984	Jeff Turner, F-C	7.3	1953	Dan Finch	13.7
			1952	Dave Kardokus	8.4

## Rebounding Average Leaders By Class

### Freshmen

RPG	Player	Year
1. 9.6	Jimmy Cummings	1953
2. 9.1	Bobby Thym	1954
3. 7.0	Charles Davis	1977
4. 6.7	A.J. Ogilvy	2008
5. 6.2	Jeffery Taylor	2009
6. 5.9	Ted Young	1980
7. 5.7	<b>Damian Jones</b>	<b>2014</b>
8. 5.5	Kevin Bright	2013
9. 5.3	Greg Fuller	1977

### Juniors

RPG	Player	Year
1. 15.0	Clyde Lee	1965
2. 13.7	Dan Finch	1953
3. 12.9	Charley Harrison	1955
4. 12.0	Jo Gibbs	1956
5. 10.8	Bob Grace	1964
t6. 10.7	Ray Maddux	1972
t6. 10.7	Ben Rowan	1959
t8. 10.5	Perry Wallace	1969
t8. 10.5	Bobby Thym	1956
10. 10.3	Ron Griffiths	1962

### Sophomores

RPG	Player	Year
1. 15.6	Clyde Lee	1964
2. 13.4	Bob Grace	1963
3. 10.4	Perry Wallace	1968
4. 10.3	Bobby Thym	1955
5. 9.9	George Nordhaus	1953
6. 9.0	Bill Depp	1959
7. 8.9	Bill Feix	1952
8. 8.8	Jack Pirrie	1958
9. 8.5	Don Hinton	1957
10. 8.2	Thorpe Weber	1969

### Seniors

RPG	Player	Year
1. 15.8	Clyde Lee	1966
2. 14.3	Charley Harrison	1956
3. 13.5	Perry Wallace	1970
4. 12.9	Bill Depp	1961
5. 12.5	Hobby Gibbs	1957
6. 11.4	Dave Kardokus	1952
t7. 11.3	Ben Rowan	1960
t7. 11.3	Dan Finch	1954
9. 10.6	Larry Banks	1961
10. 10.1	Will Perdue	1988



# VU ASSIST MARKS

## Assists

In a Career (Kept since 1968-69)

Player, Years	G	A	APG
1. Atiba Prater, 1996-00	115	517	4.50
2. Brad Tinsley, 2009-12	134	482	3.59
3. Frank Seckar, 1993-96	126	455	3.61
4. Kevin Anglin, 1990-93	129	435	3.37
5. Jan van Breda Kolff, 1972-74	80	430	5.38
6. Derrick Wilcox, 1987-90	128	423	3.30
7. Jermaine Beal, 2007-10	132	421	3.19
8. Drew Maddux, 1994-98	123	394	3.20
9. Russell Lakey, 2000-04	111	369	3.32
10. Al McKinney, 1981-84	116	351	3.03

## Per Game In a Career

(Kept since 1968-69, min. 50 games)

Player, Years	G	A	APG
1. Jan van Breda Kolff, 1972-74	80	430	5.38
2. Atiba Prater, 1996-00	115	517	4.50
3. Billy McCaffrey, 1993-94	66	257	3.89
4. Frank Seckar, 1993-96	126	455	3.61
5. Brad Tinsley, 2009-12	134	482	3.59
6. Dicky Keffer, 1975-77	79	276	3.53
7. Kevin Anglin, 1990-93	129	435	3.37
8. Russell Lakey, 2000-04	111	369	3.32
9. Derrick Byars, 2006-07	64	212	3.31
10. Derrick Wilcox, 1987-90	128	423	3.30

In a Season (Since 1968-69, min. 15 games)

Player, Season	G	A	APG
1. Atiba Prater, 1999-00	30	180	6.0
2. Frank Seckar, 1995-96	32	176	5.5
3. Derrick Wilcox, 1988-89	33	173	5.2
t4. Jermaine Beal, 2007-08	34	158	4.5
t4. Derrick Wilcox, 1989-90	35	158	4.5
6. Brad Tinsley, 2010-11	34	155	4.6
7. Atiba Prater, 1997-98	30	152	5.1
t8. Brad Tinsley, 2011-12	36	147	4.1
t8. Jan van Breda Kolff, 1972-73	26	147	5.7
10. Jan van Breda Kolff, 1971-72	26	142	5.5

## Per Game In a Season

(Since 1968-69, min. 20 games)

Player, Season	G	A	APG
1. Atiba Prater, 1999-00	30	180	6.0
2. Jan van Breda Kolff, 1972-73	26	147	5.7
t3. Frank Seckar, 1995-96	32	175	5.5
t3. Jan van Breda Kolff, 1971-72	26	142	5.5
5. Derrick Wilcox, 1988-89	33	173	5.2
6. Atiba Prater, 1997-98	30	152	5.1
7. Jan van Breda Kolff, 1973-74	28	141	5.0
8. Jermaine Beal, 2007-08	34	158	4.6
9. Brad Tinsley, 2010-11	34	155	4.6
10. Derrick Wilcox, 1989-90	35	158	4.5

## ANNUAL ASSISTS LEADERS

Year	Player	Ast.	Year	Player	Ast.
2014	Kyle Fuller	4.2	1992	Kevin Anglin, G	3.8
2013	Kedren Johnson, G	3.6	1991	Kevin Anglin, G	4.1
2012	Brad Tinsley, G	4.1	1990	Derrick Wilcox, G	4.5
2011	Brad Tinsley, G	4.6	1989	Derrick Wilcox, G	5.2
2010	Jermaine Beal, G	3.1	1988	Barry Goheen, G	2.9
2009	Jermaine Beal, G	3.2	1987	Barry Booker, G	2.7
2008	Jermaine Beal, G	4.6	1986	Darrell Dulaney, G	3.4
2007	Derrick Byars, G/F	3.4	1985	Darrell Dulaney, G	3.6
2006	Derrick Byars, G/F	3.2	1984	Al McKinney, G	3.2
2005	Mario Moore, G	3.7	1983	Al McKinney, G	3.4
2004	Russell Lakey, G	3.9	1982	Al McKinney, G	3.2
2003	Russell Lakey, G	3.4	1981	Jimmy Gray, G	3.9
2002	Brendan Plavich, G	3.2	1980	Tommy Springer, G	3.3
2001	Russell Lakey, G	3.1	1979	Tommy Springer, G	4.3
2000	Atiba Prater, G	6.0	1978	Mark Elliott, G	3.2
1999	Atiba Prater, G	3.4	1977	Mark Elliott, G	3.4
1998	Atiba Prater, G	4.1	1976	Dicky Keffer, G	4.0
1997	Drew Maddux, G	3.7	1975	Dicky Keffer, G	3.8
1996	Frank Seckar, G	5.5	1974	Jan van Breda Kolff, G/F	5.0
1995	Frank Seckar, G	4.1	1973	Jan van Breda Kolff, G/F	5.7
1994	Billy McCaffrey, G	4.2	1972	Jan van Breda Kolff, G/F	5.5
1993	Billy McCaffrey, G	3.6	1971	Rudy Thacker, G	3.1

## Assist Leaders By Class

### Freshmen

#	A	Player	Year
1.	103	Atiba Prater	1997
2.	99	Dicky Keffer	1975
3.	95	Keegan Bell	2008
4.	94	Russell Lakey	2001
5.	89	Mark Elliott	1977
6.	88	Kevin Anglin	1990
7.	86	Brad Tinsley	2009
8.	78	Deandre Moore	1999
9.	70	Al McKinney	1981
10.	67	Al Miller	1981

### Juniors

#	A	Player	Year
1.	173	Derrick Wilcox	1989
2.	155	Brad Tinsley	2011
3.	147	J. van Breda Kolff	1973
4.	126	Mario Moore	2005
5.	124	Billy McCaffrey	1993
6.	117	Tommy Springer	1979
7.	116	Drew Maddux	1996
t8.	114	Frank Seckar	1995
t8.	114	Kevin Anglin	1992
10.	113	Alex Gordon	2007

### Sophomores

#	A	Player	Year
1.	158	Jermaine Beal	2008
2.	155	Atiba Prater	1998
3.	142	J. van Breda Kolff	1972
4.	124	Kevin Anglin	1991
5.	119	Kedren Johnson	2013
6.	110	Frank Seckar	1994
7.	109	Dicky Keffer	1976
8.	102	Brendan Plavich	2002
t9.	95	Bruce Elder	1991
t9.	95	Mario Moore	2004

### Seniors

#	A	Player	Year
1.	180	Atiba Prater	2000
2.	176	Frank Seckar	1996
3.	158	Derrick Wilcox	1990
4.	147	Brad Tinsley	2012
5.	141	J. van Breda Kolff	1974
6.	134	Drew Maddux	1998
7.	133	Billy McCaffrey	1994
8.	130	Barry Goheen	1989
8.	130	Kyle Fuller	2014
10.	128	Russell Lakey	2004



# VU STEAL & BLOCK MARKS

## Steals

In a Career (Since 1979-80, min. 50 games)

Player, Years	G	S	SPG
t1. Drew Maddux, 1994-98	123	214	1.74
t1. Frank Seckar, 1993-96	126	214	1.70
3. Atiba Prater, 1996-00	115	211	1.83
4. James Strong, 1996-00	120	209	1.74
5. Kevin Anglin, 1990-93	129	192	1.49
6. Russell Lakey, 2000-04	111	169	1.52
7. Ronnie McMahan, 1992-95	124	157	1.27
8. Jeffery Taylor, 2009-12	134	146	1.09
9. Jason Holwerda, 2002-05	128	138	1.08
10. Jermaine Beal, 2007-10	132	128	0.97

Per Game In a Career (Since 1979-80, min. 50 games)

Player, Years	G	S	SPG
1. Atiba Prater, 1996-00	115	211	1.83
t2. Drew Maddux, 1995-98	123	214	1.74
t2. James Strong, 1996-00	120	209	1.74
4. Frank Seckar, 1993-96	126	214	1.70
5. Russell Lakey, 2000-04	111	169	1.52
6. Kevin Anglin, 1990-93	129	192	1.49
7. Pax Whitehead, 1995-97	83	113	1.36
8. Ronnie McMahan, 1992-95	124	157	1.27

In a Season (Since 1979-80)

Player, Season	G	S	SPG
1. James Strong, 1998-99	29	77	2.65
2. Frank Seckar, 1994-95	28	73	2.61
t3. Drew Maddux, 1996-97	31	68	2.19
t3. Drew Maddux, 1997-98	33	68	2.06
5. Kevin Anglin, 1992-93	34	67	1.97
6. Pax Whitehead, 1996-97	31	66	2.12
7. Atiba Prater, 1997-98	30	64	2.13
8. Frank Seckar, 1995-96	32	63	1.96
9. Atiba Prater, 1999-00	30	56	1.87
t10. Lance Goulbourne, 2011-12	36	54	1.50
t10. Russell Lakey, 2000-01	30	54	1.80

Per Game In a Season (Since 1979-80, min. 20 games)

Player, Season	G	S	SPG
1. James Strong, 1998-99	29	77	2.65
2. Frank Seckar, 1994-95	28	73	2.61
3. Drew Maddux, 1996-97	31	68	2.19
4. Atiba Prater, 1997-98	30	64	2.13
5. Pax Whitehead, 1996-97	31	66	2.12
6. Drew Maddux, 1997-98	33	68	2.06
7. Kevin Anglin, 1992-93	34	67	1.97
8. Frank Seckar, 1995-96	32	63	1.96
9. Atiba Prater, 1999-00	30	56	1.87
10. James Strong, 1999-00	28	52	1.86

ANNUAL STEALS LEADERS					
Year	Player	Steals	Year	Player	Steals
2014	James Siakam, F	28	1997	Drew Maddux, G	68
2013	Kedren Johnson, G	34	1996	Frank Seckar, G	63
2012	Lance Goulbourne, F	54	1995	Frank Seckar, G	73
2011	Jeffery Taylor, F	35	1994	Ronnie McMahan, G	51
2010	Jeffery Taylor, F	36	1993	Kevin Anglin, F	67
2009	Jermaine Beal, G	35	1992	Kevin Anglin, G/F	49
2008	Shan Foster, G/F	36	1991	Bruce Elder, F	46
2007	Derrick Byars, G/F	48	1990	Derrick Wilcox, G	37
2006	DeMarre Carroll, F	37	1989	Barry Booker, G	50
2005	Jason Holwerda	47	1988	Barry Goheen, G	34
2004	Russell Lakey, G	46	1987	Barry Booker, G	36
	Mario Moore, G	46	1986	Darrell Dulaney, G	44
2003	Russell Lakey, G	52	1985	Phil Cox, G	41
2002	Brendan Plavich, G	47	1984	Al McKinney, G	35
2001	Russell Lakey, G	54	1983	Al McKinney, G	48
2000	Atiba Prater, G	56	1982	Al McKinney, G	31
1999	James Strong, G	77	1981	Al McKinney, G	28
1998	Drew Maddux, G	68	1980	Tommy Springer, G	42

## Blocked Shots

In a Career (Since 1979-80, min. 50 games)

Player, Years	G	BS	BPG
1. Festus Ezeli, 2008-12	121	204	1.69
2. Will Perdue, 1984, 86-88	104	157	1.51
3. A.J. Ogilvy, 2007-10	96	145	1.51
4. Julian Terrell, 2003-06	124	116	0.94
5. Chris Woods, 1992-95	121	108	0.89
6. Dawid Przybyszewski, 2002-05	128	75	0.59
t7. Ted Skuchas, 2004-07	127	72	0.57
t7. Dan Hall, 1990, 92-94	123	70	0.57
9. Austin Bates, 1994-98	111	61	0.55
10. Malik Evans, 1992, 1994-96	108	60	0.56

Per Game In a Career (Since 1979-80, min. 50 games)

Player, Years	G	BS	BPG
1. Festus Ezeli, 2008-12	121	204	1.69
t2. A.J. Ogilvy, 2007-10	96	145	1.51
t2. Will Perdue, 1984, 86-88	104	157	1.51
4. Julian Terrell, 2003-06	124	116	0.94
5. Chris Woods, 1992-95	121	108	0.89
6. Brian Thornton, 2001-03	61	44	0.72
7. Bruce Elder, 1991-93	93	56	0.60
8. Dawid Przybyszewski, 2002-05	128	75	0.59

In a Season (Since 1979-80)

Player, Season	G	BS	BPG
1. Festus Ezeli, 2010-11	34	87	2.56
2. Will Perdue, 1987-88	31	74	2.39
3. Will Perdue, 1986-87	34	72	2.12
4. Festus Ezeli, 2011-12	26	52	2.00
5. Chris Woods, 1994-95	28	50	1.79
6. A.J. Ogilvy, 2007-08	34	49	1.44
t7. A.J. Ogilvy, 2009-10	33	48	1.45
t7. A.J. Ogilvy, 2008-09	29	48	1.65
t9. Festus Ezeli, 2009-10	32	43	1.34
<b>t9. Damian Jones, 2013-14</b>	<b>31</b>	<b>43</b>	<b>1.39</b>

Per Game In a Season (Since 1979-80)

Player, Season	G	BS	BPG
1. Festus Ezeli, 2010-11	34	87	2.56
2. Will Perdue, 1987-88	31	74	2.39
3. Will Perdue, 1986-87	34	72	2.12
4. Festus Ezeli, 2011-12	26	52	2.00
5. Chris Woods, 1994-95	28	50	1.79
6. A.J. Ogilvy, 2008-09	29	48	1.65
7. A.J. Ogilvy, 2009-10	33	48	1.45
8. A.J. Ogilvy, 2007-08	34	49	1.44
<b>9. Damian Jones, 2013-14</b>	<b>31</b>	<b>43</b>	<b>1.39</b>
10. Festus Ezeli, 2009-10	32	43	1.34

ANNUAL BLOCKS LEADERS					
Year	Player	Blocks	Year	Player	Blocks
2014	Damian Jones	43	1996	Malik Evans, F	28
2013	Josh Henderson	29	1995	Chris Woods, C	50
2012	Festus Ezeli, C	52	1994	Dan Hall, F	27
2011	Festus Ezeli, C	87	1993	Bruce Elder, F	19
2010	A.J. Ogilvy, C	48	1992	Bruce Elder, F	26
2009	A.J. Ogilvy, C	48	1991	Steve Grant, F	20
2008	A.J. Ogilvy, C	49	1990	Steve Grant, F	14
2007	Ted Skuchas, C	28	1989	Eric Reid, F	12
2006	Julian Terrell, F	36	1988	Will Perdue, C	74
2005	Julian Terrell, F	36	1987	Will Perdue, C	72
2004	D. Przybyszewski, F/C	29	1986	Will Perdue, C	13
2003	Brian Thornton, F	24	1985	Brett Burrow, C	10
2002	Brian Thornton, F	20	1984	Bobby Westbrooks, F	14
2001	Matt Freije, F	28	1983	James Williams, F	22
2000	Darius Coulibaly, C	29	1982	Willie Jones, F-C	25
1999	Greg LaPointe, C	16	1981	Willie Jones, F-C	11
1998	Austin Bates, C	30	1980	Willie Jones, F-C	11
1997	Austin Bates, C	18			



# VU MISCELLANEOUS MARKS

## Individual Single-Game Highs

Points Scored	44	Tom Hagan at Mississippi State (3/8/69)
FG Attempts	34	Tom Hagan at Mississippi State (3/8/69)
	34	Bo Wyenandt vs. Alabama (2/20/69)
FG Made	21	Tom Hagan at Mississippi State (3/8/69)
FG Pct. (min. 10)	.917	Mike Rhodes at Alabama (1/21/78) (11-of-12)
3pt FG Attempts	17	Scott Draud vs. LSU (2/2/91)
3pt FG Made	9	Scott Draud vs. LSU (2/18/90)
		Mario Moore vs. Wichita State (3/21/05)
		Shan Foster vs. Mississippi State (3/5/08)
3pt FG Pct. (min. 5)	1.000	Barry Booker (6-of-6) vs. Lehigh (11/30/87)
	1.000	Kevin Anglin (6-of-6) vs. N. Hampshire (12/29/91)
	1.000	Dawid Przybyszewski (6-of-6) vs. UTPA (2/7/05)
FT Attempts	19	Al Rochelle vs. Georgia Tech (1/9/56)
	19	Clyde Lee vs. Kentucky (1/5/65)
FT Made	18	Matt Freije vs. Indiana (11/24/03)
FT Pct. (min. 11)	1.000	Matt Freije (18-of-18) vs. Indiana (11/24/03)
	1.000	Phil Cox (17-of-17) vs. MTSU (12/3/84)
	1.000	Dan Langhi (16-of-16) vs. Tennessee (2/13/99)
	1.000	Al Rochelle (14-of-14) vs. Wash. & Lee (12/6/54)
	1.000	Barry Goheen (13-of-13) vs. Georgia (2/15/89)
	1.000	Jeffery Taylor (12-of-12) vs. Tennessee (2/9/10)
	1.000	Matt Freije (11-of-11) vs. N.C. State (3/21/04)
Rebounds	28	Clyde Lee vs. Mississippi (1/10/66)
Assists	14	Billy McCaffrey vs. Kentucky (1/13/93)
Blocked Shots	7	Will Perdue vs. East Carolina (12/28/87)
	7	Festus Ezeli at Georgia (2/16/11)
	7	Damian Jones at South Carolina (2/13/14)
Steals	8	James Strong vs. Morehead St. (11/24/98)
		Atiba Prater vs. UT-Martin (11/26/97)
		Frank Seckar vs. Tenn. Tech (11/30/94)

## Team Single-Game Highs

Points Scored	130	vs. Mississippi (12/22/70)
FG Attempts	120	vs. Lipscomb (12/8/52)
FG Made	52	vs. Mississippi (12/22/70)
FG Pct.	.696	vs. Wofford (39-of-56) (11/27/95)
FT Attempts	59	vs. Yale (1/1/53)
FT Made	40	vs. Texas (12/20/54)
	40	at Kentucky (1/19/80)
	40	vs. Mississippi State (1/26/80)
	40	vs. Kentucky (2/20/91)
FT Pct.	1.000	vs. Florida (23-of-23) (1/30/88)
	.972	vs. Mississippi State (2/26/86)
		(35-of-36) NCAA min. is 35 made
3pt FG Attempts	40	vs. Ole Miss (1/15/13)
3pt FG Made	18	at Tennessee (1/18/05)
3pt FG Pct.	.750	at Georgia (9-of-12) (2/27/91)
Rebounds	90	vs. Sewanee (12/4/54)
Assists	31	at Tennessee (1/18/05)
Blocked Shots	11	at Arizona State (12/29/94)
Steals	20	vs. Tennessee Tech (11/30/94)
VU Fouls	36	at Kentucky (1/19/80)
Both Team Fouls	69	Vanderbilt (36) at Kentucky (33) (1/19/80)

## Miscellaneous Records

<b>Consecutive Free Throws Made</b>		
Game	18	Matt Freije vs. Indiana (11/24/03)
Season	43	Phil Cox, 1982-83
Consecutive Seasons	47	Phil Cox, 1981-82 and 1982-83
<b>Games Played</b>		
Career	134	by Jeffery Taylor & Brad Tinsley, 2008-12
Season	36	Lance Goulbourne, Kedren Johnson, Rod Odom Dai-Jon Parker, Jeffery Taylor, Brad Tinsley, 2011-12

## 100-Point Games

### 76 Games in Reverse Chronological Order

Date	Score (*Home, #Neutral)
Feb. 16, 2012	Vanderbilt 102, Ole Miss 76
Nov. 19, 2006	Vanderbilt 102, UPR-Mayaguez 59#
Nov. 5, 2006	Vanderbilt 104, East Tennessee State 62*
Nov. 23, 2001	Vanderbilt 100, Hampton 85#
Mar. 1, 2000	Vanderbilt 101, Georgia 89*
Dec. 18, 1999	Vanderbilt 101, Western Kentucky 77*
Dec. 30, 1998	Vanderbilt 113, Alabama A&M 71*
Nov. 18, 1997	Vanderbilt 102, Furman 55*
Feb. 17, 1996	Vanderbilt 107, South Carolina 97*
Dec. 1, 1993	Vanderbilt 102, UT-Martin 66*
Jan. 20, 1993	Vanderbilt 102, Arkansas 89*
Jan. 13, 1993	Vanderbilt 101, Kentucky 86*
Dec. 19, 1992	Vanderbilt 116, Austin Peay 71
Dec. 19, 1991	Vanderbilt 100, N. Hampshire 67*
Jan. 8, 1991	Vanderbilt 108, Tennessee 68*
Nov. 26, 1990	Vanderbilt 103, UNC-Asheville 66*
Feb. 18, 1990	Vanderbilt 108, LSU 121*
Dec. 23, 1989	Vanderbilt 100, Samford 76*
Feb. 18, 1989	Vanderbilt 108, LSU 74*
Nov. 30, 1987	Vanderbilt 102, Lehigh 91*
Mar. 16, 1987	Vanderbilt 109, Florida State 92*
Dec. 10, 1983	Vanderbilt 105, Eastern Kentucky 63*
Dec. 14, 1981	Vanderbilt 116, North Alabama 88*
Dec. 23, 1980	Vanderbilt 111, Memphis 96*
Dec. 20, 1980	Vanderbilt 111, North Alabama 79*
Jan. 21, 1980	Vanderbilt 105, Florida 85*
Dec. 6, 1979	Vanderbilt 106, Mississippi State 110*
Dec. 4, 1979	Vanderbilt 110, Texas Wesleyan 85*
Dec. 28, 1977	Vanderbilt 101, Richmond 68*
Dec. 23, 1976	Vanderbilt 106, Tennessee Tech 71*
Jan. 31, 1976	Vanderbilt 103, LSU 90*
Dec. 6, 1975	Vanderbilt 106, Holy Cross 91*
Nov. 29, 1975	Vanderbilt 105, Iowa State 80
Mar. 8, 1975	Vanderbilt 102, Florida 83*
Jan. 13, 1975	Vanderbilt 102, Georgia 80*
Dec. 21, 1974	Jacksonville 107, Vanderbilt 104#
Dec. 9, 1972	Vanderbilt 103, Western Kentucky 88*
Mar. 9, 1972	Mississippi State 82, Vanderbilt 104*
Feb. 21, 1972	Vanderbilt 111, Alabama 91*
Feb. 19, 1972	Vanderbilt 104, LSU 83*
Jan. 18, 1972	Vanderbilt 101, Cornell 80
Jan. 10, 1972	Vanderbilt 104, Florida 87
Dec. 30, 1971	Vanderbilt 105, Rice 87*
Jan. 23, 1971	Vanderbilt 107, Auburn 86*
Dec. 22, 1970	Vanderbilt 130, Mississippi 112*
Feb. 16, 1970	Vanderbilt 101, Alabama 79*
Dec. 27, 1969	Vanderbilt 124, Portland 73*
Dec. 8, 1969	Vanderbilt 104, SMU 99
Mar. 8, 1969	Vanderbilt 120, Mississippi State 83
Mar. 1, 1969	Vanderbilt 101, Kentucky 99*
Dec. 14, 1968	Vanderbilt 108, Mississippi State 87*
Mar. 4, 1968	Vanderbilt 115, LSU 86
Mar. 4, 1967	Vanderbilt 110, Kentucky 94*
Feb. 20, 1967	Vanderbilt 117, Alabama 80*
Dec. 21, 1966	Vanderbilt 116, Northwestern 92*
Dec. 17, 1966	Vanderbilt 100, LaSalle 95*
Dec. 5, 1966	Vanderbilt 101, SW Louisiana 68*
Feb. 26, 1966	Vanderbilt 102, LSU 84
Feb. 21, 1966	Vanderbilt 117, Georgia 97*
Jan. 10, 1966	Vanderbilt 106, Mississippi 58*
Dec. 28, 1965	Vanderbilt 113, Syracuse 98#
Dec. 13, 1965	Vanderbilt 102, Wake Forest 82*
Mar. 8, 1965	Vanderbilt 106, LSU 69*
Jan. 30, 1965	Vanderbilt 105, Auburn 77*
Feb. 29, 1964	Vanderbilt 103, Georgia Tech 89*
Feb. 3, 1964	Vanderbilt 111, Alabama 73
Dec. 28, 1963	Vanderbilt 106, South Carolina 78*
Dec. 18, 1963	Vanderbilt 113, TCU 56*
Dec. 14, 1963	Vanderbilt 101, Arkansas 77*
Jan. 13, 1962	Vanderbilt 100, Mississippi State 86*
Dec. 9, 1957	Vanderbilt 105, VMI 74*
Dec. 29, 1956	Vanderbilt 107, Arizona 76*
Feb. 11, 1956	Vanderbilt 107, LSU 68*
Feb. 26, 1955	Vanderbilt 100, Florida 72*
Dec. 6, 1954	Vanderbilt 104, Washington & Lee 88*



# VU MISCELLANEOUS MARKS

## Chronological List of Overtime Games

Date	Opponent	Score/OTs	Date	Opponent	Score/OTs	Date	Opponent	Score/OTs
Feb. 15, 2014	Texas A&M*	W, 57-54	Feb. 24, 1993	Georgia	W, 87-83	Dec. 12, 1967	Davidson*	W, 81-79
Nov. 19, 2013	Butler	L, 77-85	Jan. 29, 1992	Memphis State*	L, 70-72	Dec. 2, 1967	SMU*	W, 88-84
Jan. 15, 2013	Ole Miss*	L, 79-89	Dec. 11, 1990	Georgia*	W, 75-74	Feb. 6, 1967	Georgia	W, 51-41 (2ot)
Dec. 6, 2012	Xavier	W, 66-64	Mar. 15, 1990	Louisiana Tech*	W, 98-90	Jan. 14, 1967	Mississippi	W, 78-70 (2ot)
Jan. 21, 2012	Mississippi State*	L, 77-78	Mar. 9, 1990	Georgia	W, 78-74	Jan. 5, 1967	Kentucky	W, 91-89
Dec. 2, 2011	Louisville	L, 60-62	Feb. 25, 1989	Florida	L, 80-83	Jan. 2, 1967	Alabama	W, 84-81
Nov. 28, 2011	Xavier*	L, 70-82	Jan. 25, 1989	Florida*	L, 78-81	Feb. 12, 1964	Georgia Tech	L, 71-75
Feb. 1, 2011	Florida	L, 61-65	Jan. 11, 1989	Mississippi	W, 72-65	Dec. 11, 1963	Duke	W, 97-92
Jan. 8, 2011	South Carolina	L, 75-83	Mar. 20, 1988	Pittsburgh# (N)	W, 80-74	Dec. 11, 1961	Alabama*	W, 65-63
Dec. 8, 2010	Missouri	L, 82-85	Feb. 4, 1987	Tennessee	L, 69-79	Feb. 20, 1960	Florida	L, 75-81
Feb. 25, 2010	Georgia*	W, 96-94	Dec. 28, 1986	South Carolina	L, 91-96 (2ot)	Feb. 8, 1960	Tulane*	W, 68-64
Mar. 8, 2008	Alabama	L, 73-78	Jan. 30, 1984	Georgia*	W, 81-74	Jan. 16, 1960	Georgia Tech	L, 66-74
Mar. 5, 2008	Mississippi State*	W, 86-85	Nov. 30, 1983	Iowa State	L, 72-73	Feb. 9, 1959	Tulane	W, 64-62
Jan. 12, 2008	Kentucky	L, 73-79 (2ot)	Jan. 22, 1983	Kentucky*	L, 77-82	Jan. 10, 1959	Mississippi	W, 79-74
Dec. 12, 2007	DePaul	W, 91-85	Dec. 13, 1982	Illinois	L, 77-79 (2ot)	Dec. 8, 1958	Missouri	L, 72-78
Nov. 29, 2007	South Alabama*	W, 91-88 (2ot)	Mar. 3, 1982	Florida (S)	W, 47-46 (2ot)	Jan. 3, 1956	William & Mary*	W, 89-80 (2ot)
Mar. 17, 2007	Wash. St. # (N)	W, 78-74 (2ot)	Feb. 17, 1982	Mississippi	L, 48-51 (4ot)	Feb. 29, 1952	Florida	L, 63-66
Feb. 28, 2007	South Carolina	W, 99-90	Jan. 16, 1982	Tennessee	L, 69-71	Dec. 9, 1950	Lipscomb*	W, 71-69
Dec. 21, 2006	Appalachian St. #	L, 79-87	Nov. 28, 1981	Duke	W, 76-75 (2ot)	Dec. 1, 1949	New York Univ.	W, 75-59
Dec. 2, 2006	Toledo*	W, 98-93	Dec. 9, 1980	Duke*	L, 69-72	1941-42	Alabama*	L, 33-37
Feb. 8, 2006	Alabama	L, 74-77	Dec. 20, 1979	Texas Tech*	L, 86-89	1936-37	Chattanooga	L, 29-30
Jan. 18, 2006	South Carolina*	L, 64-66	Feb. 10, 1979	Mississippi State*	W, 70-68	1934-35	Tennessee	L, 37-39
Mar. 12, 2004	Mississippi State # (S)	W, 74-70	Jan. 29, 1979	Florida*	L, 87-90	1934-35	Indiana	L, 30-39
Feb. 22, 2003	Florida*	L, 74-77	Jan. 15, 1979	Alabama	W, 75-73	1934-35	Georgia Tech	W, 33-32
Jan. 22, 2000	Kentucky*	L, 73-81	Feb. 18, 1978	Alabama*	W, 71-69	1932-33	Tennessee*	W, 37-32
Feb. 27, 1999	Florida*	W, 71-70	Feb. 6, 1978	Florida*	W, 59-57 (2ot)	1932-33	South Carolina	W, 31-29 (2ot)
Feb. 21, 1999	Alabama*	W, 81-75	Dec. 8, 1977	The Citadel	W, 53-50	1930-31	North Carolina	L, 21-23
Nov. 28, 1998	Ohio State*	W, 92-86	Feb. 14, 1977	Auburn*	L, 71-76	1930-31	Duke	L, 44-48
Feb. 8, 1997	Arkansas*	W, 87-83	Jan. 22, 1977	Mississippi*	W, 77-72	1929-30	Tennessee	L, 33-38
Jan. 17, 1996	South Carolina	L, 83-87	Dec. 1, 1976	Louisville*	L, 76-81	1929-30	Clemson	L, 42-48 (2ot)
Feb. 18, 1995	South Carolina	W, 91-83	Mar. 8, 1976	Alabama*	L, 77-84	1928-29	Mississippi*	L, 46-48
Feb. 11, 1995	Arkansas*	L, 94-97	Feb. 7, 1976	Georgia	W, 71-69 (2ot)	1926-27	Evansville	W, 46-44
Feb. 1, 1995	MTSU	L, 90-93	Jan. 26, 1976	Florida	W, 85-81	1925-26	Tennessee	L, 32-38
Jan. 4, 1995	Alabama*	W, 75-74	Jan. 10, 1976	Georgia*	W, 95-85	1923-24	Alabama*	L, 25-26
Dec. 21, 1994	Austin Peay*	W, 81-78	Feb. 1, 1975	Florida	L, 90-101	1918-19	Nashville YMCA*	W, 34-27
Feb. 23, 1994	Mississippi	L, 72-77	Dec. 21, 1974	Jacksonville #	L, 104-107 (2ot)			
Dec. 18, 1993	Georgia Tech #	L, 77-86	Dec. 13, 1973	Samford*	W, 69-65			
Dec. 8, 1993	Wake Forest*	W, 91-83 (2ot)	Feb. 5, 1972	Kentucky*	L, 80-85			
Mar. 2, 1993	Tennessee*	W, 90-82	Jan. 4, 1971	Florida	L, 82-84 (3ot)			

\* - Home game; # - Neutral site; (N) - NCAA Tournament  
 (S) - SEC Tournament  
**Overall: 59-56; Home: 30-20; Away: 24-33; Neutral: 5-3**

## Margins of Victory & Defeat

### Largest Margin of Victory

Rk	Margin	Score	Date
1.	+ 71	Vanderbilt 95, Union (Tenn.) 24	1911-12
2.	+ 57	Vanderbilt 113, TCU 56	Dec. 18, 1963
t3.	+ 51	Vanderbilt 92, Army 41	Nov. 14, 1998
t3.	+ 51	Vanderbilt 124, Portland 73	Dec. 27, 1969
5.	+ 50	Vanderbilt 98, Southwestern 48	Dec. 16, 1957
t6.	+ 48	Vanderbilt 85, Nicholls State 37	Dec. 15, 1996
t6.	+ 48	Vanderbilt 106, Ole Miss 58	Jan. 10, 1966
t6.	+ 48	Vanderbilt 96, Auburn 48	Dec. 30, 1953
9.	+ 47	Vanderbilt 102, Furman 55	Nov. 18, 1997
t10.	+ 45	Vanderbilt 95, Air Force 50	Dec. 28, 1992
t10.	+ 45	Vanderbilt 116, Austin Peay 71	Dec. 19, 1992
t10.	+ 45	Vanderbilt 96, Auburn 51	Jan. 19, 1974
t10.	+ 45	Vanderbilt 90, Mississippi State 45	Feb. 14, 1949

### Largest Margin of Defeat

Rk	Margin	Score	Date
1.	- 69	Kentucky 98, Vanderbilt 29 [SECT]	Feb. 27, 1947
2.	- 62	Kentucky 106, Vanderbilt 44	March 5, 2003
3.	- 50	Kentucky 80, Vanderbilt 30	Jan. 13, 1947
4.	- 49	Central (Ky.) 70, Vanderbilt 21	1909-10
5.	- 43	Kentucky 84, Vanderbilt 41	Feb. 21, 1947
6.	- 40	Kentucky 113, Vanderbilt 73	Feb. 5, 1977
7.	- 39	Kentucky 120, Vanderbilt 81	Feb. 7, 1996
t8.	- 38	Kentucky 101, Vanderbilt 63	March 2, 1996
t8.	- 38	Ole Miss 68, Vanderbilt 30	1937-38
t10.	- 37	Indiana 88, Vanderbilt 51	Dec. 10, 1991
t10.	- 37	Arkansas 107, Vanderbilt 70	Nov. 14, 1990
t10.	- 37	Kentucky 88, Vanderbilt 51	Jan. 28, 1952
t10.	- 37	Xavier 79, Vanderbilt 42	Dec. 20, 1948



# VU POSTSEASON MARKS

## NCAA Tournament Records

### Individual Records

Number of Games	6, Dan Cage
Field Goal Attempts	22, Clyde Lee vs. Michigan (3/13/65)
Field Goals Made	11, Clyde Lee vs. Michigan (3/13/65)
3-Point Field Goal Attempts	13, Barry Booker vs. Kansas (3/25/88)
3-Point Field Goals Made	7, Ronnie McMahan vs. Temple (3/26/93)
Free-Throw Attempts	11, Matt Freije vs. N.C. State (3/21/04)
Free-Throws Made	11, Matt Freije vs. N.C. State (3/21/04)
Rebounds	20, Clyde Lee vs. Michigan (3/13/65)
Assists	8, Barry Goheen vs. Utah State (3/18/88)
Steals	5, Drew Maddux vs. Xavier (3/13/97)
Blocked Shots	4, Festus Ezeli vs. Harvard (3/15/12)
Turnovers	5, seven times
Points	31, Matt Freije vs. N.C. State (3/21/04)

### Team Records

Number of Games	24 (10-14)
Field Goal Attempts	88 vs. Notre Dame (3/16/74)
Field Goals Made	37 vs. Notre Dame, (3/16/74)
3-Point Field Goal Attempts	27 vs. Georgetown (3/23/07)
	27 vs. Washington St. [2 ot] (3/17/07)
3-Point Field Goals Made	12 vs. Temple (3/26/93)
	12 vs. George Washington (3/15/07)
Free-Throw Attempts	31 vs. DePaul (3/12/65)
Free-Throws Made	24 vs. Boise State (3/18/93)
Rebounds	49 vs. Michigan (3/13/65)
Assists	24 vs. Utah State (3/18/88)
Steals	9 vs. Western Michigan (3/19/04)
	9 vs. Siena (3/21/08)
Blocked Shots	5 2x, last vs. Harvard (3/15/12)
Turnovers	21 vs. Xavier (3/13/97)
VU Fouls	25 vs. Georgetown (3/15/91)
Combined Fouls	42 vs. DePaul (3/12/65)
VU Points	88 vs. Notre Dame (3/16/74)
Combined Points	206 vs. Notre Dame (3/16/74)

## Combined Postseason Records

### Individual Records

Field Goal Attempts	22, Clyde Lee vs. Michigan, 3/13/65 (N)
Field Goals Made	13, Will Perdue vs. Southern Miss., 3/21/87 (I)
3-Point Field Goal Attempts	16, Mario Moore vs. Wichita State, 3/21/05 (I)
3-Point Field Goals Made	9, Mario Moore vs. Wichita State, 3/21/05 (I)
Free Throw Attempts	14, Scott Draud vs. New Orleans, 3/21/90 (I)
Free Throws Made	12, Scott Draud vs. New Orleans, 3/21/90 (I)
Rebounds	20, Clyde Lee vs. Michigan, 3/13/65 (N)
Assists	11, Barry Booker vs. Florida State, 3/16/87 (I)
Turnovers	6, Kevin Anglin vs. Rhode Island, 3/19/92 (I)
	6, Steve Grant vs. Saint Louis, 3/20/90 (I)
Blocked Shots	4, Festus Ezeli vs. Harvard (3/15/12) (N)
Steals	5, Drew Maddux vs. Xavier, 3/13/97 (N)
Points	34, Will Perdue vs. Southern Miss., 3/21/87 (I)

(N) NCAA Tournament; (I) National Invitation Tournament

## NIT Records

### Individual Records

Number of Games	8, Malik Evans; Eric Reid
Field Goal Attempts	21, Mario Moore vs. Wichita State (3/21/05)
Field Goals Made	13, Will Perdue vs. Southern Miss. (3/21/87)
3-Point Field Goal Attempts	16, Mario Moore vs. Wichita State (3/21/05)
3-Point Field Goals Made	9, Mario Moore vs. Wichita State (3/21/05)
Free-Throw Attempts	14, Frank Seckar vs. Villanova (3/30/94)
Free-Throws Made	12, Scott Draud vs. New Orleans (3/21/90)
Rebounds	14, Will Perdue vs. Southern Miss. (3/21/87)
Assists	11, Barry Booker vs. Florida State (3/16/87)
Steals	4, Russell Lakey vs. Louisiana Tech (3/15/02)
Blocked Shots	3, Darius Coulibaly vs. Houston (3/13/02)
	3, Dan Hall vs. Clemson (3/23/94)
Turnovers	6, Steve Grant vs. Saint Louis (3/20/90)
	6, Kevin Anglin vs. Rhode Island (3/19/92)
Points	34, Will Perdue vs. Southern Miss. (3/21/87)

### Team Records

Number of Games	28 (18-10)
Field Goal Attempts	77 vs. Wake Forest (3/21/83)
Field Goals Made	35 vs. Wake Forest (3/14/00)
	35 vs. Southern Miss. (3/21/87)
3-Point Field Goal Attempts	28 vs. Louisiana Tech (3/15/02)
3-Point Field Goals Made	12 vs. Louisiana Tech (3/15/02)
	12 vs. Villanova (3/30/94)
Free-Throw Attempts	47 vs. Florida State (3/16/87)
Free-Throws Made	37 vs. Florida State (3/16/87)
Rebounds	47 vs. Florida State (3/16/87)
Assists	22 vs. Clemson (3/23/94)
	22 vs. New Orleans (3/21/94)
	22 vs. Florida State (3/16/87)
Steals	9 vs. South Carolina (3/18/96)
	9 vs. UALR (3/13/96)
Blocked Shots	7 vs. Houston (3/13/02)
	7 vs. Wake Forest (3/14/00)
Turnovers	19 vs. Saint Louis (3/28/90)
VU Fouls	29 vs. South Carolina (3/18/96)

### Team Records

Field Goal Attempts	88 vs. Notre Dame, 3/16/74 (N)
Field Goals Made	37 vs. Notre Dame, 3/16/74 (N)
3-Point Field Goal Attempts	28 vs. Louisiana Tech, 3/15/02 (I)
3-Point Field Goals Made	12 vs. George Washington, 3/15/07 (N)
	12 vs. Louisiana Tech, 3/15/02 (I)
	12 vs. Villanova, 3/30/94 (I)
	12 vs. Temple, 3/26/93 (N)
Free-Throw Attempts	47 vs. Florida State, 3/16/87 (I)
Free-Throws Made	37 vs. Florida State, 3/16/87 (I)
Rebounds	49 vs. Michigan, 3/13/65 (N)
Assists	24 vs. Utah State, 3/18/88 (N)
Steals	12 vs. Washington State, 3/17/07 (N)
	9 vs. Western Michigan (3/19/04)
	9 vs. South Carolina, 3/18/96 (I)
	9 vs. UALR, 3/13/96 (I)
	9 vs. Siena, 3/21/08 (N)
Blocked Shots	7 vs. Houston, 3/13/02 (I)
	7 vs. Wake Forest, 3/14/00 (I)
Turnovers	21 vs. Xavier, 3/13/97 (N)
VU Fouls	29 vs. South Carolina, 3/18/96 (I)
Combined Fouls	52 vs. Louisiana Tech, 3/17/90 (I)
VU Points	109 vs. Florida State, 3/16/87 (I)
Combined Points	206 vs. Notre Dame, 3/16/74 (N)



# MEMORIAL GYM MARKS

## Individual Records

<b>Most Points</b>	53..... John Neumann (Ole Miss), vs. Vanderbilt, 12/22/70
<b>Most FG Attempts</b>	49..... John Neumann (Ole Miss), vs. Vanderbilt, 12/22/70
<b>Most FG Made</b>	22..... John Neumann (Ole Miss), vs. Vanderbilt, 12/22/70 22..... Chuckie Williams (Kansas State), vs. Holy Cross, 12/5/75
<b>Highest FG Percentage (min. 10 attempts)</b>	.909 (10 of 11)..... Jeffery Taylor (Vanderbilt), vs. Tennessee St., 12/19/09
<b>Longest FG</b>	68', 9"..... Roger Breslin (Holy Cross), vs. Vanderbilt, 12/30/91
<b>Most 3FG Attempts</b>	17..... Scott Draud (Vanderbilt), vs. LSU, 2/2/91
<b>Most 3FG Made</b>	9..... Scott Draud (Vanderbilt), vs. LSU, 2/18/90 9..... Mario Moore (Vanderbilt), vs. Wichita State, 3/21/05 9..... Shan Foster (Vanderbilt) vs. Mississippi State, 3/5/08
<b>Highest 3FG Percentage</b>	1.000..... Barry Booker 6-of-6 (VU), vs. Lehigh, 11/30/87 1.000..... Kevin Anglin 6-of-6 (VU), vs. N. Hampshire, 12/29/91 1.000..... Dawid Przybyszewski 6-of-6 (VU), vs. UTPA, 2/7/05
<b>Most FT Attempts</b>	21..... Ed Wiener (Tennessee), vs. Vanderbilt, 12/30/52 21..... John Bagley (Boston College), vs. Vanderbilt, 12/30/80
<b>Most FT Made</b>	18..... Matt Freije (Vanderbilt), vs. Indiana, 11/24/03
<b>Highest FT Percentage (min. 12 attempts)</b>	1.000..... Matt Freije (Vanderbilt), 18-of-18 vs. Indiana, 11/24/03 1.000..... Phil Cox (Vanderbilt), 17-of-17, vs. MTSU, 12/3/84
<b>Most Rebounds</b>	28..... Clyde Lee (Vanderbilt), vs. Ole Miss, 1/10/66
<b>Most Assists</b>	14..... Atiba Prater (Vanderbilt) vs. Wofford, 12/11/99 14..... Billy McCaffrey (Vanderbilt) vs. Kentucky, 1/13/93

## Team Records

<b>Most Points</b>	130..... Vanderbilt (vs. Ole Miss), 12/22/70
<b>Fewest Points</b>	31..... Vanderbilt (vs. Mississippi State), 1/30/82
<b>Most Points Combined</b>	242..... Vanderbilt (130) Ole Miss (112), 12/22/70
<b>Fewest Points Combined</b>	64..... Mississippi State (33) Vanderbilt (31), 1/30/82
<b>Largest Margin of Victory</b>	57..... Vanderbilt (113) over TCU (56), 12/18/63
<b>Most FG Made</b>	52..... Vanderbilt (vs. Ole Miss), 12/22/70
<b>Most FG Made Combined</b>	100..... Vanderbilt vs. Ole Miss, 12/22/70
<b>Fewest FG Made</b>	11..... Nicholls State (vs. Vanderbilt), 12/15/96
<b>Fewest FG Made Combined</b>	27..... Vanderbilt vs. Mississippi State, 1/30/82
<b>Most FG Attempts</b>	120..... Vanderbilt (vs. Lipscomb), 12/8/55
<b>Most FG Attempts Combined</b>	198..... Vanderbilt vs. Alabama, 2/23/53

## Team Records

<b>Fewest FG Attempts</b>	19..... Mercer (vs. Vanderbilt), 12/11/76
<b>Fewest FG Attempts Combined</b>	51..... Vanderbilt vs. Mississippi State, 1/30/82
<b>Highest FG Percentage</b>	.763..... Ole Miss (vs. Vanderbilt), 1/5/83
<b>Lowest FG Percentage</b>	.178..... New Mexico A&M (vs. Vanderbilt), 12/29/55
<b>Most 3FG Made</b>	16..... Vanderbilt (vs. South Carolina), 1/8/94 16..... Vanderbilt (vs. Arkansas), 2/11/95
<b>Most 3FG Made Combined</b>	30..... Vanderbilt/Arkansas, 2/11/95 (OT)
<b>Fewest 3FG Made</b>	0..... Georgia (vs. Vanderbilt), 1/20/88 0..... Colgate (vs. Vanderbilt), 12/29/88
<b>Fewest 3FG Made Combined</b>	4..... Vanderbilt vs. Notre Dame, 2/6/87 4..... Vanderbilt vs. Hawaii, 11/27/87 4..... Vanderbilt vs. Georgia, 1/20/88
<b>Most 3FG Attempts</b>	38..... Vanderbilt vs. Mississippi State, 3/5/08 (OT)
<b>Most 3FG Attempts Combined</b>	60..... Vanderbilt vs. Arkansas, 2/11/95 (OT) 60..... Vanderbilt vs. Arkansas, 2/8/97 (OT) 60..... Vanderbilt vs. Belmont, 2/7/01
<b>Fewest 3FG Attempts</b>	2..... Georgia (vs. Vanderbilt), 1/20/88
<b>Fewest 3FG Attempts Combined</b>	12..... Vanderbilt vs. Notre Dame, 2/6/87
<b>Highest 3FG Percentage</b>	.833..... Indiana (vs. Vanderbilt), 12/9/86
<b>Lowest 3FG Percentage</b>	.000..... Georgia (vs. Vanderbilt), 1/20/88 .000..... Colgate (vs. Vanderbilt), 12/29/88
<b>Most FT Made</b>	46..... Kentucky (vs. Vanderbilt), 1/7/63
<b>Most FT Made Combined</b>	72..... Vanderbilt vs. Kentucky, 1/7/63
<b>Most FT Attempts</b>	59..... Vanderbilt (vs. Yale), 1/1/53
<b>Most FT Attempts Combined</b>	96..... Vanderbilt/Florida, 2/26/55
<b>Highest FT Percentage (*NCAA record for minimum 35 made)</b>	1.000..... Vanderbilt 23-of-23 (vs. Florida), 1/30/88 1.000..... Vanderbilt 21-of-21 (vs. Virginia), 12/3/89 1.000..... Vanderbilt 14-of-14 (vs. Georgia), 1/28/78 1.000..... Kentucky 11-of-11 (vs. Vanderbilt), 3/2/74 1.000..... Vanderbilt 11-of-11 (vs. Mississippi State), 3/5/08 .972*..... Vanderbilt 35-of-36 (vs. Mississippi State), 2/26/86
<b>Lowest FT Percentage</b>	.200..... Auburn 2-of-10 (vs. Vanderbilt), 1/7/12
<b>Most Fouls</b>	36..... Yale (vs. Vanderbilt), 1/1/53
<b>Fewest Fouls</b>	8..... Vanderbilt (vs. Mississippi State), 1/18/56 8..... Vanderbilt (vs. Southern Illinois), 12/7/74 8..... Vanderbilt (vs. Mercer), 12/11/76 8..... Vanderbilt (vs. Tennessee), 2/1/89 8..... Vanderbilt (vs. Mississippi State), 2/1/14
<b>Most Fouls Combined</b>	63..... Vanderbilt vs. Memphis, 12/23/80





# MEMORIAL GYM MARKS

## Annual Attendance Figures

Year	All Games	Attendance	Average	NCAA Rank	SEC Games	SEC Attendance	Average
2013-14	16	152,539	9,534	45	9	92,455	10,273
2012-13	15	159,557	10,637	36	9	100,986	11,221
2011-12	18	246,561	13,698	18	8	112,368	14,046
2010-11	17	234,632	13,802	18	8	114,346	14,293
2009-10	16	217,965	13,623	21	8	113,539	14,192
2008-09	17	225,686	13,276	25	8	112,833	14,104
2007-08	19	254,945	13,418	22	8	113,713	14,214
2006-07	17	204,511	12,030	31	8	109,043	13,630
2005-06	16	195,159	12,197	24	8	108,258	13,532
2004-05 <sup>^</sup>	19	191,678	10,088	43	8	105,357	13,170
2003-04	17	192,301	11,312	33	8	106,990	13,374
2002-03	16	153,123	9,570	46	8	96,906	12,113
2001-02	17	150,325	8,843	50	8	93,873	11,734
2000-01	19	186,468	9,814	45	8	102,055	12,757
1999-00*	18	197,770	10,987	30	8	106,741	13,343
1998-99	16	192,538	12,034	26	8	106,128	13,266
1997-98	16	213,974	13,373	21	8	117,819	14,727
1996-97	16	207,771	12,986	25	8	120,214	15,027
1995-96	18	226,354	12,575	28	8	112,996	14,125
1994-95	13	183,042	14,080	17	8	118,932	14,867
1993-94	16	223,997	14,000	15	8	121,345	15,168
1992-93	14	212,156	15,154	11	8	122,536	15,317
1991-92	17	210,585	12,387	29	8	115,104	14,388
1990-91	16	214,638	13,415	19	9	133,482	14,831
1989-90	19	259,992	13,684	18	9	136,136	15,126
1988-89	15	224,657	14,977	13	9	137,212	15,246
1987-88	16	223,747	13,984	14	9	138,393	15,377
1986-87	17	226,343	13,314	14	9	130,854	14,539
1985-86	15	200,806	13,387	14	9	128,059	14,229
1984-85	16	194,390	12,149	17	9	122,514	13,613
1983-84	18	249,292	13,850	10	9	135,546	15,050
1982-83	17	237,584	13,976	9	9	135,418	15,046
1981-82	14	202,225	14,445	9	9	131,699	14,633
1980-81	15	227,478	15,165	9	9	136,436	15,160
1979-80	15	228,029	15,202	5	9	138,754	15,417
1978-79	14	215,330	15,380	5	9	139,930	15,547
1977-78	14	207,375	14,813	5	9	134,232	14,915
1976-77	15	211,966	14,131	4	9	149,108	16,568
1975-76	13	180,901	13,915	-	9	135,375	15,042
1974-75	12	178,527	14,877	-	9	134,304	14,923
1973-74	12	182,728	15,227	-	9	140,252	15,584
1972-73	12	173,567	14,464	-	9	131,193	14,577
1971-72	12	156,778	13,065	-	9	120,172	13,352
1970-71	12	170,634	14,220	-	9	130,260	14,473
1969-70	12	176,763	14,730	-	9	135,745	14,861
1968-69	12	126,896	10,575	-	9	95,300	10,589
1967-68	12	129,722	10,810	-	9	96,274	10,697
1966-67	12	105,492	8,791	-	9	79,173	8,797
1965-66	12	106,022	8,835	-	9	62,368	8,910
1964-65	12	98,821	8,235	-	9	65,712	8,214
1963-64	12	84,827	7,069	-	6	35,684	5,947
1962-63	12	75,261	6,272	-	6	46,183	6,598
1961-62	13	73,640	5,665	-	8	47,357	5,920
1960-61	13	74,187	5,707	-	7	45,549	6,507
1959-60	14	76,199	5,443	-	8	46,064	5,758

<sup>^</sup> First year capacity increased from 14,168 to 14,316; \* First year capacity decreased from 15,311 to 14,168

## Annual Team Records

Year	Won	Lost	Coach
2013-14	10	6	Kevin Stallings
2012-13	9	6	Kevin Stallings
2011-12	13	5	Kevin Stallings
2010-11	14	3	Kevin Stallings
2009-10	14	2	Kevin Stallings
2008-09	14	3	Kevin Stallings
2007-08	19	0	Kevin Stallings
2006-07	14	3	Kevin Stallings
2005-06	10	6	Kevin Stallings
2004-05	17	2	Kevin Stallings
2003-04	15	2	Kevin Stallings
2002-03	10	6	Kevin Stallings
2001-02	13	4	Kevin Stallings
2000-01	12	7	Kevin Stallings
1999-00	14	3	Kevin Stallings
1998-99	13	3	Jan van Breda Kolff
1997-98	13	3	Jan van Breda Kolff
1996-97	13	3	Jan van Breda Kolff
1995-96	14	4	Jan van Breda Kolff
1994-95	8	5	Jan van Breda Kolff
1993-94	14	2	Jan van Breda Kolff
1992-93	14	0	Eddie Fogler
1991-92	13	4	Eddie Fogler
1990-91	13	3	Eddie Fogler
1989-90	14	5	Eddie Fogler
1988-89	13	2	C.M. Newton
1987-88	14	2	C.M. Newton
1986-87	12	5	C.M. Newton
1985-86	9	6	C.M. Newton
1984-85	9	7	C.M. Newton
1983-84	11	7	C.M. Newton
1982-83	14	3	C.M. Newton
1981-82	9	5	C.M. Newton
1980-81	9	6	Richard Schmidt
1979-80	10	5	Richard Schmidt
1978-79	12	2	Wayne Dobbs
1977-78	8	6	Wayne Dobbs
1976-77	9	7	Wayne Dobbs
1975-76	11	4	Roy Skinner
1974-75	11	3	Roy Skinner
1973-74	13	1	Roy Skinner
1972-73	12	2	Roy Skinner
1971-72	12	2	Roy Skinner
1970-71	8	6	Roy Skinner
1969-70	7	7	Roy Skinner
1968-69	10	4	Roy Skinner
1967-68	12	2	Roy Skinner
1966-67	14	0	Roy Skinner
1965-66	12	2	Roy Skinner
1964-65	14	0	Roy Skinner
1963-64	13	1	Roy Skinner
1962-63	10	2	Roy Skinner
1961-62	11	2	Roy Skinner
1960-61	13	0	Bob Polk
1959-60	12	2	Bob Polk
1958-59	11	3	Roy Skinner
1957-58	13	2	Bob Polk
1956-57	13	1	Bob Polk
1955-56	13	0	Bob Polk
1954-55	13	2	Bob Polk
1953-54	9	6	Bob Polk
1952-53	10	2	Bob Polk
<b>Totals</b>	<b>733</b>	<b>203</b>	<b>61 years (.783)</b>

Commodore Coaching Marks at Memorial Gymnasium (by Percentage)		Coach	Years	Record	Pct.
		Bob Polk	8	96-15	86.5
		Eddie Fogler	4	54-12	81.8
		Roy Skinner	16	181-41	81.5
		Jan van Breda Kolff	6	75-20	78.9
		<b>Kevin Stallings</b>	<b>15</b>	<b>189-52</b>	<b>78.4</b>
		C.M. Newton	8	91-37	71.1
		Wayne Dobbs	3	29-15	65.9
		Richard Schmidt	2	19-11	63.3



# ANNUAL TEAM STATISTICS

	G	FG-FGA	PCT	3FG-3FGA	PCT	FT-FTA	PCT	REB	AVG	A	TO	ST	BLK	PTS	PPG
<b>2013-14</b>	<b>31</b>	<b>689-1598</b>	<b>.431</b>	<b>191-599</b>	<b>.319</b>	<b>433-658</b>	<b>.658</b>	<b>1069</b>	<b>34.5</b>	<b>404</b>	<b>414</b>	<b>145</b>	<b>138</b>	<b>2002</b>	<b>64.6</b>
Opponents	31	722-1777	.406	181-595	.304	407-628	.648	1119	36.1	347	331	217	113	2032	65.5
<b>2012-13</b>	<b>33</b>	<b>681-1671</b>	<b>.408</b>	<b>257-734</b>	<b>.350</b>	<b>372-586</b>	<b>.635</b>	<b>1090</b>	<b>33.0</b>	<b>385</b>	<b>398</b>	<b>160</b>	<b>120</b>	<b>1991</b>	<b>60.3</b>
Opponents	33	701-1721	.407	183-588	.311	399-577	.692	1121	34.0	346	378	184	111	1984	60.1
<b>2011-12</b>	<b>36</b>	<b>885-1921</b>	<b>.461</b>	<b>307-792</b>	<b>.388</b>	<b>538-770</b>	<b>.699</b>	<b>1244</b>	<b>34.6</b>	<b>458</b>	<b>476</b>	<b>214</b>	<b>144</b>	<b>2615</b>	<b>72.6</b>
Opponents	36	861-2055	.419	206-667	.309	411-588	.699	1189	33.0	405	452	251	128	2339	65.0
<b>2010-11</b>	<b>34</b>	<b>848-1853</b>	<b>.458</b>	<b>263-708</b>	<b>.371</b>	<b>622-837</b>	<b>.743</b>	<b>1255</b>	<b>36.9</b>	<b>454</b>	<b>441</b>	<b>175</b>	<b>162</b>	<b>2581</b>	<b>75.9</b>
Opponents	34	848-2063	.411	203-649	.313	402-577	.697	1172	34.5	392	406	232	116	2301	67.7
<b>2009-10</b>	<b>33</b>	<b>859-1829</b>	<b>.470</b>	<b>203-552</b>	<b>.368</b>	<b>616-854</b>	<b>.721</b>	<b>1197</b>	<b>36.3</b>	<b>436</b>	<b>448</b>	<b>188</b>	<b>171</b>	<b>2537</b>	<b>76.9</b>
Opponents	33	819-1992	.411	209-621	.337	427-678	.630	1182	35.8	395	445	221	128	2274	68.9
<b>2008-09</b>	<b>31</b>	<b>740-1642</b>	<b>.451</b>	<b>190-561</b>	<b>.339</b>	<b>515-719</b>	<b>.716</b>	<b>1144</b>	<b>36.9</b>	<b>389</b>	<b>466</b>	<b>137</b>	<b>174</b>	<b>2185</b>	<b>70.5</b>
Opponents	31	713-1789	.399	213-597	.357	394-566	.696	997	32.2	359	390	114	222	2033	65.6
<b>2007-08</b>	<b>34</b>	<b>928-1995</b>	<b>.465</b>	<b>303-760</b>	<b>.399</b>	<b>562-765</b>	<b>.735</b>	<b>1197</b>	<b>35.2</b>	<b>606</b>	<b>494</b>	<b>207</b>	<b>118</b>	<b>2721</b>	<b>80.0</b>
Opponents	34	914-2085	.438	245-700	.350	464-668	.695	1223	36.0	449	512	235	118	2537	74.6
<b>2006-07</b>	<b>34</b>	<b>904-1984</b>	<b>.456</b>	<b>317-843</b>	<b>.376</b>	<b>469-643</b>	<b>.729</b>	<b>1146</b>	<b>33.7</b>	<b>578</b>	<b>422</b>	<b>257</b>	<b>93</b>	<b>2594</b>	<b>76.3</b>
Opponents	34	853-1950	.437	242-712	.340	439-622	.706	1221	35.9	454	539	219	110	2387	70.2
<b>2005-06</b>	<b>30</b>	<b>756-1642</b>	<b>.460</b>	<b>242-625</b>	<b>.387</b>	<b>350-502</b>	<b>.697</b>	<b>944</b>	<b>31.5</b>	<b>464</b>	<b>386</b>	<b>182</b>	<b>87</b>	<b>2104</b>	<b>70.1</b>
Opponents	30	718-1621	.443	200-566	.353	375-525	.714	981	32.7	369	413	182	87	2011	67.0
<b>2004-05</b>	<b>34</b>	<b>861-1856</b>	<b>.464</b>	<b>322-837</b>	<b>.385</b>	<b>376-555</b>	<b>.677</b>	<b>1126</b>	<b>33.1</b>	<b>541</b>	<b>489</b>	<b>231</b>	<b>103</b>	<b>2420</b>	<b>71.2</b>
Opponents	34	760-1812	.419	205-598	.343	483-751	.643	1130	33.2	357	489	216	107	2208	64.9
<b>2003-04</b>	<b>33</b>	<b>841-1873</b>	<b>.449</b>	<b>263-716</b>	<b>.367</b>	<b>469-660</b>	<b>.711</b>	<b>1150</b>	<b>34.8</b>	<b>541</b>	<b>419</b>	<b>248</b>	<b>112</b>	<b>2414</b>	<b>73.2</b>
Opponents	33	745-1814	.411	236-682	.346	420-587	.716	1133	34.3	403	500	205	108	2146	65.0
<b>2002-03</b>	<b>29</b>	<b>717-1640</b>	<b>.437</b>	<b>181-551</b>	<b>.328</b>	<b>383-551</b>	<b>.695</b>	<b>962</b>	<b>33.2</b>	<b>413</b>	<b>465</b>	<b>226</b>	<b>114</b>	<b>1998</b>	<b>68.9</b>
Opponents	29	756-1684	.449	176-487	.361	403-574	.702	1040	35.9	382	460	257	115	2091	72.1
<b>2001-02</b>	<b>32</b>	<b>791-1779</b>	<b>.445</b>	<b>282-763</b>	<b>.370</b>	<b>426-582</b>	<b>.732</b>	<b>1021</b>	<b>31.9</b>	<b>490</b>	<b>511</b>	<b>211</b>	<b>60</b>	<b>2290</b>	<b>71.6</b>
Opponents	32	809-1793	.451	204-624	.327	496-710	.699	1112	34.8	427	503	270	120	2318	72.4
<b>2000-01</b>	<b>30</b>	<b>748-1779</b>	<b>.420</b>	<b>214-661</b>	<b>.324</b>	<b>408-578</b>	<b>.706</b>	<b>1068</b>	<b>35.6</b>	<b>438</b>	<b>431</b>	<b>211</b>	<b>76</b>	<b>2118</b>	<b>70.6</b>
Opponents	30	765-1697	.451	214-619	.346	378-577	.655	1056	35.2	420	455	138	226	2122	70.7
<b>1999-00</b>	<b>30</b>	<b>782-1710</b>	<b>.457</b>	<b>222-607</b>	<b>.366</b>	<b>457-624</b>	<b>.732</b>	<b>1014</b>	<b>33.8</b>	<b>457</b>	<b>442</b>	<b>214</b>	<b>63</b>	<b>2243</b>	<b>74.8</b>
Opponents	30	773-1750	.442	198-620	.319	346-540	.641	1045	34.8	394	478	214	115	2090	69.7
<b>1998-99</b>	<b>29</b>	<b>717-1724</b>	<b>.416</b>	<b>242-674</b>	<b>.359</b>	<b>415-595</b>	<b>.699</b>	<b>1052</b>	<b>36.3</b>	<b>401</b>	<b>473</b>	<b>258</b>	<b>61</b>	<b>2091</b>	<b>72.1</b>
Opponents	29	748-1673	.447	209-611	.342	370-548	.675	1019	35.1	429	473	233	109	2075	71.6
<b>1997-98</b>	<b>33</b>	<b>888-1900</b>	<b>.467</b>	<b>199-572</b>	<b>.348</b>	<b>495-701</b>	<b>.706</b>	<b>1106</b>	<b>33.5</b>	<b>469</b>	<b>522</b>	<b>327</b>	<b>80</b>	<b>2470</b>	<b>74.8</b>
Opponents	33	848-1924	.441	218-649	.336	402-593	.678	1136	34.4	423	590	235	118	2316	70.2
<b>1996-97</b>	<b>31</b>	<b>708-1593</b>	<b>.444</b>	<b>177-514</b>	<b>.344</b>	<b>563-797</b>	<b>.706</b>	<b>987</b>	<b>31.8</b>	<b>458</b>	<b>485</b>	<b>301</b>	<b>60</b>	<b>2156</b>	<b>69.5</b>
Opponents	31	762-1763	.432	174-556	.313	332-497	.668	1062	34.3	410	545	226	90	2030	65.5
<b>1995-96</b>	<b>32</b>	<b>862-1909</b>	<b>.452</b>	<b>194-552</b>	<b>.351</b>	<b>503-719</b>	<b>.700</b>	<b>1093</b>	<b>34.2</b>	<b>452</b>	<b>413</b>	<b>228</b>	<b>76</b>	<b>2421</b>	<b>75.7</b>
Opponents	32	871-1869	.466	194-545	.356	435-636	.684	1123	35.1	397	458	207	135	2371	74.1
<b>1994-95</b>	<b>28</b>	<b>695-1719</b>	<b>.404</b>	<b>226-644</b>	<b>.351</b>	<b>428-602</b>	<b>.711</b>	<b>1062</b>	<b>37.9</b>	<b>435</b>	<b>400</b>	<b>240</b>	<b>131</b>	<b>2044</b>	<b>73.0</b>
Opponents	28	723-1685	.429	156-446	.350	370-565	.655	1111	39.7	344	466	180	106	1972	70.4
<b>1993-94</b>	<b>32</b>	<b>866-1873</b>	<b>.462</b>	<b>232-595</b>	<b>.390</b>	<b>557-742</b>	<b>.751</b>	<b>1141</b>	<b>35.7</b>	<b>550</b>	<b>456</b>	<b>239</b>	<b>111</b>	<b>2521</b>	<b>78.8</b>
Opponents	32	885-2005	.441	178-556	.320	405-600	.675	1172	36.6	424	470	215	80	2353	73.5
<b>1992-93</b>	<b>34</b>	<b>986-1971</b>	<b>.500</b>	<b>262-636</b>	<b>.412</b>	<b>588-807</b>	<b>.729</b>	<b>1208</b>	<b>35.5</b>	<b>577</b>	<b>485</b>	<b>277</b>	<b>99</b>	<b>2822</b>	<b>83.0</b>
Opponents	34	916-2080	.440	191-579	.330	352-562	.626	1176	34.6	410	565	283	89	2375	69.9
<b>1991-92</b>	<b>30</b>	<b>763-1613</b>	<b>.473</b>	<b>195-494</b>	<b>.395</b>	<b>522-734</b>	<b>.711</b>	<b>994</b>	<b>33.1</b>	<b>444</b>	<b>506</b>	<b>201</b>	<b>86</b>	<b>2243</b>	<b>74.8</b>
Opponents	30	866-1888	.459	202-559	.361	327-472	.693	1078	35.9	418	440	291	96	2261	75.4
<b>1990-91</b>	<b>30</b>	<b>742-1549</b>	<b>.479</b>	<b>231-565</b>	<b>.409</b>	<b>485-641</b>	<b>.757</b>	<b>942</b>	<b>31.4</b>	<b>445</b>	<b>463</b>	<b>218</b>	<b>62</b>	<b>2200</b>	<b>73.3</b>
Opponents	30	831-1749	.475	160-445	.360	294-452	.650	955	31.8	430	447	106	106	2116	70.5
<b>1989-90</b>	<b>35</b>	<b>889-1899</b>	<b>.468</b>	<b>219-548</b>	<b>.400</b>	<b>742-956</b>	<b>.776</b>	<b>1226</b>	<b>35.0</b>	<b>544</b>	<b>578</b>	<b>208</b>	<b>51</b>	<b>2739</b>	<b>78.3</b>
Opponents	35	1034-2184	.473	214-537	.399	441-623	.708	1175	33.6	536	505	297	100	2723	77.8
<b>1988-89</b>	<b>33</b>	<b>923-1937</b>	<b>.477</b>	<b>203-490</b>	<b>.414</b>	<b>499-721</b>	<b>.692</b>	<b>1169</b>	<b>35.4</b>	<b>562</b>	<b>416</b>	<b>205</b>	<b>59</b>	<b>2548</b>	<b>77.2</b>
Opponents	33	944-2026	.466	177-451	.393	321-457	.702	1138	34.5	515	428	211	101	2386	72.3
<b>1987-88</b>	<b>31</b>	<b>907-1826</b>	<b>.497</b>	<b>200-464</b>	<b>.431</b>	<b>427-588</b>	<b>.726</b>	<b>1110</b>	<b>35.8</b>	<b>487</b>	<b>423</b>	<b>166</b>	<b>100</b>	<b>2441</b>	<b>78.7</b>
Opponents	31	854-1879	.455	119-319	.373	430-613	.702	1063	34.3	456	388	212	68	2257	72.8
<b>1986-87</b>	<b>34</b>	<b>904-1856</b>	<b>.487</b>	<b>187-436</b>	<b>.429</b>	<b>504-724</b>	<b>.696</b>	<b>1186</b>	<b>34.9</b>	<b>481</b>	<b>507</b>	<b>149</b>	<b>112</b>	<b>2499</b>	<b>73.5</b>
Opponents	34	924-2053	.450	159-428	.371	464-648	.716	1155	34.0	449	425	241	92	2471	72.7
<b>1985-86</b>	<b>28</b>	<b>775-1604</b>	<b>.483</b>	—	—	<b>398-561</b>	<b>.709</b>	<b>927</b>	<b>33.1</b>	<b>353</b>	<b>406</b>	<b>152</b>	<b>43</b>	<b>1948</b>	<b>69.6</b>
Opponents	28	807-1602	.504	—	—	416-557	.747	906	32.4	400	398	201	66	2030	72.5
<b>1984-85</b>	<b>28</b>	<b>744-1523</b>	<b>.489</b>	—	—	<b>485-646</b>	<b>.751</b>	<b>848</b>	<b>30.3</b>	<b>364</b>	<b>342</b>	<b>144</b>	<b>31</b>	<b>1973</b>	<b>70.5</b>
Opponents	28	815-1566	.520	—	—	397-578	.687	919	32.8	383	389	163	77	2027	72.4
<b>1983-84</b>	<b>29</b>	<b>770-1629</b>	<b>.473</b>	—	—	<b>411-575</b>	<b>.715</b>	<b>931</b>	<b>32.1</b>	<b>388</b>	<b>354</b>	<b>146</b>	<b>51</b>	<b>1951</b>	<b>67.3</b>
Opponents	29	747-1556	.480	—	—	423-609	.695	961	33.1	371	423	153	86	1917	66.1
<b>1982-83</b>	<b>33</b>	<b>876-1872</b>	<b>.468</b>	—	—	<b>498-694</b>	<b>.718</b>	<b>1036</b>	<b>31.4</b>	<b>388</b>	—	<b>182</b>	<b>80</b>	<b>2250</b>	<b>68.2</b>
Opponents	33	897-1797	.499	—	—	480-659	.728	1071	32.5	374	—	194	101	2274	68.9
<b>1981-82</b>	<b>28</b>	<b>690-1419</b>	<b>.486</b>	—	—	<b>497-684</b>	<b>.727</b>	<b>856</b>	<b>30.6</b>	<b>316</b>	—	<b>125</b>	<b>57</b>	<b>1877</b>	<b>67.0</b>
Opponents	28	696-1466	.475	—	—	410-582	.704	846	30.2	302	—	—	—	1802	64.4
<b>1980-81</b>	<b>29</b>	<b>818-1604</b>	<b>.510</b>	—	—	<b>508-699</b>	<b>.727</b>	<b>938</b>	<b>32.3</b>	<b>415</b>	—	<b>139</b>	<b>36</b>	<b>2144</b>	<b>73.9</b>
Opponents	29	791													



# ANNUAL TEAM STATISTICS

	G	FG-FGA	PCT	3FG-3FGA	PCT	FT-FTA	PCT	REB	AVG	A	TO	ST	BLK	PTS	PPG
<b>1979-80</b>	<b>26</b>	<b>797-1619</b>	<b>.492</b>	—	—	<b>469-635</b>	<b>.739</b>	<b>904</b>	<b>34.8</b>	<b>370</b>		<b>138</b>	<b>32</b>	<b>2063</b>	<b>79.3</b>
Opponents	26	785-1596	.492	—	—	447-674	.663	921	35.4	320	—	—	—	2017	77.6
<b>1978-79</b>	<b>27</b>	<b>787-1618</b>	<b>.496</b>	—	—	<b>388-523</b>	<b>.742</b>	<b>954</b>	<b>35.3</b>	<b>284</b>	—	—	—	<b>1962</b>	<b>72.7</b>
Opponents	27	771-1598	.482	—	—	309-465	.664	885	32.8	186	—	—	—	1849	68.5
<b>1977-78</b>	<b>27</b>	<b>708-1553</b>	<b>.456</b>	—	—	<b>367-508</b>	<b>.722</b>	<b>861</b>	<b>31.9</b>	<b>277</b>	—	—	—	<b>1783</b>	<b>66.0</b>
Opponents	27	787-1634	.482	—	—	267-401	.666	965	35.7	286	—	—	—	1841	68.2
<b>1976-77</b>	<b>26</b>	<b>736-1654</b>	<b>.445</b>	—	—	<b>362-501</b>	<b>.721</b>	<b>942</b>	<b>36.2</b>	<b>259</b>	—	—	—	<b>1834</b>	<b>70.5</b>
Opponents	26	794-1594	.498	—	—	384-523	.736	1036	39.8	285	—	—	—	1972	75.8
<b>1975-76</b>	<b>27</b>	<b>790-1619</b>	<b>.488</b>	—	—	<b>480-628</b>	<b>.764</b>	<b>927</b>	<b>34.3</b>	<b>401</b>	—	—	—	<b>2060</b>	<b>76.3</b>
Opponents	27	882-1845	.478	—	—	297-429	.692	1090	40.4	371	—	—	—	2061	76.3
<b>1974-75</b>	<b>26</b>	<b>826-1645</b>	<b>.502</b>	—	—	<b>530-692</b>	<b>.766</b>	<b>997</b>	<b>38.4</b>	<b>423</b>	—	—	—	<b>2182</b>	<b>83.9</b>
Opponents	26	921-2015	.457	—	—	297-423	.702	1123	43.2	396	—	—	—	2139	82.3
<b>1973-74</b>	<b>28</b>	<b>848-1812</b>	<b>.468</b>	—	—	<b>477-595</b>	<b>.802</b>	<b>1127</b>	<b>40.3</b>	<b>445</b>	—	—	—	<b>2173</b>	<b>77.6</b>
Opponents	28	849-1884	.451	—	—	271-378	.717	1067	38.1	371	—	—	—	1967	70.3
<b>1972-73</b>	<b>26</b>	<b>788-1783</b>	<b>.442</b>	—	—	<b>429-582</b>	<b>.737</b>	<b>1211</b>	<b>46.6</b>	<b>408</b>	—	—	—	<b>2005</b>	<b>77.1</b>
Opponents	26	762-1743	.437	—	—	307-471	.652	1070	41.2	305	—	—	—	1831	70.4
<b>1971-72</b>	<b>26</b>	<b>832-1780</b>	<b>.467</b>	—	—	<b>594-788</b>	<b>.754</b>	<b>1152</b>	<b>44.3</b>	<b>431</b>	—	—	—	<b>2258</b>	<b>86.8</b>
Opponents	26	873-1784	.489	—	—	454-664	.684	1104	42.5	337	—	—	—	2200	84.6
<b>1970-71</b>	<b>26</b>	<b>830-1762</b>	<b>.471</b>	—	—	<b>526-689</b>	<b>.763</b>	<b>1135</b>	<b>43.7</b>	<b>354</b>	—	—	—	<b>2186</b>	<b>84.1</b>
Opponents	26	837-1791	.467	—	—	457-664	.688	877	33.7	314	—	—	—	2131	82.0
<b>1969-70</b>	<b>26</b>	<b>847-1914</b>	<b>.443</b>	—	—	<b>537-729</b>	<b>.737</b>	<b>1351</b>	<b>51.9</b>	<b>408</b>	—	—	—	<b>2231</b>	<b>85.8</b>
Opponents	26	832-1950	.427	—	—	492-705	.698	1334	44.2	351	—	—	—	2156	82.9
<b>1968-69</b>	<b>26</b>	<b>857-1825</b>	<b>.470</b>	—	—	<b>422-571</b>	<b>.739</b>	<b>1064</b>	<b>40.9</b>	<b>278</b>	—	—	—	<b>2136</b>	<b>82.2</b>
Opponents	26	807-1807	.447	—	—	499-677	.737	1139	43.8	244	—	—	—	2113	81.3
<b>1967-68</b>	<b>26</b>	<b>806-1722</b>	<b>.467</b>	—	—	<b>527-684</b>	<b>.770</b>	<b>1183</b>	<b>45.5</b>	—	—	—	—	<b>2139</b>	<b>82.2</b>
Opponents	26	754-1757	.429	—	—	427-612	.692	1097	42.2	—	—	—	—	1935	74.4
<b>1966-67</b>	<b>26</b>	<b>834-1654</b>	<b>.504</b>	—	—	<b>464-637</b>	<b>.728</b>	<b>914</b>	<b>35.2</b>	—	—	—	—	<b>2132</b>	<b>82.0</b>
Opponents	26	776-1656	.469	—	—	365-523	.698	1038	37.1	—	—	—	—	1913	73.2
<b>1965-66</b>	<b>26</b>	<b>858-1845</b>	<b>.460</b>	—	—	<b>502-677</b>	<b>.741</b>	<b>1184</b>	<b>43.5</b>	—	—	—	—	<b>2218</b>	<b>85.3</b>
Opponents	26	794-1754	.452	—	—	452-552	.762	1109	41.0	—	—	—	—	2009	77.2
<b>1964-65</b>	<b>28</b>	<b>916-2013</b>	<b>.455</b>	—	—	<b>527-752</b>	<b>.700</b>	<b>1355</b>	<b>48.3</b>	—	—	—	—	<b>2359</b>	<b>84.2</b>
Opponents	28	775-1912	.405	—	—	437-626	.698	1187	42.3	—	—	—	—	1987	70.9
<b>1963-64</b>	<b>25</b>	<b>844-1965</b>	<b>.428</b>	—	—	<b>466-665</b>	<b>.701</b>	<b>1466</b>	<b>58.6</b>	—	—	—	—	<b>2154</b>	<b>86.2</b>
Opponents	25	694-1765	.393	—	—	458-654	.700	1121	44.8	—	—	—	—	1846	73.8
<b>1962-63</b>	<b>23</b>	<b>634-1672</b>	<b>.379</b>	—	—	<b>389-568</b>	<b>.685</b>	<b>1191</b>	<b>51.7</b>	—	—	—	—	<b>1657</b>	<b>72.0</b>
Opponents	23	592-1498	.398	—	—	420-611	.687	1123	48.8	—	—	—	—	1604	69.7
<b>1961-62</b>	<b>24</b>	<b>690-1783</b>	<b>.387</b>	—	—	<b>430-646</b>	<b>.666</b>	<b>1262</b>	<b>52.6</b>	—	—	—	—	<b>1810</b>	<b>75.4</b>
Opponents	24	619-1614	.385	—	—	506-721	.702	1257	52.4	—	—	—	—	1744	72.7
<b>1960-61</b>	<b>24</b>	<b>621-1610</b>	<b>.386</b>	—	—	<b>470-698</b>	<b>.673</b>	<b>1261</b>	<b>52.5</b>	—	—	—	—	<b>1712</b>	<b>71.3</b>
Opponents	24	554-1479	.375	—	—	414-592	.699	1059	44.1	—	—	—	—	1522	63.4
<b>1959-60</b>	<b>23</b>	<b>617-1623</b>	<b>.386</b>	—	—	<b>397-614</b>	<b>.646</b>	<b>1155</b>	<b>50.2</b>	—	—	—	—	<b>1631</b>	<b>70.9</b>
Opponents	23	580-1446	.408	—	—	397-557	.713	1071	46.6	—	—	—	—	1557	67.7
<b>1958-59</b>	<b>24</b>	<b>623-1634</b>	<b>.381</b>	—	—	<b>466-708</b>	<b>.658</b>	<b>1200</b>	<b>50.0</b>	—	—	—	—	<b>1712</b>	<b>71.3</b>
Opponents	24	609-1633	.373	—	—	378-567	.667	1126	46.7	—	—	—	—	1596	66.5
<b>1957-58</b>	<b>25</b>	<b>712-1780</b>	<b>.400</b>	—	—	<b>426-628</b>	<b>.678</b>	<b>1182</b>	<b>47.3</b>	—	—	—	—	<b>1850</b>	<b>74.0</b>
Opponents	25	631-1602	.394	—	—	424-622	.682	1128	45.1	—	—	—	—	1686	67.4
<b>1956-57</b>	<b>22</b>	<b>635-1617</b>	<b>.393</b>	—	—	<b>453-681</b>	<b>.665</b>	<b>1095</b>	<b>49.8</b>	—	—	—	—	<b>1723</b>	<b>78.3</b>
Opponents	22	535-1459	.367	—	—	361-541	.686	993	45.1	—	—	—	—	1431	65.0
<b>1955-56</b>	<b>23</b>	<b>612-1684</b>	<b>.364</b>	—	—	<b>541-779</b>	<b>.694</b>	<b>1224</b>	<b>53.2</b>	—	—	—	—	<b>1765</b>	<b>76.7</b>
Opponents	23	557-1573	.354	—	—	399-601	.664	1077	46.8	—	—	—	—	1513	65.8
<b>1954-55</b>	<b>22</b>	<b>586-1760</b>	<b>.323</b>	—	—	<b>537-785</b>	<b>.684</b>	<b>1174</b>	<b>53.4</b>	—	—	—	—	<b>1709</b>	<b>77.7</b>
Opponents	22	499-1433	.348	—	—	459-702	.654	1032	46.9	—	—	—	—	1457	66.2
<b>1953-54</b>	<b>22</b>	<b>554-1618</b>	<b>.342</b>	—	—	<b>490-727</b>	<b>.674</b>	<b>955</b>	<b>43.4</b>	—	—	—	—	<b>1598</b>	<b>72.6</b>
Opponents	22	555-1600	.347	—	—	448-715	.627	934	42.5	—	—	—	—	1558	70.8
<b>1952-53</b>	<b>19</b>	<b>526-1590</b>	<b>.331</b>	—	—	<b>444-705</b>	<b>.630</b>	<b>982</b>	<b>51.7</b>	—	—	—	—	<b>1496</b>	<b>78.7</b>
Opponents	19	476-1475	.323	—	—	460-736	.625	837	44.1	—	—	—	—	1412	74.3
<b>1951-52</b>	<b>27</b>	<b>677-2246</b>	<b>.301</b>	—	—	<b>425-663</b>	<b>.641</b>	<b>1248</b>	<b>35.6</b>	<b>239</b>	—	—	—	<b>1781</b>	<b>66.0</b>
Opponents	27	593-1991	.298	—	—	466-769	.606	1033	38.3	206	—	—	—	1652	61.2
<b>1950-51</b>	<b>27</b>	<b>630-2084</b>	<b>.302</b>	—	—	<b>434-664</b>	<b>.654</b>	—	—	—	—	—	—	<b>1694</b>	<b>62.7</b>
Opponents	27	621-2102	.295	—	—	391-637	.612	—	—	—	—	—	—	1633	60.5
<b>1949-50</b>	<b>25</b>	<b>548-2003</b>	<b>.274</b>	—	—	<b>368-574</b>	<b>.641</b>	—	—	—	—	—	—	<b>1464</b>	<b>58.6</b>
Opponents	25	413-1641	.252	—	—	390-584	.668	—	—	—	—	—	—	1216	48.6
<b>1948-49</b>	<b>22</b>	<b>472-1507</b>	<b>.296</b>	—	—	<b>295-479</b>	<b>.616</b>	—	—	—	—	—	—	<b>1239</b>	<b>56.3</b>
Opponents	22	414-—	—	—	—	252-428	.589	—	—	—	—	—	—	1078	49.0
<b>1947-48</b>	<b>22</b>	<b>431-—</b>	—	—	—	<b>258-397</b>	<b>.650</b>	—	—	—	—	—	—	<b>1120</b>	<b>50.9</b>
Opponents	22	478-—	—	—	—	284-472	.602	—	—	—	—	—	—	1240	56.3



# TEAM RECORDS

## Points

Points, Year	Year
1. 2822	1992-1993
2. 2739	1989-1990
3. 2721	2007-2008
4. 2615	2011-2012
5. 2594	2006-2007
6. 2581	2010-2011
7. 2548	1988-1989
8. 2537	2009-2010
9. 2521	1993-1994
10. 2499	1986-1987

## Points Per Game

Points/Game, Year	Year
1. 86.8	1971-1972
2. 86.2	1963-1964
3. 85.8	1969-1970
4. 85.3	1965-1966
5. 84.2	1964-1965
6. 84.1	1970-1971
7. 83.9	1974-1975
8. 83.0	1992-1993
9. 82.2	1968-1969
10. 82.2	1967-1968

## Field Goals

Field Goals Made, Year	Year
1. 986	1992-1993
2. 928	2007-2008
3. 923	1988-1989
4. 916	1964-1965
5. 907	1987-1988
6. 904	2006-2007
7. 904	1986-1987
8. 889	1989-1990
9. 888	1997-1998
10. 885	2011-2012

## Field Goal Attempts

Field Goals Attempted, Year	Year
1. 2246	1951-1952
2. 2084	1950-1951
3. 2013	1964-1965
4. 2003	1949-1950
5. 1995	2007-2008
6. 1984	2006-2007
7. 1971	1992-1993
8. 1965	1963-1964
9. 1937	1988-1989
10. 1921	2011-2012

## Field Goal Percentage

FG%, Year	Year
1. .510	1980-1981
2. .504	1966-1967
3. .502	1974-1975
4. .500	1992-1993
5. .497	1987-1988
6. .496	1978-1979
7. .492	1979-1980
8. .489	1984-1985
9. .488	1975-1976
10. .487	1986-1987

## 3-Point Field Goals

3-Point FG's Made, Year	Year
1. 322	2004-2005
2. 317	2006-2007
3. 307	2011-2012
4. 303	2007-2008
5. 282	2001-2002
6. 263	2003-2004
7. 263	2010-2011
8. 262	1992-1993
9. 257	2012-2013
10. 242	2005-2006
10. 242	1998-1999

## 3 Point Field Goal Attempts

3-Pt FGA, Year	Year
1. 843	2006-2007
2. 837	2004-2005
3. 792	2011-2012
4. 763	2001-2002
5. 760	2007-2008
6. 734	2012-2013
7. 716	2003-2004
8. 708	2010-2011
9. 674	1998-1999
10. 661	2000-2001

## 3 Point Field Goal Percentage

3-Pt FG%, Year	Year
1. .431	1987-1988
2. .429	1986-1987
3. .414	1988-1989
4. .412	1992-1993
5. .409	1990-1991
6. .400	1989-1990
7. .399	2007-2008
8. .395	1991-1992
9. .390	1993-1994
10. .388	2011-2012

## Free Throws Made

Free Throws Made, Year	Year
1. 742	1989-1990
2. 622	2010-2011
3. 616	2009-2010
4. 594	1971-1972
5. 588	1992-1993
6. 563	1996-1997
7. 562	2007-2008
8. 557	1993-1994
9. 541	1955-1956
10. 538	2011-2012

## Free Throw Attempts

Free Throw Attempts, Year	Year
1. 956	1989-1990
2. 854	2009-2010
3. 837	2010-2011
4. 807	1992-1993
5. 797	1996-1997
6. 788	1971-1972
7. 785	1954-1955
8. 779	1955-1956
9. 770	2011-2012
10. 765	2007-2008

## Free Throw Percentage

Free Throw %, Year	Year
1. .802	1973-1974
2. .776	1989-1990
3. .770	1967-1968
4. .766	1974-1975
5. .764	1975-1976
6. .763	1970-1971
7. .757	1990-1991
8. .754	1971-1972
9. .751	1993-1994
10. .751	1984-1985

## Rebounds

Total Rebounds, Year	Year
1. 1466	1963-1964
2. 1355	1964-1965
3. 1262	1961-1962
4. 1261	1960-1961
5. 1255	2010-2011
6. 1248	1951-1952
7. 1244	2011-2012
7. 1226	1989-1990
8. 1224	1955-1956
9. 1211	1972-1973

## Rebound Average

Rebounds/Game, Year	Year
1. 58.6	1963-1964
2. 53.4	1954-1955
3. 53.2	1955-1956
4. 52.6	1961-1962
5. 52.5	1960-1961
6. 51.9	1969-1970
7. 51.7	1962-1963
8. 51.7	1952-1953
9. 50.2	1959-1960
10. 50.0	1958-1959

## Assists

Total Assists, Year	Year
1. 606	2007-2008
2. 578	2006-2007
3. 577	1992-1993
4. 562	1988-1989
5. 550	1993-1994
6. 544	1989-1990
7. 541	2004-2005
8. 541	2003-2004
9. 490	2001-2002
10. 487	1987-1988

## Turnovers

Turnovers, Year	Year
1. 578	1989-1998
2. 522	1997-1998
3. 511	2001-2002
4. 507	1986-1987
5. 506	1991-1992
6. 494	2007-2008
7. 489	2004-2005
8. 485	1996-1997
9. 485	1992-1993
10. 476	2011-2012

## Steals

Steals, Year	Year
1. 327	1997-1998
2. 301	1996-1997
3. 277	1992-1993
4. 258	1998-1999
5. 257	2006-2007
6. 248	2003-2004
7. 240	1994-1995
8. 239	1993-1994
9. 231	2004-2005
10. 228	1995-1996

## Blocks

Blocks, Year	Year
1. 171	2009-2010
2. 162	2010-2011
3. 144	2011-2012
4. 138	2013-2014
5. 137	2008-2009
6. 131	1994-1995
7. 120	2012-2013
8. 118	2007-2008
9. 114	2002-2003
10. 112	2003-2004



# ANNUAL RECORDS

\* - home game  
OT - overtime game

**1900-01 — WON 2, LOST 2**  
**Head Coach: W.D. Weatherford**  
**Captain: Earnest Reese**

Nashville YMCA*	L	19	22
Nashville YMCA*	W	24	9
Nashville YMCA*	W	14	12
Nashville A.C.*	L	11	13

**1901-02 — WON 5, LOST 2**  
**Head Coach: W.D. Weatherford**  
**Captain: H.W. Davis**

Nashville YMCA*	W	27	14
Nashville YMCA*	W	25	4
Nashville A.C.*	W	16	9
Nashville A.C.*	W	17	12
Howard	L	23	33
Howard	W	29	19
Birmingham Southern	L	21	34

**1902-03 — WON 6, LOST 0**  
**Head Coach: Grinnell Jones**  
**Captain: Ben L. Clary**

Cumberland	W	44	14
Nashville A.C.*	W	26	6
Nashville A.C.*	W	24	11
Howard	W	25	11
Cumberland*	W	44	14
Cumberland*	W	24	21

**1903-04 — WON 6, LOST 1**  
**Head Coach: E.J. Hamilton**  
**Captain: John J. Tigert**

U. of Nashville*	W	32	6
Nashville A.C.*	W	34	9
Nashville YMCA*	W	12	5
U. of Nashville*	W	36	4
Nashville A.C.*	W	36	3
Nashville YMCA*	W	32	4
Cumberland	L	5	18

**1904-05**  
No Team

**1905-06**  
No Scores Recorded

**1906-07 — WON 6, LOST 1**  
**Head Coach: J.N. (Stein) Stone**  
**Captain: J.N. (Stein) Stone**

Nashville A.C.*	L	14	23
N.Y. Professionals*	W	30	18
N.Y. Professionals*	W	38	23
Cumberland*	W	21	17
S.W. Presbyterian*	W	27	15
Nashville A.C.*	W	32	21
Nashville A.C.*	W	38	25

**1907-08 — WON 6, LOST 10**  
**Head Coach: W.L. Throop**  
**Captain: W.L. Throop**

Columbia*	L	16	34
Yale*	L	23	27
Montgomery YMCA	L	15	34

Mobile YMCA	L	12	43
Birmingham A.C.	L	12	30
Birmingham YMCA*	W	30	26
Nashville YMCA*	W	28	18
Southern Kentucky	W	28	15
Cumberland*	L	20	22
Nashville YMCA*	W	27	20
S.W. Presbyterian	L	10	20
Central (Ky.)*	W	28	14
Nashville A.C.*	L	8	14
Birmingham A.C.*	W	25	15
Cumberland	L	14	20
Wabash*	L	7	27

**1908-09 — WON 11, LOST 4**  
**Head Coach: E. J. Hamilton**  
**Captain: W. D. Neely**

Nashville YMCA*	W	38	20
Chattanooga	W	32	17
Atlanta A. C.	W	33	26
Columbus YMCA	L	18	19
Cumberland*	W	25	19
Birmingham A. C.	W	33	30
Mobile YMCA	L	26	33
Montgomery YMCA	L	28	32
Birmingham YMCA	W	30	12
Chattanooga*	W	52	23
Sewanee*	W	28	19
S.W. Presbyterian*	W	56	19
Cumberland	W	38	21
Nashville A. C.*	W	43	33
Nashville A. C.*	L	24	25

**1909-10 — WON 10, LOST 3**  
**Head Coach: R. B. McGehee**  
**Captain: R. B. McGehee**

Atlanta A. C.	W	53	30
Columbus YMCA	L	29	34
Montgomery YMCA	W	57	24
Mobile YMCA	W	25	24
Birmingham A. C.	W	50	30
Alumni*	W	41	21
Cumberland*	W	57	13
Sewanee*	W	61	10
Central (Ky.)	L	28	52
Georgetown	W	45	34
Central (Ky.)	L	21	70
Louisville YMCA	W	54	39
Nashville YMCA*	W	53	39

**1910-11 — WON 8, LOST 2**  
**Head Coach: Carl (Zeke) Martin**  
**Captain: Carl (Zeke) Martin**

Cumberland	W	45	20
Nashville YMCA*	W	74	13
Birmingham A. C.	L	26	39
Birmingham YMCA	W	53	25
Atlanta A. C.	W	42	34
Mercer	W	26	25
Wetumpka (Ala.)	W	60	7
Mobile YMCA	L	29	61
Sewanee*	W	54	5
Cumberland*	W	24	20

**1911-12 — WON 9, LOST 9**  
**Head Coach: Carl (Zeke) Martin**  
**Captain: Carl (Zeke) Martin**

Central (Mo.)	W	30	23
Mobile YMCA	L	15	48
Wetumpka (Ala.)	W	62	11

Columbus (Ga.) YMC	L	21	44
Rome (Ga.) A. C.	W	34	11
Atlanta A. C.	L	31	43
Birmingham A. C.	L	23	48
St. Louis A. C.	W	37	32
Cumberland	W	78	10
Union (Tenn.)	W	95	24
Memphis YMCA	L	19	21
Jackson YMCA	W	81	13
Cumberland	W	47	19
Louisville YMCA	L	27	29
Kentucky	L	17	28
Kentucky	L	18	22
Christ Church (Cinc.)	L	27	47
Alumni	W	53	32

**1912-13 — WON 4, LOST 5**  
**Head Coach: Oscar G. Nelson**  
**Captain: Oscar G. Nelson**

Sewanee*	W	41	13
Mobile YMCA	L	31	43
Wetumpka (Ala.)	W	41	9
Bessemer (Ala.)	W	31	23
Kentucky	W	24	17
Kentucky	L	29	42
Birmingham A. C.	L	20	43
Columbus (Ga.) A. C.	L	32	70
Atlanta A. C.	L	34	52

**1913-14 — WON 6, LOST 3**  
**Head Coach: G. T. Denton**  
**Captain: Tom Brown**

MTSU	W	53	5
Chattanooga Tigers	W	31	17
Cumberland*	W	41	36
Georgia	L	32	41
Georgia Tech	W	55	41
Nashville YMCA*	L	31	32
Memphis YMCA	W	36	23
Union	W	54	20
Nashville YMCA*	L	23	41

**1914-15 — WON 6, LOST 6**  
**Head Coach: G.T. Denton**  
**Captain: Robert M. Davidson**

Cumberland	W	40	28
Atlanta A.C.	L	32	36
Chattanooga Tigers	L	21	41
Georgia*	L	35	48
Louisville YMCA	L	18	32
Kentucky	W	39	34
Kentucky	L	24	36
Jackson YMCA	L	27	37
Memphis YMCA	W	33	20
Nashville YMCA*	W	44	38
Nashville YMCA*	W	39	33
SW Presbyterian*	W	85	20

**1915-16 — WON 11, LOST 3**  
**Head Coach: G.T. Denton**  
**Captain: Josh Cody**

Cumberland	W	40	8
Mobile YMCA	W	41	37
Montgomery YMCA	W	53	29
Birmingham A.C.	W	54	32
Columbus YMCA	L	9	41
Cumberland*	W	81	13
Columbia Union	W	36	8
Louisville YMHA	W	35	16
Kentucky	W	39	25
Kentucky	W	23	20

Chattanooga Tigers	W	52	26
Nashville YMCA*	L	19	21
Memphis YMCA	W	32	19
Nashville YMCA*	L	23	25

**1916-17 — WON 3, LOST 8**  
**Head Coach: G.T. Denton**  
**Captain: Frank Blair**

Atlanta A.C.	L	15	32
Birmingham A.C.	L	24	26
Chattanooga Tigers	W	42	9
Nashville YMCA*	W	21	16
Washington & Lee	L	8	26
Louisville YMHA	W	29	13
Georgia*	L	11	31
Nashville YMCA*	L	18	22
Memphis YMCA	L	19	26
Jonesboro YMCA	L	19	25
Nashville YMCA*	L	19	23

**1917-18 — WON 6, LOST 3**  
**Head Coach: Ralph Palmer**  
**Captain: Alf Adams**

Birmingham A.C.	L	32	44
Birmingham A.C.	W	32	29
SW Presbyterian	W	79	16
Nashville YMCA*	L	23	36
Calumet	W	36	26
Transylvania	W	21	12
Louisville YMHA	W	39	17
Nashville YMCA*	L	17	26
Nashville YMCA*	W	35	30

**1918-19 — WON 8, LOST 2**  
**S.I.A.A. CHAMPIONS**  
**Head Coach: Ray Morrison**  
**Captain: L.M. Groves**

Birmingham A.C.	W	21	16
Nashville YMCA [OT]	W	34	27
Calumet	W	40	23
Kentucky	W	36	26
CentreL	23	28	
Jackson YMCA	W	44	18
Park Field Aviation	W	14	13
Memphis YMCA	L	14	23
Nashville YMCA	W	36	25
Memphis YMCA	W	25	22

**1919-20 — WON 14, LOST 4**  
**Head Coach: G.T. Denton**  
**Captain: Tom Zerfoss**

Birmingham A.C.	W	30	24
Mobile YMCA	L	33	35
Montgomery YMCA	W	56	28
Chicago YMCA*	W	26	14
Boys Club	W	36	6
Memphis YMCA	W	42	25
Georgia*	W	40	18
Nashville YMCA*	L	27	29
Georgia Tech	W	39	21
Macon YMCA	W	41	35
Boys Club*	W	21	14
Chattanooga YMCA*	W	45	39
Chattanooga YMCA*	W	41	20
Centre	W	29	18
Memphis YMCA*	L	25	31
Maryville	W	22	10
Georgia Tech*	W	32	3
Nashville YMCA*	L	13	24



# ANNUAL RECORDS

## 1920-21 — WON 8, LOST 13

Head Coach: G.T. Denton

Captain: Garland (Gus) Morrow

Memphis YMCA	L	13	37
Birmingham A.C.	L	17	23
Birmingham A.C.	L	19	27
MTSU*	W	14	9
Michigan*	L	7	21
S.W. Presbyterian*	W	40	27
Marquette*	L	6	29
Chattanooga YMCA*	W	27	20
Memphis YMCA*	L	12	26
Auburn*	L	7	27
Georgia*	L	17	33
Macon YMCA*	L	21	30
Mercer*	L	13	21
Tulane*	W	32	13
Nashville YMCA*	W	17	12
Mercer	W	20	9
Centre L	13	44	
Kentucky	L	18	33
Louisville YMCA	W	16	11
Chicago YMCA*	L	9	13
Nashville YMCA*	W	11	9

## 1921-22 — WON 8, LOST 8

Head Coach: Wallace Wade

Captain: Jule Thomas

S.W. Presbyterian*	W	36	24
Camp Benning	L	15	29
Jonesboro YMCA	W	23	13
Chattanooga	W	20	13
Kentucky	W	22	12
Mercer	W	18	17
Mississippi A&M*	W	22	18
Nashville YMCA*	L	23	28
Nashville YMHA*	L	14	15
Chattanooga	L	24	29
Tennessee	L	5	20
Nashville YMCA*	L	13	14
Tennessee	L	15	16
The Citadel (SC)	W	37	22
Georgia (SC)	L	26	27
Nashville YMHA*	W	28	22

(SC) Southern Conference Tournament

## 1922-23 — WON 16, LOST 8

Head Coach: Wallace Wade

Captain: Oliver (Doc) Kuhn

Wabash	L	21	32
Cincinnati	L	22	41
Wittenburg	L	14	28
Ohio State	L	20	27
U. of Chicago*	W	17	11
Clarksville	W	46	23
Jonesboro YMCA	W	19	7
Memphis YMCA	L	14	15
Nashville YMHA*	W	25	21
Chattanooga	W	28	27
Milligan	W	41	20
Bemis YMCA	W	43	16
Mississippi A&M*	W	34	27
Nashville YMCA	W	23	19
Hendrix	W	26	14
Georgia*	W	25	16
Mercer	L	29	32
Mercer	W	37	35
Nashville YMHA	W	22	15
Nashville YMCA*	L	30	34
Tennessee	W	28	25
LSU (SC)	W	36	10
Virginia Tech (SC)	L	23	26

Nashville YMCA W 36 24  
(SC) Southern Conference Tournament

## 1923-24 — WON 7, LOST 15

Head Coach: Josh Cody

Captain: Alvin (Pep) Bell

Kansas City A. C.	L	4	23
Louisville YMCA	W	31	25
Pittsburg (Kansas)	L	32	33
Crescent A. C.	L	14	42
CCNY	L	19	25
Buffalo All-Stars	L	23	46
Kentucky	L	13	23
Calumet	L	25	28
St. Thomas A. C.	W	17	12
Mississippi A&M	W	24	23
Nashville YMCA	L	19	25
Atlanta A. C.	L	21	36
Mercer	W	23	11
YMHA Peps	W	17	13
Alabama [OT]	L	25	26
Nashville YMCA	L	17	26
Nashville YMHA	L	37	44
Chattanooga	W	34	22
Tennessee	L	23	36
Nashville YMHA	L	22	30
Clemson (SC)	W	42	14
North Carolina (SC)	L	20	37

(SC) Southern Conference Tournament

## 1924-25 — WON 12, LOST 13

Head Coach: Josh Cody

Captain: Gil Reese

MTSU	L	28	31
Memphis YMCA	L	21	23
Drury College	W	33	21
Kansas City A. C.	L	23	28
Butler	L	17	37
Franklin (Ind.)	L	23	49
DePauw	L	21	28
Wabash	L	14	15
Owensboro YMCA	W	37	19
Mississippi	W	19	18
Nashville YMCA	W	21	20
Memphis YMCA	W	33	19
Birmingham A. C.	L	22	34
Georgia	W	41	34
Mercer	L	30	31
Georgia Tech	W	37	26
Butler	L	13	33
Tennessee	W	27	18
Mississippi A&M	L	20	29
Alabama	L	22	39
Tulane	L	25	32
Nashville YMHA	W	40	33
Nashville YMHA	W	25	18
Nashville YMCA	W	24	15
MTSU	W	30	29

## 1925-26 — WON 8, LOST 18

Head Coach: Josh Cody

Captain: John McCall

Evansville	L	22	39
Saint Louis	L	22	35
Memphis	L	20	37
Bemis YMCA	L	28	31
Nashville Burk	L	9	19
MTSU	W	51	19
Mercer	W	22	18
Marquette	L	16	19
Georgia Tech	W	27	24

Mississippi A&M	L	27	36
Mississippi	L	18	32
LSU	L	23	24
Tulane	L	20	21
Nashville YMHA	L	26	33
Alabama	L	19	23
Nashville YMCA*	W	21	12
Mississippi A&M*	W	21	20
Tennessee [OT]	L	32	38
MTSU	W	25	24
Nashville YMHA*	W	27	22
Nashville Burk	W	41	21
Cincinnati Guaranty	L	18	24
Western Kentucky	L	29	34
Kentucky	L	20	30
Nashville YMCA*	L	8	25
Nashville YMCA*	L	12	27

## 1926-27 — WON 20, LOST 4

SOUTHERN CONFERENCE CHAMPIONS

Head Coach: Josh Cody

Captain: Malcolm Moss

Evansville	L	22	37
Marquette	W	22	15
Loyola (Chicago)	L	7	31
Saint Louis	W	40	21
Western Kentucky	W	40	20
MTSU*	W	59	19
Kentucky	W	48	32
Western Kentucky*	L	25	26
Georgia Tech	L	29	36
Mercer	W	36	33
Sewanee*	W	53	18
Mississippi A&M	W	35	34
Nashville YMCA*	W	50	28
MTSU	W	52	20
Sewanee	W	31	18
Mississippi*	W	33	32
Nashville YMHA*	W	43	32
Auburn*	W	39	35
Evansville* [OT]	W	46	44
Tennessee*	W	35	25
Washington & Lee (SC)	W	44	32
Mississippi (SC)	W	32	20
South Carolina (SC)	W	31	25
Georgia (SC)	W	46	44

(SC) Southern Conference Tournament

## 1927-28 — WON 5, LOST 7

Head Coach: Johnny (Red) Floyd

Captain: Frank Bridges

Cumberland	W	41	30
Mercer	L	31	38
Kentucky	L	23	43
MTSU	W	35	29
Mississippi A&M	L	38	44
Sewanee	W	33	26
Auburn	L	28	62
Penn Dixies	L	24	34
Kentucky	L	29	54
Georgia Tech	L	31	41
Carson-Newman	W	66	40
Tennessee	W	28	26

## 1928-29 — WON 4, LOST 13

Head Coach: Johnny (Red) Floyd

Captain: Bertram (Triney) Chalfant

Alumni	L	31	48
Cumberland	W	50	33
Sewanee	W	45	31
Nashville YMHA	L	36	39
Georgia Tech	L	28	40
Nashville Burk	L	41	46
Memphis YMCA	L	30	36
Sewanee	W	29	23
Georgia Tech	L	15	40
Nashville YMCA	L	19	45
Mercer	L	40	60
Nashville YMCA	L	29	36
Nashville YMHA	L	31	36
Mississippi State	L	32	47
Mississippi [OT]	L	46	48
Tennessee	L	22	26
MTSU	W	42	41

## 1929-30 — WON 6, LOST 16

Head Coach: Garland Morrow

Captain: Donald Cram

Louisville	L	22	24
Butler	L	14	39
Loyola (Chicago)	L	16	33
Purdue	L	22	43
Saint Louis	L	16	46
MTSU	L	31	45
Cumberland	W	39	12
Western Kentucky	W	32	18
Clemson [2OT]	L	42	48
Sewanee	L	15	36
Alabama	L	18	36
Auburn	W	29	27
Clemson	L	27	32
Georgia Tech	L	25	46
Georgia Tech	L	37	41
Tennessee	L	21	23
Tennessee Tech	L	37	42
Nashville YMCA	W	44	20
Sewanee	L	35	40
MTSU	W	34	33
Tennessee [OT]	L	33	38
Nashville YMCA	W	49	43

## 1930-31 — WON 16, LOST 8

Head Coach: Garland Morrow

Captain: Shelby Coffey

Albany YMCA	W	39	22
Atwater Kent	W	40	21
Hubbard Hardware	W	41	32
Chattanooga YMCA	W	31	24
MTSU	W	42	20
Murray	W	48	29
Cumberland	W	50	26
Georgia Tech	L	35	44
Florida	W	42	25
Florida	W	43	35
Kentucky	L	37	42
Sewanee	W	35	17
Tennessee	W	41	40
Auburn	W	36	26
Sewanee	W	52	32
Louisville	W	32	23
Georgia Tech	W	45	32
Duke [OT]	L	44	48
Alabama	L	29	36
Auburn	L	25	42



# ANNUAL RECORDS

Chattanooga YMCA	W	48	23
Kentucky	L	23	43
Tennessee	L	34	37
North Carolina [OT]	L	21	23

### 1931-32—WON 8, LOST 11

**Head Coach: Josh Cody**

**Captain: William R. Schwartz**

Ohio State	W	28	27
Wittenburg	L	24	39
Miami (Ohio)	W	28	22
MTSU	W	38	32
Auburn*	L	23	36
Chattanooga	L	26	28
Georgia Tech	L	27	45
Florida	W	36	32
Florida	L	33	43
Sewanee	W	30	22
Tennessee	L	25	27
Auburn	L	23	38
Kentucky	W	37	61
Alabama	W	39	32
Sewanee*	W	32	21
MTSU	L	35	40
Tennessee	L	22	27
Kentucky	W	32	31
Duke	L	32	41

### 1932-33 — WON 14, LOST 8 (11-5 in SEC/3rd)

**Head Coach: Josh Cody**

**Captain: Tom Henderson**

Ohio State	L	26	45
Clemson	W	39	22
South Carolina [2OT]	W	31	29
Tennessee* [OT]	W	37	32
Tulane*	W	35	21
Tulane*	W	39	22
Georgia Tech*	W	38	27
Auburn*	W	25	24
LSU*	W	54	34
LSU*	W	52	26
Sewanee*	W	25	19
Kentucky*	L	29	40
Alabama*	L	22	37
Wichita Henrys*	L	38	40
Auburn	W	21	20
Florida	W	42	41
Florida	L	27	43
Sewanee	W	41	25
Tennessee	L	27	35
Kentucky	L	28	45
Tulane (S)	W	28	25
Mississippi State (S)	L	36	48

(S) SEC Tournament, Atlanta

### 1933-34 — WON 11, LOST 6 (8-5 in SEC/5th)

**Head Coach: Josh Cody**

**Captain: Harold Huggins**

Auburn*	W	31	22
Georgia Tech*	W	24	22
Clemson*	W	27	25
TulaneL	15	19	
TulaneW	23	21	
Cumberland*	W	34	21
Tennessee*	W	31	26
Sewanee	W	60	28
Auburn	W	48	33
Kentucky*	L	26	48
Alabama*	L	32	38

Georgia Tech	W	38	30
Sewanee*	W	40	27
Tennessee	L	34	45
Kentucky	L	27	47
Georgia (S)	W	46	29
Florida (S)	L	23	24

(S) SEC Tournament at Atlanta

### 1934-35 — WON 9, LOST 11 (9-6 in SEC/4th)

**Head Coach: Josh Cody**

**Captain: Jim Scoggins**

Cincinnati	L	20	47
Clemson	L	22	32
Cincinnati	L	20	46
Auburn*	W	37	27
Auburn*	W	41	24
Tulane*	W	50	34
Sewanee	W	47	20
Georgia Tech [OT]	W	33	32
Alabama	W	34	33
Kentucky*	L	22	58
Indiana [OT]	L	30	39
Georgia Tech*	W	53	25
Sewanee*	W	62	32
Tennessee*	L	29	39
Auburn	W	37	25
LSU	L	41	56
LSU	L	31	40
Creighton*	L	28	53
Tennessee [OT]	L	37	39
Kentucky	L	19	53

### 1935-36 — WON 9, LOST 14 (9-4 in SEC/2nd)

**Head Coach: Josh Cody**

**Captain: Willie Geny**

Miami (Ohio)*	L	23	34
Indiana	L	18	56
Xavier	L	37	39
Pittsburgh	L	32	57
Evansville	L	20	33
Loyola (Chicago)	L	22	25
Iowa State*	L	28	38
Creighton	L	34	40
Creighton	L	30	46
Auburn*	W	47	27
Sewanee*	W	45	27
Tulane*	W	44	31
Georgia Tech*	W	43	22
Sewanee	W	40	16
Auburn	W	37	32
Kentucky*	W	33	24
Alabama*	L	30	32
Georgia Tech	W	42	40
Alabama	L	28	33
Tennessee*	W	33	30
Tennessee	L	33	34
Kentucky	L	41	61
Georgia Tech (S)	L	37	42

(S) SEC Tournament, Atlanta

### 1936-37 — WON 6, LOST 10 (3-7 in SEC/11th)

**Head Coach: Jim Buford**

**Captain: Ken Overly**

MTSU W	39	30	
MTSU*	W	39	12
Sewanee	W	46	26
Chattanooga*	W	34	28

Georgia Tech	L	27	39
Alabama	W	23	19
Western Kentucky	L	27	40
Kentucky*	L	26	41
Western Kentucky*	L	15	35
Tennessee*	L	30	50
Alabama*	L	19	29
Georgia Tech*	L	30	40
Tennessee	L	28	34
Chattanooga [OT]	L	29	30
Kentucky	L	19	51
Sewanee*	W	43	38

Not invited to SEC Tournament

### 1937-38 — WON 9, LOST 12 (4-8 in SEC/10th)

**Head Coach: Jim Buford**

**Captain: Ed Hunter**

Mississippi (M)	L	30	68
Austin Peay State*	W	43	42
Western Kentucky*	L	25	39
Tennessee Tech*	W	34	31
Austin Peay State	W	49	31
Georgia Tech	L	25	59
Sewanee*	L	28	32
Tennessee Tech	L	16	21
Alabama	W	39	36
Western Kentucky	L	18	38
Tennessee*	L	30	37
Kentucky*	L	19	42
Alabama*	W	46	26
Georgia Tech*	L	35	40
Florida*	W	59	24
Chattanooga	W	44	30
Tennessee	L	26	38
Kentucky	L	24	48
Sewanee	W	41	35
Alabama (S)	W	50	26
Georgia Tech (S)	L	18	50

(M) Played at Memphis

(S) SEC Tournament, Baton Rouge, La.

### 1938-39 — WON 14, LOST 7 (7-5 in SEC/6th)

**Head Coach: Jim Buford**

**Captain: Ed Hunter**

Austin Peay State*	W	42	35
Cumberland*	W	37	30
Lipscomb*	W	42	31
Cumberland*	W	48	36
Georgia Tech	L	24	30
Lipscomb	L	33	40
Sewanee	W	37	30
Tennessee	L	31	33
Kentucky*	L	37	51
Alabama*	W	36	34
Western Kentucky	L	31	51
Georgia Tech*	W	49	42
Sewanee*	W	70	42
Auburn*	W	49	42
Western Kentucky*	W	53	49
Tennessee*	W	56	38
Chattanooga	W	61	24
Kentucky	L	27	52
Mississippi State (S)	W	73	40
Alabama (S)	W	41	33
Tennessee (S)	L	36	39

(S)—SEC Tournament, Knoxville

### 1939-40 — WON 10, LOST 12 (5-7 in SEC/10th)

**Head Coach: Jim Buford**

**Captain: Ross Hanna**

Austin Peay State*	L	28	40
Murray*	W	46	37
Cumberland*	W	51	39
Lipscomb*	L	44	50
Auburn*	W	51	45
Georgia Tech	L	43	49
Tennessee	L	23	29
Alabama	L	31	43
Auburn	W	50	46
Tennessee*	L	31	34
Kentucky*	W	40	32
Cumberland	W	56	49
Alabama*	L	29	32
Georgia Tech	L	39	57
Sewanee*	W	52	39
Lipscomb	L	41	44
Western Kentucky*	L	25	36
Tennessee Tech*	W	37	35
Sewanee	W	31	28
Kentucky	L	38	43
Mississippi State (S)	W	46	36
Kentucky (S)	L	34	44

(S) SEC Tournament, Knoxville

### 1940-41 — WON 8, LOST 9 (3-9 in SEC/11th)

**Head Coach: Jim Buford**

**Captain: "Pinky" Lipscomb**

J14 Sewanee	W	42	28
J17 Georgia	W	50	44
J18 Georgia Tech	L	48	55
J20 Sewanee*	W	46	24
J24 Alabama	L	24	48
J25 Auburn	L	44	45
J28 Alabama*	L	28	40
F1 Kentucky*	L	50	51
F3 Lipscomb*	W	57	42
F7 Mississippi*	W	80	47
F13 Auburn*	W	47	39
F15 Georgia Tech*	W	54	41
F17 Tennessee*	L	36	37
F22 Tennessee	L	25	46
F24 Kentucky	L	31	58
F27 LSU (S)	W	63	49
F28 Florida (S)	L	41	47

(S) SEC Tournament, Louisville, Ky.

### 1941-42—WON 7, LOST 9 (3-8 in SEC/10th)

**Head Coach: Norm Cooper**

**Captain: Harrison Rue**

Sewanee*	W	50	34
Auburn	L	33	35
Georgia Tech	W	39	32
Sewanee	W	50	20
Alabama	L	19	33
Auburn*	L	45	50
Alabama* [OT]	L	33	37
Georgia*	W	58	38
Mississippi State	W	41	38
Mississippi	L	31	38
Lipscomb*	W	59	29
Camp Forest*	W	39	34
Georgia Tech*	L	27	35
Tennessee*	L	33	34
Tennessee	L	26	39
Auburn (S)	L	34	36

(S) SEC Tournament, Louisville, Ky.



# ANNUAL RECORDS

## 1942-43 — WON 10, LOST 8 (9-7 in SEC/6th)

**Head Coach: Norm Cooper**  
**Captain: Julian Olsen**

Auburn*	W	54	39
Georgia	W	39	35
Georgia Tech	L	29	43
Alabama	L	26	29
Alabama*	W	31	27
Auburn	W	48	43
Kentucky	L	38	39
Mississippi State	L	40	45
Mississippi	L	44	49
Kentucky*	L	43	54
Mississippi*	W	55	30
Mississippi State*	W	45	35
Georgia Tech*	W	52	28
Tennessee*	W	30	27
Lipscomb	W	41	28
Tennessee	L	22	44
Georgia*	W	66	31
Tennessee (S)	L	31	41

(S) SEC Tournament, Louisville

## 1943-44 — WON 12, LOST 3 (No formal SEC schedule)

**Head Coach: Smokey Harper**

Thayer Hospital*	W	42	22
Vandy ASTP*	W	48	38
Lipscomb*	W	50	45
Convair	L	60	68
20th Ferrying Cm.	W	40	26
Convair	W	41	39
20th Armored*	W	49	32
Tennessee Tech*	W	59	42
20th Armored	W	49	32
Tennessee Tech	W	56	32
Lipscomb	W	40	35
508th Air Base	W	42	38
Navy A.A.C.*	L	17	47
Navy A.A.C.	W	37	31
Georgia Tech (S)	L	51	63

(S) SEC Tournament, Louisville, Ky.

## 1944-45 — WON 6, LOST 6 (No formal SEC schedule)

**Head Coach: Gus Morrow**  
**Captain: Dave Scobey**

Tennessee Tech	L	44	50
Lipscomb	W	65	35
Tennessee Tech	L	40	54
Smyrna Bombers	L	38	75
Sewanee*	W	51	46
Thayer Hospital	L	38	44
Southwestern	W	59	40
Smyrna Bombers*	L	53	74
Lipscomb	W	60	34
Sewanee	L	38	51
Thayer Hospital*	W	50	38
Southwestern*	W	66	48

## 1945-46 — WON 3, LOST 10 (2-5 in SEC/9th)

**Head Coach: Gus Morrow**  
**Captain: Jay Ball**

J5	Louisville	L	27	60
J14	Georgia*	W	44	41
J18	Southwestern	W	38	20
J19	Mississippi	W	39	31
J21	Western Kentucky*	L	32	45
J23	Western Kentucky	L	29	42
J26	Georgia	L	39	51
F4	Kentucky*	L	37	59
F9	Kentucky (P)	L	31	64
F16	Murray	L	34	53
F18	Tennessee*	L	33	55
F23	Tennessee	L	32	42
	Tennessee (S)	L	32	46

(P) Played at Paducah, Ky.

(S) SEC Tournament, Louisville, Ky.

## 1946-47 — WON 7, LOST 8 (4-7 in SEC/8th)

**Head Coach: Norm Cooper**  
**Captain: Tommy Owen**

D14	Sewanee*	W	51	30
D20	Sewanee	W	60	37
J11	Alabama*	L	36	49
J13	Kentucky*	L	30	80
J18	Southwestern*	W	64	39
J24	Auburn	W	38	37
J25	Alabama	L	33	38
J29	LSU (M)	L	52	62
F1	Auburn*	W	59	58
F3	Mississippi State*	W	64	44
F8	Mississippi*	W	55	40
F17	Tennessee*	L	47	54
F21	Kentucky	L	41	84
F22	Tennessee	L	21	56
F27	Kentucky (S)	L	29	98

(M) Played at Memphis

(S) SEC Tournament, Louisville, Ky.

## 1947-48 — WON 8, LOST 14 (4-11 in SEC/12th)

**Head Coach: Bob Polk**  
**Captain: Mike Craig**

D2	Lipscomb*	W	57	43
D5	Mississippi State	L	46	51
D6	Mississippi	L	42	53
D18	Mississippi*	W	71	49
D20	Xavier	L	42	79
J2	Tulane (at Memphis)	L	56	64
J3	Southwestern	W	64	40
J10	Mississippi State*	W	51	48
J16	Tulane	L	44	63
J17	LSU	L	54	56
J20	Xavier*	L	42	62
J23	Auburn	L	41	46
J24	Alabama	L	31	60
F2	Auburn*	W	55	47
F6	Lipscomb	W	57	37
F9	Kentucky*	L	51	82
F14	Alabama*	W	58	32
F16	Tennessee*	L	48	63
F20	Kentucky	L	43	79
F21	Tennessee	L	53	72
F28	Southwestern*	W	61	47
M5	Tulane (S)	L	53	67

(S) SEC Tournament, Louisville, Ky.

## 1948-49 — WON 14, LOST 8 (9-5 in SEC/4th)

**Head Coach: Bob Polk**  
**Captain: Mike Craig**

D4	Lipscomb	W	65	41
D6	Chattanooga	W	66	51
D10	Cumberland	W	77	32
D20	Lipscomb*	W	57	37
D29	Drake (C)	L	46	47
D30	Dartmouth (C)	L	52	64
J3	Washington (Mo.)	W	47	43
J10	Tennessee*	L	51	53
J15	Mississippi	W	62	49
J17	Mississippi State	W	35	29
J22	Auburn	L	46	48
J24	Alabama	W	36	31
J29	Tennessee	L	64	67
J31	Kentucky*	L	50	72
F5	Auburn*	W	52	42
F7	Mississippi*	W	64	52
F12	Alabama*	W	68	42
F14	Mississippi State*	W	90	45
F19	LSU*	W	61	51
F21	Tulane*	W	56	54
F26	Kentucky	L	37	70
M4	LSU (S)	L	56	60

(C) Corn Bowl Tournament, Des Moines, Iowa

(S) SEC Tournament, Louisville, Ky.

## 1949-50 — WON 17, LOST 8 (11-3 in SEC/2nd)

**Head Coach: Bob Polk**  
**Captain: Billy Joe Adcock**

N28	Lipscomb	W	62	39
D1	New York Univ. [OT]	W	65	59
D3	Temple	L	35	55
D6	Chattanooga*	W	75	40
D10	Lipscomb*	W	66	42
D12	Temple (O)	W	49	45
D27	Oklahoma A&M (A)	L	61	62
D28	Baylor (A)	L	53	61
D29	Alabama (A)	W	53	44
J2	Washington (Mo.)*	L	53	55
J7	Tennessee	W	67	52
J14	Mississippi State	W	62	50
J16	Mississippi	W	44	37
J21	Auburn	W	58	47
J23	Alabama	L	44	47
J28	Tennessee*	W	50	44
J30	Kentucky*	L	54	58
F4	Florida*	W	54	34
F6	Auburn*	W	63	51
F11	Alabama*	W	47	38
F13	Mississippi State*	W	85	50
F16	Mississippi*	W	80	47
F20	MTSU*	W	74	39
F25	Kentucky	L	66	70
M3	Tennessee (S)	L	44	50

(O) Played at Owensboro, Ky.

(A) All-College Tournament, Oklahoma City, Okla.

(S) SEC Tournament, Louisville, Ky.

## 1950-51 — WON 19, LOST 8 (10-4 in SEC/T2nd)

**Head Coach: Bob Polk**  
**Captain: George Kelley**

D4	MTSU*	W	58	45
D9	Lipscomb* [OT]	W	71	69
D18	Florida*	W	81	64
D21	Holy Cross	L	62	64

D23	New York Univ.	L	56	87
D27	Texas (A)	L	49	55
D28	Baylor (A)	W	54	53
D29	Tulsa (A)	W	56	49
J2	Lipscomb	L	57	59
J6	Auburn*	W	61	51
J8	Alabama*	W	49	35
J13	Mississippi	W	70	63
J15	Mississippi State	W	63	60
J20	LSU	W	69	61
J23	Tennessee*	W	58	57
J27	Kentucky*	L	49	74
F5	Tennessee	L	59	61
F10	Georgia Tech*	W	65	47
F13	Sewanee*	W	63	44
F15	Tulane	L	55	90
F17	Georgia Tech	W	69	67
F19	Kentucky	L	57	89
F26	Georgia*	W	69	57
	Tennessee (S)	W	88	52
	Georgia (S)	W	70	60
	LSU (S)	W	75	63
	Kentucky (S)	W	61	57

(A) All-College Tournament, Oklahoma City, Okla.

(S) SEC Tournament, Louisville, Ky.

## 1951-52 — WON 18, LOST 9 (9-5 in SEC/T2nd)

**Head Coach: Bob Polk**

D1	Bradley	W	55	51
D4	MTSU*	W	80	49
D6	Lipscomb*	W	78	63
D9	Sewanee	W	86	63
D17	Texas Tech*	W	55	49
D20	Rice*	W	65	56
D22	St. John's	L	54	69
D27	Baylor (W)	W	60	53
D28	TCU (W)	L	49	51
D29	Texas (W)	L	49	65
J5	Tennessee*	W	80	60
J7	LSU*	W	58	47
J14	Auburn	W	73	61
J16	Alabama	L	44	63
J19	Florida	L	70	86
J22	Tennessee	L	50	68
J28	Kentucky*	L	51	88
J31	Lipscomb	W	80	69
F2	Georgia Tech*	W	92	67
F4	Mississippi*	W	59	51
F9	Mississippi State	W	86	61
F11	Tulane*	W	84	63
F16	Georgia	W	73	51
F18	Georgia Tech	W	83	58
F21	Kentucky	L	45	75
F28	Georgia (S)	W	61	49
F29	Florida (S) [OT]	L	63	66

(W) SWC Tournament, Dallas, Texas

(S) SEC Tournament, Louisville, Ky.

## 1952-53 — WON 10, LOST 9 (5-8 in SEC/T7th)

**Head Coach: Bob Polk**  
**Captain: Bob White**

D1	Duke	L	88	94
D6	Virginia*	W	90	83
D8	Lipscomb*	W	92	66
D20	Texas*	W	84	66
D22	Baylor*	W	73	66
D30	Tennessee*	W	77	69
J1	Yale*	W	95	67
J3	Tulane	L	53	76
J5	LSU	L	61	74





# ANNUAL RECORDS

J10	Georgia Tech*	W	72	60
J12	Florida*	W	85	73
J17	Georgia*	W	97	66
J24	Tennessee	L	79	83
J26	Georgia Tech	L	79	85
F7	Auburn*	L	66	71
F14	Mississippi State	L	75	82
F16	Mississippi	L	65	79
F23	Alabama*	L	80	88
F28	Tennessee*	W	85	64

## 1953-54 — WON 12, LOST 10 (5-9 in SEC/T8th)

**Head Coach: Bob Polk**  
**Captain: Dan Finch**

D1	Sewanee*	W	76	59
D5	Texas Tech*	W	75	71
D7	Duke*	W	71	66
D12	SMU*	W	72	65
D19	Baylor*	W	65	60
D21	Rice*	L	60	79
D30	Auburn*	W	96	48
J2	MTSU*	W	86	65
J9	Tennessee	L	53	62
J11	Georgia Tech	W	65	55
J16	Mississippi State*	W	79	69
J18	Mississippi*	L	74	78
J23	Georgia Tech*	W	84	65
J30	Kentucky*	L	63	85
F6	Auburn	L	73	76
F8	Alabama	L	75	87
F13	Tulane*	L	63	71
F15	LSU*	L	69	82
F22	Kentucky	L	64	100
F27	Florida	W	76	68
M1	Georgia	W	83	67
M6	Tennessee*	L	76	80

## 1954-55 — WON 16, LOST 6 (9-5 in SEC/T3rd)

**Head Coach: Bob Polk**

D4	Sewanee*	W	88	48
D6	Washington & Lee*	W	104	88
D11	TCU*	W	71	50
D20	Texas+	W	94	67
D29	Stanford*	L	64	72
J1	Mississippi*	W	94	69
J3	William & Mary*	W	86	61
J8	Tennessee	W	73	69
J10	Georgia Tech	W	71	69
J15	Mississippi State	W	72	52
J17	Mississippi	L	63	77
J22	Georgia Tech*	W	83	63
J24	Lipscomb*	W	88	61
J29	Kentucky*	L	71	75
F5	Auburn*	W	79	74
F7	Alabama*	W	78	57
F12	Tulane	L	58	62
F14	LSU	L	59	66
F19	Tennessee*	W	76	71
F21	Kentucky	L	59	71

+ Birmingham, Ala.

## 1955-56 — WON 19, LOST 4 (11-3 in SEC/3rd)

**Head Coach: Bob Polk**  
**Game Captains**

D1	Sewanee*	W	84	45
D3	Texas A&M*	W	79	69

D5	Ohio State	W	76	67
D10	Oklahoma*	W	78	69
D19	Georgia*	W	85	61
D21	Nebraska	W	66	48
D23	Iowa State	L	76	87
D29	New Mexico A&M*	W	64	40
J3	William & Mary* [20T]	W	89	80
J7	Tennessee	W	84	57
J9	Georgia Tech	W	72	59
J14	Mississippi*	W	88	73
J16	Georgia Tech*	W	67	64
J21	Kentucky*	W	81	73
J28	Mississippi State*	W	69	49
F4	Georgia	W	69	56
F6	Alabama	L	61	88
F11	LSU*	W	107	68
F13	Tulane*	W	74	67
F18	Tennessee*	W	96	68
F20	Kentucky	L	55	76
F25	Florida	W	80	75
F27	Auburn	L	65	74

## 1956-57 — WON 17, LOST 5 (10-4 in SEC/2nd)

**Head Coach: Bob Polk**  
**Game Captain**

D1	Minnesota	L	60	63
D4	Sewanee*	W	87	45
D8	Mississippi*	W	90	61
D17	Texas*	W	94	67
D19	New Mexico*	W	81	59
D22	Nebraska*	W	78	54
D29	Arizona*	W	107	76
J2	William & Mary*	W	80	65
J5	Tennessee	W	71	68
J7	Georgia Tech	W	81	73
J12	Mississippi	L	66	68
J14	Mississippi State	L	62	63
J19	Georgia Tech*	W	93	74
J26	Kentucky*	L	83	91
F2	Auburn*	W	83	78
F4	Alabama*	W	61	50
F9	LSU	W	78	66
F11	Tulane	W	71	53
F16	Tennessee*	W	69	62
F18	Kentucky	L	78	80
F23	Florida*	W	75	59
F25	Georgia*	W	75	51

## 1957-58 — WON 14, LOST 11 (7-7 in SEC/7th)

**Head Coach: Bob Polk**  
**Captain: Jim Henry**

D2	Sewanee*	W	91	53
D7	Minnesota*	L	85	89
D9	VMI*	W	105	74
D14	SMU	L	58	72
D16	Southwestern*	W	98	48
D18	The Citadel*	W	90	61
D21	Georgia*	W	74	64
D23	N. Mexico A&M*	W	73	59
D28	Maryland (S)	L	56	71
D29	Loyola (La.) (S)	L	80	84
J2	Brigham Young*	W	89	56
J4	Tennessee	L	55	67
J6	Kentucky*	L	81	86
J11	Mississippi*	W	68	59
J13	Mississippi State*	W	74	62
J18	Georgia Tech	L	60	81
F1	Auburn	L	69	77
F3	Alabama	L	60	65
F8	LSU*	W	78	60

F10	Tulane*	W	80	65
F15	Tennessee*	W	83	70
F17	Kentucky	L	61	65
F22	Florida	L	53	73
F24	Georgia	W	69	66
M1	Georgia Tech*	W	60	59

(S) Sugar Bowl Tournament

## 1958-59 — WON 14, LOST 10 (8-6 in SEC/T5th)

**Acting Head Coach: Roy Skinner**  
**Captain: Jim Henry**

D2	Sewanee*	W	71	42
D6	Minnesota	L	76	77
D8	Missouri [OT]	L	72	78
D13	SMU	L	72	80
D15	Hardin-Simmons*	W	80	52
D17	Wyoming*	W	70	65
D20	Dartmouth*	W	87	71
D29	Virginia*	W	75	64
D30	Navy*	L	61	67
J3	Tennessee	L	60	65
J6	Kentucky*	W	75	66
J10	Mississippi [OT]	W	79	74
J12	Mississippi State	L	65	83
J17	Georgia Tech	L	61	80
J31	Auburn*	L	61	64
F2	Alabama*	W	81	59
F7	LSU	W	72	57
F9	Tulane [OT]	W	64	62
F14	Tennessee*	W	76	60
F18	Kentucky	L	71	83
F21	Florida	W	77	66
F23	Georgia*	W	78	50
F28	Georgia Tech*	L	67	71
M5	Baylor*	W	61	60

## 1959-60 — WON 14, LOST 9 (7-7 in SEC/T6th)

**Head Coach: Bob Polk**  
**Captain: Ben Rowan**

D1	Sewanee*	W	87	68
D5	Minnesota*	L	59	72
D7	Arkansas State*	W	98	66
D10	Rice	W	82	72
D12	SMU	L	67	86
D15	Georgia*	W	79	67
D19	South Carolina*	W	85	73
D28	Yale*	W	76	65
D29	Princeton*	W	72	54
J2	Tennessee	L	60	72
J5	Kentucky*	L	59	76
J9	Mississippi*	L	66	58
J11	Mississippi State*	W	79	72
J16	Georgia Tech [OT]	L	66	74
J30	Auburn	L	54	55
F1	Alabama	L	54	61
F6	LSU*	W	80	68
F8	Tulane* [OT]	W	68	64
F13	Tennessee*	W	63	53
F16	Kentucky	L	60	68
F20	Florida [OT]	L	75	81
F22	Georgia	W	80	75
F27	Georgia Tech*	W	62	57

## 1960-61 — WON 19, LOST 5 (10-4 in SEC/T2nd)

**Head Coach: Bob Polk**  
**Captain: Bill Depp**

D2	Michigan*	W	58	43
----	-----------	---	----	----

D5	Florida State*	W	75	55
D10	SMU*	W	76	64
D12	Alabama	W	77	61
D17	Rice*	W	70	44
D19	Texas Tech	W	80	78
D21	New Mexico	W	66	59
D30	UT-Chattanooga*	W	92	78
J3	Sewanee*	W	80	57
J7	Tennessee	W	68	66
J9	Kentucky*	W	64	62
J14	Mississippi State	L	65	74
J16	Mississippi	L	72	74
J21	Georgia Tech	W	69	56
F4	Auburn*	W	58	53
F6	Alabama*	W	73	70
F11	Tulane	W	63	60
F13	LSU	L	61	65
F18	Tennessee*	W	76	60
F21	Kentucky	L	59	60
F25	Florida*	W	77	60
F27	Georgia*	W	87	76
M4	Georgia Tech*	W	79	59
M9	Kentucky (N)	L	67	88

(N) NCAA Tournament, Knoxville

## 1961-62 — WON 12, LOST 12 (6-8 in SEC/T6th)

**Head Coach: Roy Skinner**  
**Captain: Bobby Bland**

D4	Sewanee*	W	76	43
D9	Texas Tech*	L	64	71
D11	Alabama* [OT]	W	65	63
D16	Army*	W	67	52
D19	Rice	L	64	71
D21	SMU	L	73	91
D23	Missouri*	W	77	65
D28	Virginia Tech (G)	L	78	79
D29	Navy (G)	W	77	74
J2	Yale*	W	79	69
J6	Tennessee	L	83	85
J8	Kentucky*	L	68	77
J13	Mississippi State*	W	100	86
J15	Mississippi*	W	80	58
J20	Georgia Tech	L	66	71
F3	Auburn	L	68	89
F5	Alabama	L	76	82
F10	Tulane*	W	77	65
F12	LSU*	W	70	67
F17	Tennessee*	W	97	76
F19	Kentucky	L	80	87
F24	Florida	L	68	78
F26	Georgia	L	69	71
M3	Georgia Tech*	W	88	74

(G) Gator Bowl Tournament

## 1962-63 — WON 16, LOST 7 (9-5 in SEC/4th)

**Head Coach: Roy Skinner**  
**Captain: John Russell**

D4	Rice*	W	80	68
D8	SMU*	W	69	62
D11	Duke	L	70	90
D15	Pennsylvania	L	70	74
D18	Louisville*	W	95	72
D22	Virginia Tech*	W	80	72
D28	Clemson (P)	W	60	58
D29	Furman (P)	W	69	68
J2	Western Kentucky*	W	71	69
J5	Tennessee	W	68	50
J7	Kentucky*	L	82	106
J12	Mississippi State	L	55	58
J14	Mississippi*	W	79	72



# ANNUAL RECORDS

F2	Auburn*	L	59	62
F4	Alabama*	W	74	73
F8	LSU	L	56	63
F9	Tulane	W	80	69
F13	Georgia Tech	L	62	67
F16	Tennessee*	W	74	72
F18	Kentucky	W	69	67
F23	Florida*	W	78	74
F25	Georgia*	W	82	64
M2	Georgia Tech*	W	75	74

(P) Poinsettia Tournament

## 1963-64—WON 19, LOST 6 (8-6 in SEC/T4th)

Head Coach: Roy Skinner  
Game Captains

D2	Rice	W	82	68
D3	SMU	W	79	60
D7	Western Kentucky	W	82	60
D11	Duke* [OT]	W	97	92
D14	Arkansas*	W	101	77
D18	TCU*	W	113	56
D21	Louisville	W	91	82
D27	Memphis* (V)	W	85	79
D28	South Carolina* (V)	W	106	78
D31	VMI*	W	87	71
J4	Tennessee	L	55	57
J6	Kentucky*	W	85	83
J11	Mississippi State*	W	90	56
J13	Mississippi*	W	88	81
J28	Arkansas State*	W	108	73
F1	Auburn	L	63	81
F3	Alabama	W	111	73
F7	Tulane*	W	96	64
F8	LSU*	W	66	64
F12	Georgia Tech	L	71	75
F15	Tennessee*	L	62	64
F17	Kentucky	L	73	104
F22	Florida	W	91	78
F24	Georgia	L	69	81
F29	Georgia Tech*	W	103	89

(V) Vanderbilt Invitational

## 1964-65 — WON 24, LOST 4 SEC CHAMPIONS (15-1 in SEC/1st)

Head Coach: Roy Skinner  
Captain: John Ed Miller

D3	Rice*	W	78	49
D5	SMU*	W	99	67
D8	Western Kentucky*	W	94	79
D12	Virginia Tech	L	64	69
D14	North Carolina	L	78	84
D18	Baylor* (V)	W	97	78
D19	Oklahoma State* (V)	W	60	58
D22	Miami (Ohio)*	W	74	68
D29	Texas Tech*	W	83	73
D30	Louisville*	W	80	47
J2	Tennessee*	W	77	72
J5	Kentucky	W	97	79
J9	Mississippi State	W	94	70
J11	Georgia	W	75	62
J25	Mississippi	W	84	70
J30	Auburn*	W	105	77
F6	Tulane	W	85	67
F8	LSU	W	96	85
F13	Tennessee	L	66	79
F16	Kentucky*	W	91	90
F20	Florida*	W	80	78
F22	Georgia*	W	89	72
F27	Alabama*	W	75	54
M1	Auburn	W	79	64
M6	Tulane*	W	85	62

M8	LSU*	W	106	69
M12	DePaul (N)	W	83	78
M13	Michigan (N)	L	85	87

(V) Vanderbilt Invitational  
(N) NCAA Mid-east Regionals,  
Lexington, Ky.

## 1965-66 — WON 22, LOST 4 (13-3 in SEC East/2nd)

Head Coach: Roy Skinner  
Captain: Clyde Lee

D1	Wittenberg*	W	87	59
D7	Tennessee	W	53	50
D11	North Carolina*	W	81	72
D13	Wake Forest*	W	102	82
D17	Army (L)	W	71	62
D18	West. Kentucky (L)	W	72	69
D21	California*	W	91	64
D23	Northwestern	W	59	58
D28	Syracuse* (V)	W	113	98
D29	USC* (V)	L	72	74
D30	Purdue* (V)	W	94	72
J4	Tulane*	W	91	69
J8	Georgia	W	77	63
J10	Mississippi*	W	106	58
J12	Tennessee*	W	53	52
J15	Kentucky	L	83	96
J29	LSU*	W	98	66
J31	Auburn*	W	68	63
F2	Kentucky*	L	90	105
F12	Alabama [OT]	W	71	63
F14	Auburn	W	91	76
F19	Florida	W	89	86
F21	Georgia*	W	117	97
F26	LSU	W	102	84
F28	Tulane	W	97	72
M5	Mississippi State*	L	90	92

(L) L.A. Classic  
(V) Vanderbilt Invitational

## 1966-67—WON 21, LOST 5 (14-4 in SEC/T2nd)

Head Coach: Roy Skinner  
Captain: Jerry Southwood

D1	Western Kentucky	W	76	70
D3	SMU*	W	89	76
D5	Southwestern La.*	W	101	68
D10	Wake Forest	W	88	82
D13	Duke	L	89	97
D16	Portland* (V)	W	98	63
D17	LaSalle* (V)	W	100	95
D19	Florida*	W	77	69
D21	Northwestern*	W	116	92
D31	Auburn	L	51	64
J2	Alabama [OT]	W	84	81
J5	Kentucky [OT]	W	91	89
J9	Tennessee*	W	65	59
J14	Mississippi [2OT]	W	78	70
J16	Auburn*	W	71	65
J28	Mississippi State*	W	79	64
J30	LSU	W	79	77
F4	Florida	L	75	83
F6	Georgia [2OT]	W	51	41
F11	Mississippi*	W	72	67
F18	Tennessee	L	53	70
F20	Alabama*	W	117	80
F25	Georgia*	W	71	61
F27	Mississippi State	L	71	74
M4	Kentucky*	W	110	94
M6	LSU*	W	75	66

(V) Vanderbilt Invitational

## 1967-68—WON 20, LOST 6 (12-6 in SEC/3rd)

Head Coach: Roy Skinner  
Co-Captains:

Bob Warren, Bo Wyenandt

D2	SMU* [OT]	W	88	84
D4	Auburn*	W	78	65
D9	North Carolina*	W	89	76
D12	Davidson* [OT]	W	81	79
D16	Duke*	W	76	75
D18	Florida	L	72	74
D22	Seton Hall* (V)	W	85	67
D23	Oregon* (V)	W	70	59
D29	Michigan State (S)	W	73	63
D30	Davidson (S)	W	80	67
J2	Alabama*	W	67	61
J6	Kentucky*	L	78	94
J8	Tennessee	L	62	64
J13	Mississippi*	W	96	70
J15	Auburn	W	74	65
J27	Mississippi State	W	90	69
J29	LSU	W	99	91
F3	Florida*	L	85	91
F5	Georgia*	W	82	77
F10	Mississippi	W	90	72
F17	Tennessee*	W	75	63
F19	Alabama	W	89	74
F24	Georgia	L	77	91
F26	Mississippi State*	W	84	73
M2	Kentucky	L	80	85
M4	LSU	W	115	86

(S) Sugar Bowl  
(V) Vanderbilt Invitational

## 1968-69 — WON 15, LOST 11 (9-9 in SEC East/T5th)

Head Coach: Roy Skinner  
Captain: Tom Hagan

D2	SMU*	W	97	94
D7	Davidson	L	84	101
D9	North Carolina	L	78	100
D14	Mississippi State*	W	108	87
D16	Bowling Green*	W	92	67
D20	Rice* (V)	W	85	77
D21	Kansas State* (V)	W	92	80
D23	USC*	W	85	75
D30	North Carolina State	W	65	59
J4	Georgia	L	80	102
J6	Florida	W	62	55
J9	LSU*	W	94	92
J11	Alabama*	W	76	73
J13	Mississippi*	W	62	55
J25	Auburn*	L	79	92
F1	Kentucky	L	89	103
F3	Tennessee	L	61	65
F8	Georgia*	L	83	90
F10	Florida*	L	73	75
F12	Mississippi	L	67	75
F15	Alabama	W	89	74
F17	LSU	W	85	83
F22	Auburn	L	75	85
M1	Kentucky*	W	101	99
M3	Tennessee*	L	60	70
M8	Mississippi State	W	120	83

(V) Vanderbilt Invitational

## 1969-70 — WON 12, LOST 14 (8-10 in SEC/6th)

Head Coach: Roy Skinner  
Captain: Perry Wallace

D1	The Citadel*	W	89	58
D3	Mississippi	W	87	75
D6	USC	L	89	108
D8	SMU	W	104	99
D11	LSU	L	86	109
D13	Mississippi State	W	93	79
D15	Kansas State	L	78	91
D19	Dartmouth* (V)	L	82	83
D20	St. Louis* (V)	W	76	66
D22	North Carolina St.*	L	70	76
D27	Portland*	W	124	73
J3	Georgia*	L	68	72
J5	Florida*	W	90	79
J10	Alabama	W	88	85
J24	Auburn*	L	75	84
J31	Kentucky*	W	89	81
F2	Tennessee*	L	72	77
F7	Georgia	L	90	94
F9	Florida	L	79	81
F11	Mississippi*	L	80	83
F14	LSU*	L	89	99
F16	Alabama*	W	101	79
F21	Auburn	W	92	74
F28	Kentucky	L	86	90
M2	Tennessee	L	76	83
M7	Mississippi State*	W	78	72

(V) Vanderbilt Invitational

## 1970-71—WON 13, LOST 13 (9-9 in SEC/T4th)

Head Coach: Roy Skinner  
Captains: Ralph Mayes,  
Thorpe Weber

D1	Louisville*	L	74	82
D5	Miami (Ohio)*	W	74	67
D8	Illinois	L	79	96
D12	Mississippi State*	W	86	73
D14	Kansas State*	L	74	81
D18	Clemson* (V)	W	75	61
D19	St. John's* (V)	L	81	85
D22	Mississippi*	W	130	112
D29	Cincinnati (S)	W	86	83
D30	Toledo (S)	W	92	76
J2	Georgia	W	76	69
J4	Florida [3OT]	L	82	84
J9	Alabama*	W	93	76
J23	Auburn*	W	107	86
J30	Kentucky	L	92	102
F1	Tennessee	W	65	60
F6	Georgia*	W	74	60
F8	Florida*	W	92	81
F10	Mississippi	L	88	94
F13	LSU	W	81	75
F15	Alabama	L	74	75
F20	Auburn	L	94	96
F27	Kentucky*	L	90	119
M1	Tennessee*	L	69	79
M4	LSU*	L	85	87
M6	Mississippi State	L	73	81

(V) Vanderbilt Invitational  
(S) Sugar Bowl Tournament



# ANNUAL RECORDS

## 1971-72—WON 16, LOST 10 (10-8 in SEC/4th)

Head Coach: Roy Skinner

Captain: Tom Arnholt

D2	SMU	L	79	89
D4	St. John's	L	81	98
D6	Boston College	W	82	75
D10	Bradley (V)	W	82	80
D11	Memphis (V)	W	83	82
D23	Illinois*	W	95	92
D30	Rice*	W	105	87
J1	Mississippi State	L	69	76
J3	LSU	W	80	73
J8	Georgia*	W	80	76
J10	Florida*	W	104	87
J15	Alabama	L	76	79
J18	Cornell*	W	101	80
J24	Kentucky	L	80	106
J26	Mississippi	L	65	92
J29	Auburn*	W	85	77
F5	Kentucky* [OT]	L	80	85
F7	Tennessee*	L	75	81
F12	Georgia	L	91	98
F14	Florida	W	90	74
F16	Mississippi*	W	89	83
F19	LSU*	W	104	83
F21	Alabama*	W	111	91
F26	Auburn	W	93	87
M6	Tennessee	L	74	87
M9	Mississippi State*	W	104	82

(V) Vanderbilt Invitational

## 1972-73—Won 20, Lost 6 (13-5 in SEC/T2nd)

Head Coach: Roy Skinner

Captain: Jan van Breda Kolff

N30	Louisville	W	66	57
D2	Kansas	W	72	64
D4	SMU*	W	98	78
D8	Columbia* (V)	W	70	61
D9	West. Kentucky* (V)	W	103	88
D11	MTSU	W	69	57
D13	Mississippi*	W	59	57
D23	Boston College*	W	78	62
D30	Memphis*	L	71	74
J2	LSU	W	71	66
J6	Georgia	W	89	86
J8	Florida	L	72	80
J13	Alabama*	L	77	83
J17	Mississippi	W	59	49
J20	Mississippi State*	W	75	69
J22	Kentucky*	W	76	75
J27	Auburn	L	77	81
F3	Kentucky	W	83	76
F5	Tennessee	L	62	72
F10	Georgia*	W	87	52
F12	Florida*	W	78	71
F17	LSU*	W	82	72
F19	Alabama	L	78	87
F24	Auburn*	W	98	70
M3	Tennessee*	W	86	74
M10	Mississippi State	W	74	70

(V) Vanderbilt Invitational

## 1973-74—WON 23, LOST 5 SEC CHAMPIONS (15-3 in SEC/1st)

Head Coach: Roy Skinner

Captain: Jan van Breda Kolff

D1	Rice (I)	W	89	80
D3	Texas Tech	W	84	82
D7	Nebraska* (V)	W	82	58

D8	Tennessee St.* (V)	W	67	66
D11	Memphis	W	75	71
D13	Samford* [OT]	W	69	65
D22	Kansas*	W	83	72
D29	Vermont*	W	91	56
J5	Alabama*	W	73	72
J7	Mississippi State*	W	75	69
J12	LSU	L	81	84
J14	Georgia	W	91	71
J19	Auburn*	W	96	51
J21	Tennessee	W	82	65
J26	Mississippi*	W	71	56
J28	Kentucky	W	82	65
F2	Florida*	W	58	52
F4	Alabama	W	67	65
F9	Mississippi State	W	60	59
F11	LSU*	W	91	88
F16	Georgia*	W	83	78
F18	Auburn	W	89	79
F23	Tennessee*	L	53	59
F25	Mississippi	W	84	68
M2	Kentucky*	W	71	69
M9	Florida	L	77	80
M14	Marquette (N)	L	61	69
M16	Notre Dame (N)	L	88	118

(I) Preseason NIT

(V) Vanderbilt Invitational

(N) NCAA Midwest Regionals

## 1974-75—Won 15, Lost 11 (10-8 in SEC/5th)

Head Coach: Roy Skinner

Captains: Jeff Fosnes, Butch Feher, Joe Ford

D2	St. John's*	W	73	53
D6	Virginia Tech* (V)	W	75	72
D7	So. Illinois* (V)	W	79	72
D9	Texas Tech*	W	95	86
D20	USC#	L	93	98
D21	Jacksonville# [20T]	L	104	107
D23	Nebraska	L	66	81
D30	MTSU*	W	81	68
J4	Alabama	L	71	104
J6	Mississippi State	W	96	85
J11	LSU*	W	91	82
J13	Georgia*	W	102	80
J18	Auburn	L	89	93
J20	Tennessee*	L	61	65
J25	Mississippi	W	80	66
J27	Kentucky*	L	90	91
F1	Florida [OT]	L	90	101
F3	Alabama*	L	72	86
F8	Mississippi State*	W	76	72
F10	LSU	W	83	74
F15	Georgia	W	81	78
F17	Auburn*	W	85	78
F22	Tennessee	L	71	75
F24	Mississippi*	W	86	80
M1	Kentucky	L	84	109
M8	Florida*	W	102	83

(V) Vanderbilt Invitational

#—Trojan Invitational

## 1975-76—WON 16, LOST 11 (12-6 in SEC/3rd)

Head Coach: Roy Skinner

Captain: Joe Ford

N29	Iowa State	W	105	80
D2	Michigan	L	63	90
D5	USC* (V)	L	72	77
D6	Holy Cross* (V)	W	106	91
D13	Arkansas State*	W	81	65

D20	UNC-Charlotte*	L	61	78
D22	Nebraska*	L	57	68
D27	Boston College*	W	75	71
D29	Virginia Tech	L	85	99
J3	Alabama	L	66	83
J5	Mississippi State	W	71	66
J10	Georgia* [OT]	W	95	85
J12	Tennessee*	W	77	66
J17	Kentucky	L	76	77
J24	Auburn	W	71	59
J26	Florida [OT]	W	85	81
J31	LSU*	W	103	90
F2	Mississippi*	W	61	60
F7	Georgia [20T]	W	71	69
F9	Tennessee	L	59	73
F14	Kentucky*	W	69	65
F21	Auburn*	W	80	72
F23	Florida*	W	71	67
F28	LSU	L	75	89
M1	Mississippi	L	72	81
M6	Mississippi State*	W	76	75
M8	Alabama* [OT]	L	77	84

(V) Vanderbilt Invitational

## 1976-77—WON 10, LOST 16 (6-12 in SEC/T6th)

Head Coach: Wayne Dobbs

Captain: Dicky Keffer

N27	Kansas State	L	66	89
D1	Louisville* [OT]	L	76	81
D4	St. John's	L	53	63
D6	Michigan*	L	76	97
D11	Mercer*	W	35	33
D21	Iowa State*	W	69	68
D23	Tennessee Tech*	W	106	71
J3	Tennessee*	L	69	73
J5	Georgia*	W	72	69
J8	Kentucky*	L	62	64
J15	Florida	L	72	83
J17	Auburn	L	69	74
J22	Mississippi* [OT]	W	77	72
J24	LSU*	W	68	67
J29	Mississippi State	L	77	102
J31	Alabama	L	82	96
F5	Kentucky	L	73	113
F12	Florida*	W	85	72
F14	Auburn* [OT]	L	71	76
F19	Mississippi*	L	66	75
F21	LSU	L	74	95
F26	Mississippi State*	W	68	66
F28	Alabama*	L	77	78
M5	Georgia	W	74	71
M7	Tennessee	L	55	65

## 1977-78—WON 10, LOST 17 (6-12 in SEC/8th)

Head Coach: Wayne Dobbs

Game Captains

N26	Tennessee Tech	L	71	72
N29	St. John's*	L	54	59
D3	Louisville	L	66	96
D5	Kansas State*	L	55	69
D8	The Citadel [OT]	W	53	50
D10	Rice	W	87	69
D12	Cal Poly-Pomona*	W	88	72
D22	Virginia Tech*	L	75	76
D28	Richmond*	W	101	68
J2	Kentucky	L	59	72
J7	Auburn	L	61	74
J9	Florida	L	65	67
J14	Mississippi*	W	66	63
J16	LSU*	L	55	77

J21	Alabama	L	59	66
J23	Mississippi State	L	73	79
J28	Georgia*	W	64	56
J30	Tennessee*	W	56	55
F4	Auburn*	W	91	78
F6	Florida* [20T]	W	59	57
F11	Mississippi	L	57	61
F13	LSU	L	73	80
F18	Alabama* [OT]	W	71	69
F20	Mississippi State*	L	48	55
F25	Georgia	L	62	64
F27	Tennessee	L	46	59
M6	Kentucky*	L	68	78

## 1978-79—WON 18, LOST 9 (11-7 in SEC/T3rd)

Head Coach: Wayne Dobbs

N24	Virginia Union#	W	75	63
N25	Richmond#	W	70	59
N27	San Francisco State*	W	82	52
D4	The Citadel*	W	78	63
D7	Tennessee Tech*	W	99	78
D11	SMU	L	64	68
D13	Cal Poly-Pomona*	W	65	62
D23	Rice*	W	88	59
J3	Auburn	W	57	55
J6	Mississippi*	W	94	70
J8	LSU*	W	88	87
J13	Mississippi State	L	68	74
J15	Alabama [OT]	W	75	73
J20	Georgia*	W	78	76
J22	Tennessee*	L	70	71
J24	Florida	W	57	56
J27	Auburn*	W	66	59
J29	Florida* [OT]	L	87	90
F3	Mississippi	W	66	58
F5	LSU	L	71	92
F7	Kentucky*	W	68	58
F10	Miss. State* [OT]	W	70	68
F12	Alabama*	W	65	57
F17	Georgia	L	60	63
F19	Tennessee	L	78	83
F23	Kentucky	L	70	96
F28	Auburn (S)	L	53	59

#—Spider Classic, Richmond, Va.  
(S) SEC Tournament, Birmingham, Ala.

## 1979-80—WON 13, LOST 13 (7-11 in SEC/T6th)

Head Coach: Richard Schmidt

Captains: Mark Elliott,

Clarence Smith, Tommy Springer

N30	Rice*	W	94	75
D4	Texas Wesleyan*	W	110	85
D6	Mississippi State*	L	106	110
D8	Memphis	W	87	72
D10	Cal Poly-Pomona*	W	90	74
D15	Alabama	L	68	90
D20	Texas Tech* [OT]	L	86	89
D27	Georgia State	W	65	53
D29	SMU*	W	88	77
J2	LSU*	W	77	66
J5	Georgia	L	66	88
J9	Auburn*	W	66	57
J12	Tennessee	L	63	71
J16	Mississippi*	L	66	67
J19	Kentucky	L	90	106
J21	Florida*	W	105	85
J26	Mississippi State*	W	92	74
J30	LSU	L	81	83
F2	Georgia*	W	70	69
F6	Auburn	W	77	73



# ANNUAL RECORDS

F9	Tennessee*	L	48	51
F13	Mississippi	L	78	89
F15	Kentucky*	L	73	91
F20	Florida	W	74	71
F23	Alabama*	L	72	79
F27	Florida (S)	L	71	72

(S) SEC Tournament, Birmingham, Ala.

## 1980-81—WON 15, LOST 14 (7-11 in SEC/7th)

**Head Coach: Richard Schmidt**  
**Captains: Brian Allsmiller,**  
**Charles Davis, Mike Rhodes**

N28	Iona#	W	92	56
N29	Western Kentucky#	W	78	76
D1	Iowa State*	W	97	87
D9	Duke* [OT]	L	69	72
D20	North Alabama*	W	111	79
D23	Memphis*	W	111	96
D27	Alabama*	W	93	91
D29	Tennessee Tech* %	W	97	64
D30	Boston College* %	L	72	87
J3	Mississippi State*	W	79	61
J7	LSU	L	61	77
J10	Georgia*	W	70	55
J14	Auburn	W	97	81
J17	Tennessee*	L	66	72
J21	Mississippi	L	44	46
J24	Kentucky*	L	64	78
J28	Florida	W	72	70
J31	Mississippi State	L	68	69
F4	LSU*	L	81	86
F7	Georgia	L	72	80
F11	Auburn*	L	55	69
F14	Tennessee	L	72	79
F18	Mississippi*	W	52	50
F21	Kentucky	L	48	80
F25	Florida*	W	73	64
F28	Alabama	L	68	82
M4	Mississippi State (S)	W	71	58
M5	Kentucky (S)	W	60	55
M6	Mississippi (S)	L	51	71

# Wendy's Invitational, Bowling Green, Ky.

% Music City Invitational Tournament

(S) SEC Tournament, Birmingham, Ala.

## 1981-82—WON 15, LOST 13 (7-11 in SEC/T7th)

**Head Coach: C. M. Newton**  
**Captains: John Derenbecker,**  
**Willie Jones**

N28	Duke [2OT]	W	76	75
D4	Cal St.-Long Beach#	W	72	70
D5	Arizona State#	L	53	65
D12	Alabama	L	68	79
D14	North Alabama*	W	116	88
D19	Indiana State*	W	72	66
D23	Samford*	W	98	63
D28	Austin Peay St.* (V)	W	74	55
D29	Ala.-Anchorage* (V)	W	72	68
J2	Mississippi State	W	66	53
J6	LSU*	L	73	80
J9	Georgia	L	53	76
J13	Auburn*	W	78	69
J16	Tennessee [OT]	L	69	71
J20	Mississippi*	W	65	55
J23	Kentucky	L	58	67
J27	Florida*	W	51	48
J30	Mississippi State*	L	31	33
F3	LSU	L	70	78
F6	Georgia*	L	57	68
FJ	Auburn	W	71	60

F13	Tennessee*	L	55	59
F17	Mississippi [OT]	L	48	51
F20	Kentucky*	L	69	73
F24	Florida	W	81	67
F27	Alabama*	W	80	63
M3	Florida (S) [OT]	W	47	46
M4	Tennessee (S)	L	54	57

# Fiesta Classic, Tempe, Ariz.

(V) Music City Invitational Tournament

(S) SEC Tournament, Lexington, Ky.

## 1982-83—WON 19, LOST 14 (9-9 in SEC/T4th)

**Head Coach: C. M. Newton**  
**Captains: James Williams,**  
**Ted Young**

N26	Illinois#	W	58	47
N27	Clemson#	W	72	63
N28	Louisville#	L	70	80
D4	Western Carolina*	W	81	66
D7	St. Louis*	W	88	67
D11	Duke*	W	74	65
D13	Illinois [2OT]	L	77	79
D18	Clemson	W	75	72
D22	MTSU*	W	64	53
D27	East Kentucky* (V)	W	82	71
D28	Manhattan* (V)	W	85	71
J3	LSU*	W	67	65
J5	Mississippi*	L	62	77
J8	Mississippi State	L	48	64
J11	Alabama	W	81	79
J15	Florida*	W	69	58
J17	Auburn*	W	64	62
J22	Kentucky* [OT]	L	77	82
J24	South Carolina	L	71	85
J29	Tennessee	W	61	60
J31	Georgia	L	61	86
F5	Mississippi State*	W	63	60
F7	Alabama*	W	61	60
F12	Florida	L	54	61
F14	Auburn	L	71	72
F19	Kentucky	L	63	82
F24	Tennessee*	W	69	68
F28	Georgia*	W	71	70
M3	LSU	L	53	66
M5	Mississippi.	L	51	62
M11	Mississippi State (S)	L	61	76
M15	East Tenn. State* (I)	W	79	74
M21	Wake Forest* (I)	L	68	75

# Great Alaska Shootout, Anchorage, Ak.

(V) Music City Invitational Tournament

(S) SEC Tournament, Birmingham, Ala.

(I) National Invitation Tournament

## 1983-84—WON 14, LOST 15 (8-10 in SEC/T7th)

**Head Coach: C. M. Newton**  
**Captains: Jeff Turner, Al**  
**McKinney, Jimmy Lenz**

N26	Duke	L	74	78
N30	Iowa State [OT]	L	72	73
D6	Illinois*	L	55	69
D10	Eastern Kentucky*	W	105	63
D17	Clemson*	L	62	70
D21	Austin Peay State*	W	56	50
D27	Air Force* (V)	W	69	52
D28	South Florida* (V)	W	58	44
J1	LSU	L	66	73
J4	Mississippi	W	76	55
J7	Mississippi State*	W	67	54
J11	Alabama*	W	69	67
J15	Florida	L	59	73

J17	Auburn	W	73	71
J20-	Kentucky	L	46	67
J23	South Carolina*	W	69	63
J28	Tennessee*	L	69	76
J30	Georgia* [OT]	W	81	74
F2	Mississippi State	W	57	54
F6	Alabama	L	73	80
F11	Florida*	L	63	71
F13	Auburn*	L	67	73
F19	Kentucky*	L	54	58
F25	Tennessee	L	61	67
F27	Georgia	L	71	98
M1	LSU*	W	74	68
M3	Mississippi*	W	70	60
M7	Mississippi* (S)	W	77	57
M8	Auburn* (S)	L	58	59

(V) Music City Invitational

(S) SEC Tournament, Nashville

## 1984-85 — WON 11, LOST 17 (4-14 in SEC/10th)

**Head Coach: C. M. Newton**  
**Captain: Phil Cox**

N30	Yale*	W	87	72
D3	MTSU*	W	94	82
D6	Vermont*	W	73	55
D8	Baylor	W	84	81
D15	Princeton*	W	68	47
D17	Eastern Kentucky*	W	73	59
D22	Indiana State	L	77	88
D28	Columbia* (V)	W	73	59
D29	Clemson* (V)	L	74	81
J2	Mississippi*	W	63	61
J7	Kentucky	L	58	75
J10	Florida*	L	64	68
J12	Georgia	L	73	80
J16	Tennessee	L	79	87
J19	LSU*	L	68	69
J23	Alabama	L	77	79
J26	Mississippi State*	L	70	71
J30	Auburn*	L	80	86
F2	Mississippi*	L	55	60
F7	Kentucky*	L	62	68
F9	Florida	L	66	78
F13	Georgia*	W	69	68
F16	Tennessee*	W	85	82
F20	LSU	L	55	64
F23	Alabama*	L	56	81
F27	Mississippi State	W	81	71
M2	Auburn	L	58	84
M6	Tennessee (S)	L	51	71

(V) Music City Invitational Tournament

(S) SEC Tournament, Birmingham, Ala.

## 1985-86 — WON 13, LOST 15 (7-11 in SEC/7th)

**Head Coach: C. M. Newton**  
**Captains: Brett Burrow,**  
**Jeff Gary**

N29	South Florida (C)	L	65	66
N30	ETSU (C)	W	75	72
D4	Duke*	L	74	84
D7	Baylor*	W	85	61
D9	Austin Peay State*	W	82	75
D14	Pennsylvania*	W	89	76
D21	Princeton	W	49	44
D27	Davidson* (V)	W	78	69
D28	Iowa State* (V)	L	79	80
J2	Mississippi	W	81	70
J4	Kentucky*	L	71	80
J8	Florida	L	55	86
J11	Georgia*	W	77	71

J15	Tennessee*	W	60	59
J18	LSU	L	67	84
J22	Alabama*	L	72	85
J25	Mississippi State	L	60	64
J29	Auburn	L	70	97
F1	Mississippi*	W	66	63
F5	Kentucky	L	65	73
F8	Florida*	W	60	59
F12	Georgia	L	70	101
F15	Tennessee	W	66	62
F20	LSU*	L	68	74
F22	Alabama	L	68	69
F26	Mississippi State*	W	77	65
M1	Auburn*	L	65	79
M5	Mississippi State (S)	L	54	62

(C) Clemson IPTAY Tournament,

Clemson, S.C.

(V) Music City Invitational Tournament

(S) SEC Tournament, Lexington, Ky.

## 1986-87 — WON 18, LOST 16 (7-11 in SEC/T8th)

**Head Coach: C. M. Newton**  
**Captains: Steve Reece,**  
**Bobby Westbrooks**

N28	Va. Common. (H)	W	75	67
N29	Missouri (H)	W	69	54
N30	New Mexico (H)	W	87	71
D3	UT-Chattanooga*	W	93	64
D6	Duke	L	66	78
D9	Indiana*	W	79	75
D13	Pennsylvania	W	71	70
D19	Tennessee Tech* (V)	W	89	65
D20	Kansas State* (V)	W	79	72
D22	LSU	W	63	61
D28	So. Carolina (B) [2OT]	L	91	96
D29	Houston (B)	L	72	73
J3	Tennessee*	L	72	81
J7	Mississippi*	W	66	59
J10	Alabama	L	71	75
J14	Georgia	L	53	76
J17	Auburn*	W	91	75
J21	Kentucky*	L	65	71
J24	Florida	L	81	85
J28	Mississippi State	W	76	57
J31	LSU*	W	66	65
F4	Tennessee [OT]	L	69	79
F6	Notre Dame*	W	60	56
F9	Mississippi	L	54	77
F11	Alabama*	L	67	71
F14	Georgia*	L	59	75
F19	Kentucky	L	54	65
F23	Auburn	W	83	91
F26	Florida*	W	84	76
F28	Mississippi State*	W	66	58
M5	Tennessee	L	57	75
M12	Jacksonville* (I)	W	74	72
M16	Florida State* (I)	W	109	92
M21	So. Mississippi* (I)	L	88	95

(H) Hawaiian Airlines Silversword

Invitational Tournament, Wailuku,

Hawaii

(V) Music City Invitational Tournament

(B) Sugar Bowl, New Orleans, La.

(S) SEC Tournament, Atlanta, Ga.

(I) National Invitation Tournament,

Nashville, Tenn.



# ANNUAL RECORDS

## 1987-88 — WON 20, LOST 11 (10-8 in SEC/T4th)

Head Coach: C. M. Newton

Captains: Will Perdue,

Barry Goheen

N27	Hawaii*	W	91	62
N30	Lehigh*	W	102	91
D5	North Carolina*	W	78	76
D8	Indiana	L	61	63
D19	Ohio*	W	93	77
D21	Morehead State*	W	81	73
D28	East Carolina* (V)	W	99	63
D29	Cornell* (V)	W	95	79
D31	Kentucky	L	74	81
J6	LSU*	L	39	51
J9	Tennessee	L	72	80
J13	Mississippi	W	60	57
J16	Alabama*	W	76	60
J20	Georgia*	W	92	77
J23	Auburn	W	75	71
J27	Kentucky*	W	83	66
J30	Florida*	W	92	65
F3	Mississippi State*	W	82	66
F6	LSU	L	79	94
F10	Tennessee*	W	90	62
F13	Mississippi*	W	93	68
F17	Alabama	L	77	88
F20	Georgia	W	77	71
F24	Auburn*	L	68	81
F27	Notre Dame	W	75	66
M2	Florida	L	65	81
M5	Mississippi State	L	68	73
M11	LSU (S)	L	80	87
M18	Utah State (N1)	W	80	77
M20	Pittsburgh (N1) [OT]	W	80	74
M25	Kansas (N2)	L	64	77

(V) Music City Invitational Tournament  
(S) SEC Tournament, Baton Rouge, La.  
(N1) NCAA Tournament, Lincoln Neb.  
(N2) NCAA Tournament, Pontiac, Mich.

## 1988-89 — WON 19, LOST 14 (12-6 in SEC/T2nd)

Head Coach: C. M. Newton

Captains: Barry Booker,

Barry Goheen, Frank Kornet

N25	Michigan #	L	66	91
N26	Chaminade #	W	94	70
N27	Ohio State #	L	82	97
N30	Louisville*	W	65	62
D3	UAB	L	69	76
D7	North Carolina	L	77	89
D10	Kansas State	L	62	71
D14	Auburn*	W	93	77
D19	Murray State*	W	74	57
D22	Dartmouth*	W	92	67
D29	Colgate* \$	W	91	55
D30	Stanford* \$	L	68	89
J4	Alabama*	W	73	53
J7	Kentucky	L	61	70
J11	Mississippi [OT]	W	72	65
J14	Georgia*	W	76	75
J18	LSU	L	84	85
J21	Texas*	W	94	79
J25	Florida* [OT]	L	78	81
J28	Mississippi State	W	80	71
F1	Tennessee*	W	68	56
F4	Alabama	L	67	77
F8	Kentucky*	W	81	51
F11	Mississippi*	W	71	69
F15	Georgia	W	85	72
F18	LSU*	W	108	74

F22	Auburn	W	77	62
F25	Florida [OT]	L	80	83
M1	Mississippi State*	W	77	58
M4	Tennessee	L	61	78
M10	Kentucky (S)	W	77	63
M11	Alabama (S)	L	79	83
M17	Notre Dame (N)	L	65	81

# Maui Classic  
\$ Music City Invitational Tournament  
(S) SEC Tournament  
(N) NCAA Tournament

## 1989-90 — WON 21, LOST 14 NIT CHAMPIONS (7-11 in SEC/T7th)

Head Coach: Eddie Fogler

Captains: Eric Reid,

Derrick Wilcox

N27	SMU	W	65	60
N29	Tennessee Tech*	L	76	89
D3	Virginia*	W	68	64
D6	Louisville	L	75	101
D9	Kansas State*	W	91	81
D16	UAB*	W	87	74
D23	Samford*	W	100	76
D29	Ala.-Anchorage* #	W	85	81
D30	Northwestern* #	W	81	80
J3	Alabama	W	68	67
J6	Kentucky*	W	92	85
J10	Mississippi*	W	86	79
J13	Georgia	L	81	108
J16	LSU	L	72	101
J20	Auburn	L	79	82
J24	Florida	W	71	64
J27	Mississippi State*	W	81	68
J31	Tennessee	L	72	73
F2	Alabama*	L	56	65
F7	Kentucky	L	73	100
F10	Mississippi	L	67	68
F14	Georgia*	L	66	67
F18	LSU*	L	108	121
F20	Auburn*	L	74	87
F24	Florida*	W	67	54
F28	Mississippi State	L	68	83
M3	Tennessee*	W	98	74
M8	Florida (S)	W	68	58
M9	Georgia (S) [OT]	W	78	74
M10	Mississippi (S)	L	62	65
M15	La. Tech* (I) [OT]	W	98	90
M19	Tennessee* (I)	W	89	85
M21	New Orleans* (I)	W	88	65
M26	Penn State (I4)	W	75	62
M28	Saint Louis (I4)	W	74	72

# Music City Invitational Tournament  
(S) SEC Tournament  
(I) National Invitation Tournament  
(I4) NIT Final Four

## 1990-91 — WON 17, LOST 13 (11-7 in SEC/4th)

Head Coach: Eddie Fogler

Captain: Charles Mayes

N14	Arkansas#	L	70	107
N26	UNC-Asheville*	W	103	66
N30	Hawaii \$	W	74	70
D1	George Wash. \$	W	76	74
D4	Indiana*	L	73	84
D8	Virginia	L	56	70
D11	Georgia* [OT]	W	75	74
D20	VMI*	W	79	60
D22	SMU*	W	68	65
D28	Fordham* %	L	65	66
D29	Rice* %	W	75	68

J2	LSU	L	70	87
J5	Alabama*	W	66	55
J8	Tennessee*	W	108	68
J12	Mississippi State	L	62	85
J16	Auburn	W	80	59
J19	Kentucky	L	50	58
J23	Mississippi*	W	89	52
J30	Florida	W	60	57
F2	LSU*	W	63	59
F6	Mississippi State*	W	91	70
F9	Tennessee	L	73	85
F13	Alabama	L	55	66
F16	Auburn*	W	90	70
F20	Kentucky*	W	98	87
F23	Mississippi	L	58	74
F27	Georgia	L	59	72
M2	Florida*	W	82	68
M8	Georgia* (S)	L	72	80
M15	Georgetown (N)	L	60	70

# Dodge Preseason NIT  
\$ Apple Invitational  
% Music City Invitational Tournament  
(S) SEC Tournament  
(N) NCAA Tournament

## 1991-92 — WON 15, LOST 15 (6-10 in SEC East/4th)

Head Coach: Eddie Fogler

Captains: Todd Milholland,

Kevin Anglin, Bruce Elder

N25	Tennessee Tech*	W	96	89
N30	SMU	W	67	55
D2	Northwestern	L	81	83
D5	UNC-Wilmington*	W	90	71
D10	Indiana	L	51	88
D19	Mississippi State*	L	71	74
D21	Dayton*	W	84	64
D29	New Hampshire* #	W	100	67
D30	Holy Cross* #	W	76	72
J4	Tennessee	L	75	91
J8	Austin Peay State*	W	83	66
J11	South Carolina*	W	79	75
J15	Kentucky*	L	71	84
J22	Georgia	L	70	72
J25	Florida	L	55	75
J29	Memphis* [OT]	L	70	72
F1	Mississippi	L	72	84
F4	Auburn*	W	89	83
F8	Coll. of Charleston*	W	74	68
F12	Arkansas	L	71	91
F15	LSU*	W	76	69
F19	Alabama	L	64	85
F22	Tennessee*	W	89	84
F26	Georgia*	W	86	67
M1	Kentucky	L	56	80
M4	South Carolina	L	68	77
M7	Florida*	W	82	76
M12	Mississippi State (S)	W	77	55
M13	Kentucky (S)	L	57	76
M19	Rhode Island* (I)	L	63	68

# Music City Invitational Tournament  
(S) SEC Tournament  
(I) National Invitation Tournament

## 1992-93 — WON 28, LOST 6 SEC EAST CHAMPIONS (14-2 in SEC East/1st)

Coach: Eddie Fogler

Captains: Kevin Anglin,

Bruce Elder

N25	UAB #	W	81	63
N27	Illinois #	L	77	93

N28	Oregon #	W	83	81
D3	Northwestern*	W	86	66
D5	Dayton	W	75	53
D9	Louisville*	W	90	88
D12	SMU*	W	95	86
D18	N. Carolina A&T \$	W	87	51
D19	Austin Peay St. \$	W	116	71
D28	Air Force* %	W	95	50
D29	Bowling Green* %	W	96	69
J2	Alabama*	W	76	73
J6	Memphis	L	78	84
J9	Florida	L	61	62
J13	Kentucky*	W	101	86
J16	Georgia*	W	78	66
J20	Arkansas*	W	102	89
J27	Tennessee	W	82	65
J30	Auburn	W	73	70
F3	South Carolina*	W	76	72
F6	Kentucky	L	67	82
F10	Mississippi*	W	89	59
F13	MTSU*	W	81	51
F17	LSU	W	87	66
F20	Florida*	W	82	64
F24	Georgia [OT]	W	87	83
F27	Mississippi State	W	80	39
M2	Tennessee* [OT]	W	90	82
M6	South Carolina	W	77	73
M12	Alabama (S)	W	76	59
M13	LSU (S)	L	62	72
M18	Boise State (N)	W	92	72
M20	Illinois (N)	W	85	68
M26	Temple (NR)	L	59	67

# Great Alaska Shootout  
\$ Acme Boot Classic  
% Music City Invitational Tournament  
(S) SEC Tournament  
(N) NCAA Tournament  
(NR) NCAA Regionals

## 1993-94 — WON 20, LOST 12 (9-7 in SEC East/3rd)

Head Coach: Jan van Breda Kolff

Captain: Billy McCaffrey

N26	Penn State*	W	83	60
D1	UT-Martin*	W	102	66
D3	Princeton #	W	61	43
D4	Syracuse #	L	62	78
D8	Wake Forest* [2OT]	W	91	83
D18	Georgia Tech \$ [OT]	L	77	86
D21	Austin Peay State*	W	99	65
D28	Harvard* %	W	74	58
D29	Illinois State* %	W	92	75
J4	Kentucky	L	82	107
J8	South Carolina*	W	97	83
J12	Alabama	L	67	73
J15	LSU*	L	81	83
J19	Georgia	W	71	67
J26	Tennessee*	W	85	73
J29	Florida	L	66	75
F1	Arkansas	L	76	89
F6	Louisville	L	62	78
F9	Auburn*	W	84	60
F12	South Carolina	W	96	91
F16	Mississippi State*	W	84	67
F19	Kentucky*	L	69	77
F23	Mississippi [OT]	L	72	77
F26	Florida*	W	82	78
M1	Tennessee	W	84	67
M5	Georgia*	W	67	57
M10	Auburn (S)	L	56	81
M16	Oklahoma (I)	W	77	67
M21	New Orleans* (I)	W	78	59
M23	Clemson* (I)	W	89	74
M28	Kansas State (I4)	W	82	76



# ANNUAL RECORDS

M30 Villanova (I4) L 73 80  
*# Carrier Classic*  
*\$ Kuppenheimer Classic*  
*% Music City Invitational Tournament*  
*(S) SEC Tournament*  
*(I) National Invitation Tournament*  
*(I4) NIT Final Four*

**1994-95 — WON 13, LOST 15**  
**(6-10 in SEC East/4th)**

**Head Coach: Jan van Breda Kolff**  
**Captains: Ronnie McMahan,**  
**Frank Seckar**

N26	Samford*	W	75	51
N30	Tennessee Tech*	W	90	56
D3	Penn State	L	73	95
D6	Virginia*	W	70	65
D11	UNC-Asheville*	W	82	44
D21	Austin Peay St.* [OT]	W	81	78
D28	Cleveland State #	W	93	64
D29	Arizona State #	L	61	67
J4	Alabama* [OT]	W	75	74
J7	Florida	L	62	72
J11	Georgia	L	62	65
J15	Tennessee*	L	63	67
J21	Kentucky	L	68	81
J25	Mississippi*	W	82	75
J29	Wake Forest	L	51	63
F1	MTSU [OT]	L	90	93
F4	South Carolina*	L	74	76
F8	Auburn	W	77	59
F11	Arkansas* [OT]	L	94	97
F15	Georgia*	W	83	77
F18	South Carolina [OT]	W	91	83
F22	Mississippi State	L	48	76
F25	Kentucky*	L	60	71
M1	Tennessee	L	58	62
M5	Florida*	L	58	69
M9	LSU (S)	W	85	61
M10	Arkansas (S)	L	72	73

*# Arizona State Tribune Classic*  
*(S) SEC Tournament*

**1995-96 — WON 18, LOST 14**  
**(7-9 in SEC East/4th)**

**Head Coach: Jan van Breda Kolff**  
**Captains: Frank Seckar,**  
**Malik Evans**

N20	North Carolina #	L	63	71
N21	Chaminade #	W	96	71
N22	UCLA #	W	75	71
N27	Wofford*	W	97	59
D2	Furman*	W	87	63
D5	Virginia	W	61	48
D7	UNC-Asheville*	W	80	66
D9	Rice*	L	77	78
D12	Tennessee State*	W	93	74
D17	N. Carolina A&T*	W	96	81
D23	MTSU*	W	70	56
D30	Boston College*	L	74	90
J3	Alabama	L	71	80
J6	Tennessee*	W	65	55
J10	LSU*	L	68	71
J13	Arkansas	W	80	73
J17	South Carolina [OT]	L	83	87
J20	Evansville*	W	75	61
J24	Florida	L	55	77
J27	Georgia*	W	66	62
J31	Auburn*	W	76	62
F7	Kentucky*	L	81	120
F10	Mississippi	L	55	78
F13	Florida*	W	70	56

F17	South Carolina*	W	107	97
F21	Georgia	L	68	77
F24	Tennessee	L	79	94
F28	Mississippi State*	W	69	64
M2	Kentucky	L	63	101
M7	Auburn (S)	L	65	68
M13	Ark.-Little Rock* (I)	W	86	80
M18	South Carolina (I)	L	70	80

*# Maui Invitational, Lahaina, Maui*  
*(S) SEC Tournament*  
*(I) National Invitation Tournament*

**1996-97 — WON 19, LOST 12**  
**(9-7 in SEC East/4th)**

**Head Coach: Jan van Breda Kolff**  
**Captain: Howard Pride**

N20	Valparaiso* #	W	74	66
N22	Duke #	L	57	86
D4	UAB*	W	66	62
D7	Memphis	W	66	59
D9	Boston College	L	52	59
D15	Nicholls State*	W	85	37
D19	Ala.-Huntsville*	W	60	47
D21	Tennessee Tech*	W	82	61
D23	Miss. Valley State*	W	92	56
D29	Evansville	L	61	66
D31	Saint Louis*	W	81	61
J4	Alabama*	W	92	84
J8	Georgia*	L	53	61
J11	Tennessee	L	65	75
J15	LSU	W	69	62
J18	Mississippi*	W	67	64
J22	Kentucky \$	L	46	58
J25	Mississippi State	L	53	60
J29	South Carolina*	L	64	65
F1	Florida	W	74	63
F5	Memphis*	W	69	62
F8	Arkansas* [OT]	W	87	83
F12	Tennessee*	W	66	53
F15	Auburn	W	75	61
F19	Georgia	W	86	80
F22	Kentucky*	L	79	82
F26	South Carolina	L	53	74
M1	Florida*	W	79	72
M6	Mississippi State (S)	W	73	67
M7	Mississippi (S)	L	62	64
M13	Xavier (N)	L	68	80

*# Preseason NIT*  
*\$ at Riverfront Coliseum, Cincinnati, Ohio*  
*(S) SEC Tournament*  
*(N) NCAA Tournament*

**1997-98 — WON 20 LOST 13**  
**(7-9 in SEC East/5th)**

**Head Coach: Jan van Breda Kolff**  
**Captains: Drew Maddux,**  
**Austin Bates, Billy Di Spaltro**

N15	East Tennessee St.*	W	81	53
N18	Furman*	W	102	55
N21	Memphis*	W	86	77
N24	Tennessee State*	W	94	64
N26	UT-Martin*	W	87	57
N29	Ohio State	W	64	54
D3	St. Louis	L	74	78
D9	UAB	W	85	74
D18	UNC-Greensboro*	W	83	65
D22	Oregon*	W	69	58
D28	New Mexico St. #	W	79	72
D29	Kansas #	L	82	89
D30	Nebraska #	W	80	69
J3	Kentucky	L	62	71

J7	South Carolina	L	70	71
J10	Tennessee*	W	80	79
J14	Alabama	W	72	69
J17	Mississippi State*	W	77	73
J19	Florida	L	69	85
J27	Kentucky*	L	61	63
J31	Georgia	W	68	64
F3	South Carolina*	L	61	65
F7	Arkansas	L	83	93
F11	Mississippi	L	76	87
F14	Georgia*	L	62	81
F18	Auburn*	W	82	66
F21	Tennessee	L	76	90
F25	LSU*	W	60	58
F28	Florida*	W	73	56
M5	Alabama (S)	L	62	72
M11	St. Bonaventure* (I)	W	73	61
M17	at Wake Forest (I)	W	72	68
M19	at Georgia (I)	L	65	79

*# Rainbow Classic*  
*(S) SEC Tournament*  
*(I) National Invitation Tournament*

**1998-99 — WON 14, LOST 15**  
**(5-11 in SEC East/5th)**

**Head Coach: Jan van Breda Kolff**  
**Captain: Vince Ford**

N9	Providence #	W	72	66
N10	Rhode Island #	L	69	82
N14	Army*	W	92	41
N16	Austin Peay*	W	89	79
N21	Notre Dame*	W	68	63
N24	Morehead State*	W	79	69
N28	Ohio State* [OT]	W	92	86
N30	Florida A&M*	W	83	72
D5	Memphis	L	56	65
D19	Campbell*	W	90	46
D22	Oregon	L	70	90
D30	Alabama A&M*	W	113	71
J2	Mississippi*	W	79	64
J6	Florida	L	59	90
J9	Kentucky*	L	57	73
J13	Georgia	L	63	70
J20	South Carolina*	W	77	66
J23	LSU	L	59	64
J27	Tennessee*	L	67	78
J30	South Carolina	L	57	69
F3	Georgia*	L	67	82
F6	Arkansas*	W	73	69
F10	Mississippi State	L	62	67
F13	Tennessee	L	62	63
F17	Auburn	L	63	81
F21	Alabama* [OT]	W	81	75
F24	Kentucky	L	63	88
F27	Florida* [OT]	W	71	70
M4	Mississippi State (S)	L	58	76

*# CoSIDA Classic*  
*(S) SEC Tournament*

**1999-00 — WON 19, LOST 11**  
**(8-8 in SEC East/4th)**

**Head Coach: Kevin Stallings**  
**Captains: Dan Langhi,**  
**Atiba Prater, James Strong**

N23	Belmont*	W	72	55
N27	Tennessee-Martin*	W	87	64
N29	East Tennessee St.*	W	70	55
D4	Notra Dame	W	87	85
D7	Hofstra*	W	74	46
D11	Wofford*	W	92	61
D18	Western Kentucky*	W	101	77
D20	Stetson*	W	94	62

D22	Florida State	L	65	70
D29	William & Mary*	W	81	60
J5	Florida*	W	87	77
J8	Kentucky	L	52	72
J12	Tennessee	W	76	73
J15	LSU*	W	65	62
J22	Kentucky* [OT]	L	73	81
J26	South Carolina	W	61	60
J28	Florida	L	63	89
F2	Georgia	W	67	58
F6	Boston College*	W	76	58
F9	Mississippi State*	W	65	64
F12	Alabama	L	63	77
F16	Auburn*	L	80	86
F19	Tennessee*	W	85	72
F23	Arkansas	L	63	78
F26	Mississippi	L	67	75
M1	Georgia*	W	101	89
M4	South Carolina*	L	71	72
M9	Mississippi State (S)	W	76	53
M10	LSU (S)	L	60	71
M14	Wake Forest (N)	L	68	83

*(S) SEC Tournament*  
*(N) NIT*

**2000-01 — WON 15, LOST 15**  
**(4-12 in SEC East/6th)**

**Head Coach: Kevin Stallings**  
**Captains: Greg LaPointe,**  
**Anthony Williams**

N17	South Carolina St.*#	W	65	60
N18	Western Carolina*#	W	85	63
N19	St. Joseph's*#	W	78	76
N22	James Madison*	W	84	70
N24	East Tennessee St.*	W	87	76
N28	Western Kentucky	W	70	66
D2	Notre Dame*	L	74	77
D5	B'ham Southern*	W	70	65
D9	Florida State*	W	72	60
D16	Furman*	W	78	64
D21	Wofford*	W	75	53
D30	Boston College	L	74	97
J6	Mississippi*	L	68	81
J10	LSU	W	71	67
J13	Arkansas*	W	81	64
J17	South Carolina	L	49	57
J20	Florida	W	63	61
J24	Georgia*	L	73	82
J27	Kentucky	L	75	86
J31	Alabama*	W	68	62
F3	Tennessee	L	50	72
F7	Belmont*	W	81	67
F10	South Carolina*	L	65	70
F14	Georgia	L	68	70
F17	Kentucky*	L	74	79
F21	Mississippi State	L	63	80
F24	Tennessee*	L	70	78
F28	Florida*	L	62	72
M3	Auburn	L	66	69
M8	Alabama (S)	L	59	78

*# America's Youth Classic*  
*(S) SEC Tournament*

**2001-02 — WON 17, LOST 15**  
**(6-10 in SEC East/T5th)**

**Head Coach: Kevin Stallings**  
**Captains: Darius Coulibaly,**  
**Sam Howard, Chuck Moore**

N16	Liberty*	W	96	61
N19	Connecticut	L	71	84
N23	Hampton%	W	100	85
N24	Monmouth%	L	67	81



# ANNUAL RECORDS

N25	Chattanooga%	W	69	57
N29	Cal Poly SLO*	W	69	64
D2	Western Kentucky*^	W	80	75
D5	Southeast Missouri*	W	76	71
D8	Centenary*	W	77	75
D10	Tulane	L	77	87
D20	American*	W	85	57
D22	East Tennessee St.*	W	86	77
D29	Morehead State*	W	83	73
J5	Georgia	L	69	82
J9	Alabama	L	79	92
J12	Florida*	L	85	95
J16	Auburn*	W	73	67
J19	South Carolina	W	60	51
J26	Georgia*	W	86	84
J30	Mississippi	L	61	73
F2	Tennessee*	L	65	67
F6	LSU*	W	68	63
F9	Florida	L	54	80
F13	Kentucky	L	59	67
F16	South Carolina*	L	43	66
F20	Mississippi State*	L	43	66
F23	Tennessee	W	67	62
F27	Kentucky*	W	86	73
M2	Arkansas	L	67	81
M7	vs. LSU (S)	L	62	69
M13	Houston* (N)	W	59	50
M15	Louisiana Tech (N)	L	68	83

%Hawaii Pacific Thanksgiving Classic, Honolulu, Hawaii  
^Gaylord Entertainment Center, Nashville, Tenn.  
(S) SEC Tournament  
(N) NIT

## 2002-03 — WON 11, LOST 18 (3-13 in SEC East/6th)

**Head Coach: Kevin Stallings**  
**Captains: Matt Freije, Russell Lakey**

N22	Southeastern La.*	W	80	58
N24	Alabama A&M*	W	68	40
N26	Georgia Southern*	W	96	60
D1	Connecticut*	L	70	76
D4	East Tennessee St.*	W	86	75
D7	Tulane*	W	66	46
D9	Indiana	L	56	73
D15	High Point*	W	81	75
D21	Michigan	L	66	70
D30	Notre Dame	L	63	76
J2	Coll. of Charleston*	W	70	53
J8	Auburn	L	59	62
J11	Alabama*	W	70	69
J14	Kentucky*	L	52	74
J18	Tennessee	L	66	71
J22	Florida	L	75	87
J29	Georgia*	W	94	91
F1	Ole Miss*	W	76	68
F5	Mississippi State	L	60	82
F8	South Carolina*	L	72	84
F12	LSU	L	60	79
F15	Georgia	L	70	83
F22	Florida* [OT]	L	74	77
F26	Arkansas*	L	50	60
M1	South Carolina	L	64	76
M5	Kentucky	L	44	106
M8	Tennessee*	L	65	70
M13	vs. Alabama (S)	W	82	69
M14	vs. Kentucky (S)	L	63	81

(S) SEC Tournament

## 2003-04 — WON 23, LOST 10 (8-8 in SEC East/T3rd)

**Head Coach: Kevin Stallings**  
**Captains: Matt Freije, Scott Hundley, Russell Lakey, Martin Schnedlitz**

N21	Belmont	W	74	59
N24	Indiana*	W	73	60
N29	UT-Martin*	W	94	60
D3	IUPUI*	W	86	68
D6	Michigan*	W	83	63
D10	Tennessee State*	W	85	64
D13	Tennessee Tech*	W	98	79
D20	Wofford*	W	90	59
D22	Appalachian State*	W	63	48
D30	Lehigh*	W	85	59
J3	TCU	W	95	60
J7	Auburn*	W	59	53
J10	Kentucky	L	63	75
J14	Tennessee	L	66	76
J17	Florida*	W	86	72
J24	Arkansas	L	62	70
J28	South Carolina*	L	55	57
J31	Kentucky*	W	66	60
F7	Florida	L	71	81
F11	Georgia*	W	61	39
F14	South Carolina	L	75	82
F18	Alabama	W	70	67
F21	LSU*	W	74	54
F25	Ole Miss	W	77	65
F28	Mississippi State*	L	69	72
M3	Tennessee*	W	61	58
M6	Georgia	L	61	71
M11	Ole Miss (S)	W	70	50
M12	Miss. State (S) [OT]	W	74	70
M13	Florida (S)	L	69	91
M19	Western Michigan (N1)	W	71	58
M21	N.C. State (N1)	W	75	73
M25	Connecticut (N2)	L	53	73

(S) SEC Tournament  
(N1) NCAA Tournament; Orlando, Fla.  
(N2) NCAA Tournament; Phoenix, Ariz

## 2004-05 — WON 20, LOST 14 (8-8 in SEC East/3rd)

**Head Coach: Kevin Stallings**  
**Captains: Jason Holwerda, Corey Smith, Dawid Przybyszewski**

N19	Toledo*	W	73	57
N21	Tennessee State*	W	87	65
N23	Cal State Northridge	W	93	75
N26	Southern Illinois%	L	53	67
N27	Arizona State%	L	68	87
D1	Austin Peay*	W	74	58
D4	Oregon-2	L	65	75
D9	Cincinnati	L	72	88
D18	TCU*	W	78	55
D20	Central Michigan*	W	86	54
D22	Appalachian State*	W	68	51
D29	Dayton*	W	90	74
J2	Louisiana-Lafayette*	W	71	44
J5	Alabama*	W	70	56
J8	Tennessee	W	88	63
J12	Kentucky	L	54	69
J15	Florida*	L	65	82
J22	Georgia	L	59	68
J26	South Carolina	L	63	68
J29	Ole Miss*	W	73	51
F2	Tennessee*	W	67	62
F5	Kentucky*	L	70	84

F7	Texas-Pan American*	W	90	54
F12	Mississippi State	L	54	60
F16	Auburn	W	67	43
F19	Arkansas*	W	79	65
F23	Florida	L	61	69
F26	Georgia*	W	65	37
M2	South Carolina*	W	75	65
M5	LSU	L	69	81
M10	Auburn (S)	L	73	77
M16	Indiana (I)	W	67	60
M21	Wichita State* (I)	W	65	63
M23	Memphis (I)	L	68	81

% Las Vegas Invitational Tournament  
(S) SEC Tournament, Atlanta, Ga.  
(I) NIT

## 2005-06 — WON 17, LOST 13 (7-9 in SEC East/4th)

**Head Coach: Kevin Stallings**  
**Captains: Dan Cage, Julian Terrell**

N16	Jacksonville State*	W	67	46
N20	Furman*	W	81	60
N22	UNC Greensboro	W	85	53
N26	Georgetown	W	68	61
N30	Oregon*	W	76	75
D10	Cincinnati*	L	83	92
D17	Alabama A&M*	W	74	58
D20	New Orleans*	W	78	72
D22	IUPUI*	W	53	45
D30	Dayton	W	63	60
J3	Georgia Tech	L	67	76
J7	Auburn*	W	74	50
J10	Kentucky	W	57	52
J14	Arkansas	L	66	78
J18	South Carolina*[OT]	L	64	66
J21	Mississippi State*	W	80	52
J28	Florida	L	58	81
F1	Tennessee	L	62	69
F4	Georgia*	L	73	74
F8	Alabama [OT]	L	74	77
F11	Kentucky*	W	84	81
F15	Florida*	L	68	73
F18	Georgia	W	72	55
F22	LSU*	L	66	77
F25	South Carolina	W	57	56
M1	Ole Miss	W	77	62
M4	Tennessee*	L	59	68
M9	Auburn (S)	W	76	71
M10	LSU (S)	L	73	92
M15	Notre Dame (I)	L	69	79

(S) SEC Tournament, Nashville, Tenn.  
(I) NIT

## 2006-07 — WON 22, LOST 12 (10-6 in SEC East/2nd)

**Head Coach: Kevin Stallings**  
**Captains: Derrick Byars, Dan Cage, Ted Skuchas**

N15	Georgetown*	L	70	86
N21	Wake Forest	L	78	88
N25	Elon*	W	81	70
N28	Furman*	L	62	70
D2	Toledo* [OT]	W	98	93
D5	ETSU*	W	104	62
D7	Lipscomb*	W	59	50
D9	Ga. Tech*	W	73	64
D16	Nicholls St.*	W	76	40
D19	UPR-Mayaguez%	W	102	59
D20	Tennessee Tech%	W	75	62
D21	App. St.* [OT]	L	79	87
D29	Alabama A&M*	W	86	47

J2	Rice	W	74	69
J6	Auburn	L	65	68
J10	Tennessee*	W	82	81
J13	Georgia	L	73	85
J17	Alabama*	W	94	73
J20	Kentucky	W	72	67
J24	LSU	W	64	53
J27	Ole Miss*	W	85	80
J31	Florida	L	64	74
F3	Georgia*	W	66	61
F10	Tennessee	L	57	84
F14	South Carolina*	W	78	68
F17	Florida*	W	83	70
F21	Mississippi State	L	70	83
F25	Kentucky*	W	67	65
F28	South Carolina [OT]	W	99	90
M3	Arkansas*	L	67	82
M9	Arkansas (S)	L	71	72
M15	G. Washington (N1)	W	77	44
M17	Wash. St. (N1) [2OT]	W	78	74
M23	Georgetown (N2)	L	65	66

(%) San Juan Shootout, San Juan, P.R.  
(S) SEC Tournament, Atlanta, Ga.  
(N1) NCAA Tournament; Sacramento, Calif.  
(N2) NCAA Tournament; East Rutherford, N.J.

## 2007-08 — WON 26, LOST 8 (10-6 in SEC East/3rd)

**Head Coach: Kevin Stallings**  
**Captains: Shan Foster, Alex Gordon, Ross Neltner**

N10	Austin Peay*+	W	81	67
N13	Toledo	W	77	70
N20	Valparaiso*+	W	87	78
N23	Utah State^	W	77	56
N24	Bradley^	W	95	86
N29	South Alabama* [2OT]	W	91	88
D1	Georgia Tech*	W	92	79
D5	Wake Forest*	W	83	80
D8	Lipscomb*	W	90	67
D12	DePaul [OT]	W	91	85
D22	Tennessee State*	W	83	74
D29	UT Martin*	W	92	85
D31	Iona*	W	97	73
J3	Rice*	W	76	58
J5	Massachusetts*	W	97	88
J9	South Carolina*	W	80	73
J12	Kentucky [2OT]	L	73	79
J17	Tennessee	L	60	80
J19	LSU	W	92	76
J27	Florida	L	64	86
J30	Ole Miss	L	58	74
F2	Auburn*	W	78	71
F6	Georgia	W	67	59
F9	South Carolina	W	66	65
F12	Kentucky*	W	93	52
F16	Florida*	W	61	58
F23	Georgia*	W	86	74
F26	Tennessee*	W	72	69
M1	Arkansas	L	73	78
M5	Mississippi State* [OT]	W	86	85
M8	Alabama [OT]	L	73	78
M13	Auburn {S}	W	93	82
M14	Arkansas {S}	L	65	81
M21	Siena {N1}	L	62	83

(+) South Padre Invitational, Nashville, Tenn.  
(^) South Padre Invitational, South Padre Island, Texas  
(S) SEC Tournament, Atlanta, Ga.  
(N1) NCAA Tournament; Tampa, Fla.



# ANNUAL RECORDS

## 2008-09 — WON 19, LOST 12 (8-8 in SEC East/5th)

**Head Coach: Kevin Stallings**  
**Captains: George Drake,**  
**Jermaine Beal**

N16	Morehead State*#	W	74	48
N20	Illinois*	L	63	69
N24	MTSU*	W	65	57
N26	Central Arkansas*#	W	83	62
N29	Drake^	W	72	57
N30	VCU^	W	71	66
D3	UIC*	L	55	74
D6	Georgia Tech	L	51	63
D10	Alabama A&M*	W	78	55
D16	South Florida\$	W	71	52
D20	Tennessee Tech*	W	83	63
D22	Furman*	W	68	49
D31	Saint Francis*	W	84	55
J3	Massachusetts	W	78	48
J10	Kentucky	L	60	70
J14	Georgia*	W	50	40
J17	Mississippi State	L	66	73
J20	Tennessee*	L	63	76
J25	Florida*	L	69	94
J28	South Carolina	L	76	86
J31	Auburn	W	82	75
F5	Alabama*	W	79	74
F7	Ole Miss*	W	71	61
F14	Tennessee	L	50	69
F17	Kentucky*	W	77	64
F21	Florida	L	68	82
F25	Georgia	L	57	61
F28	South Carolina*	W	96	83
M4	LSU	W	75	67
M8	Arkansas*	W	75	58
M12	Alabama (S)	L	75	82

(#) Cancun Challenge, Nashville, Tenn.  
(^) Cancun Challenge, Cancun, Mexico  
(\$) SEC/Big East Invitational, Nashville, Tenn.  
(S) SEC Tournament, Atlanta, Ga.

## 2009-10 — WON 24, LOST 9 (12-4 in SEC East/2nd)

**Head Coach: Kevin Stallings**  
**Captains: Jermaine Beal,**  
**A.J. Ogilvy**

N16	Lipscomb*	W	95	73
N20	Saint Mary's	W	72	70
N23	Cincinnati#	L	58	67
N24	Chaminade#	W	68	41
N25	Arizona#	W	84	72
D2	Missouri*	W	89	83
D5	DePaul*	W	67	54
D8	Illinois	L	68	79
D11	Western Kentucky^	L	69	76
D19	Tennessee State*	W	84	71
D21	Mercer*	W	99	59
D30	Manhattan*	W	86	48
J2	Southern Miss*	W	82	46
J4	MTSU*	W	73	53
J9	Florida*	W	95	87
J13	Alabama	W	65	64
J16	South Carolina	W	89	79
J23	Auburn*	W	82	74
J27	Tennessee	W	85	76
J30	Kentucky	L	72	85
F3	Mississippi State*	W	75	72
F6	Georgia	L	58	72
F9	Tennessee*	W	90	71
F13	LSU*	W	77	69

F18	Ole Miss	W	82	78
F20	Kentucky	L	56	58
F25	Georgia* (OT)	W	96	94
F27	Arkansas	W	89	72
M2	Florida	W	64	60
M6	South Carolina*	L	73	77
M12	Georgia (S)	W	78	66
M13	Mississippi State (S)	L	52	62
M18	Murray State (N1)	L	65	66

(#) 2009 EA Sports Maui Invitational, Lahaina, Hawaii  
(^) Sun Belt Challenge, Nashville, Tenn.  
(S) SEC Tournament, Nashville, Tenn.  
(N1) NCAA Tournament, San Jose, Calif.

## 2010-11 — WON 23, LOST 11 (9-7 in SEC East/3rd)

**Head Coach: Kevin Stallings**  
**Captains: Jeffery Taylor,**  
**Brad Tinsley**

N12	Presbyterian*	W	88	47
N18	Nebraska#	W	59	49
N19	West Virginia#	L	71	74
N21	North Carolina#	W	72	65
N24	Grambling State*	W	92	59
N27	Appalachian State*	W	86	73
D1	Western Kentucky*	W	82	62
D4	Belmont*	W	85	76
D8	Missouri (OT)	L	82	85
D18	S.E. Louisiana*	W	85	52
D21	MTSU	W	72	53
D29	Marquette*	W	77	76
J2	Davidson*	W	80	52
J8	South Carolina (OT)	L	75	83
J12	Georgia*	W	73	66
J15	Tennessee	L	64	67
J19	Ole Miss*	W	84	74
J22	Saint Mary's*	W	89	70
J27	Mississippi State	W	81	74
J29	Arkansas*	L	78	89
F1	Florida (OT)	L	61	65
F5	South Carolina*	W	78	60
F10	Alabama*	W	81	77
F12	Kentucky*	W	81	77
F16	Georgia	W	64	56
F19	Auburn	W	77	60
F22	Tennessee*	L	51	60
F26	LSU	W	90	69
M1	Kentucky	L	66	68
M5	Florida*	L	76	86
M10	LSU (S)	W	62	50
M11	Mississippi State (S)	W	87	81
M12	Florida (S)	L	66	77
M17	Richmond (N1)	L	66	69

(#) 2010 Honda Puerto Rico Tip-Off, San Juan, Puerto Rico  
(S) SEC Tournament, Atlanta, Ga.  
(N1) NCAA Tournament, Denver, Colo.

## 2011-12 — WON 25, LOST 11 (10-6 in SEC/3rd)

**SEC CHAMPIONS**  
**Head Coach: Kevin Stallings**  
**Captains: Festus Ezeli,**  
**John Jenkins**

N11	Oregon*	W	78	64
N13	Cleveland St.*^	L	58	71
N15	Bucknell*^	W	80	68
N19	N.C. State#	W	86	79

N21	Oregon State#	W	64	62
N25	Monmouth*	W	95	73
N28	Xavier* (OT)	L	70	82
D2	Louisville (OT)	L	60	62
D7	Davidson	W	87	83
D17	Indiana State*	L	55	61
D19	Longwood*	W	99	71
D21	Lafayette*	W	89	58
D29	Marquette	W	74	57
J2	Miami (Ohio)*	W	69	62
J7	Auburn*	W	65	35
J10	South Carolina	W	67	57
J14	Georgia*	W	77	66
J19	Alabama	W	69	59
J21	Mississippi St.* (OT)	L	77	78
J24	Tennessee*	W	65	47
J28	MTSU*	W	84	77
J31	Arkansas	L	74	82
F4	Florida	L	65	73
F8	LSU*	W	76	61
F11	Kentucky*	L	63	69
F16	Ole Miss	W	102	76
F19	Georgia	W	61	52
F22	South Carolina*	W	59	48
F25	Kentucky	L	74	83
F28	Florida*	W	77	67
M3	Tennessee	L	61	68
M9	Georgia (S)	W	63	41
M10	Ole Miss (S)	W	65	53
M11	Kentucky (S)	W	71	64
M15	Harvard (N1)	W	79	70
M16	Wisconsin (N1)	L	57	60

(^) 2011 TicketCity Legends Classic, Nashville, Tenn.  
(#) 2011 TicketCity Legends Classic, East Rutherford, N.J.  
(S) SEC Tournament, New Orleans, La.  
(N1) NCAA Tournament, Albuquerque, N.M.

## 2012-13 — WON 16, LOST 17 (8-10 in SEC/10th)

**Head Coach: Kevin Stallings**  
**Captains: Rod Odom, Kyle Fuller**

N10	Nicholls St.*	W	80	65
N16	Oregon	L	48	74
N22	Davidson^	L	62	75
N23	Marist^	L	33	50
N25	UTEP^	W	73	49
D1	Villanova#*	L	52	62
D6	Xavier (OT)	W	66	64
D15	Alabama A&M*	W	71	46
D17	Cornell*	W	66	55
D21	MTSU	L	52	56
D29	Butler*	L	49	68
J2	William & Mary*	W	64	50
J10	Kentucky*	L	58	60
J12	Arkansas	L	33	56
J15	Ole Miss* (OT)	L	79	89
J19	South Carolina	W	58	51
J23	Auburn*	W	73	61
J26	Missouri	L	59	81
J29	Tennessee	L	57	58
F2	Alabama*	L	54	58
F6	LSU	L	56	57
F9	Arkansas*	W	67	49
F13	Tennessee*	L	46	58
F16	Texas A&M*	W	63	56
F20	Kentucky	L	70	74
F23	Mississippi St.	W	72	31
F27	Georgia*	W	63	62
M2	Auburn	W	62	55

M6	Florida	L	40	66
M9	South Carolina*	W	74	64
M14	Arkansas (S)	W	75	72
M15	Kentucky (S)	W	64	48
M16	Ole Miss (S)	L	52	64

(^) 2012 Old Spice Classic, Orlando, Fla.  
(#) SEC/Big East Challenge  
(S) SEC Tournament, Nashville, Tenn.

## 2013-14 — WON 15, LOST 16 (7-11 in SEC/11th)

**Head Coach: Kevin Stallings**  
**Captains: Rod Odom**

N12	Georgia State*	W	86	80
N15	Lipscomb*	W	80	69
N19	Butler (OT)	L	77	85
N22	Providence^	L	60	67
N23	Morgan State^	W	75	66
N25	Loyola-Marymount^	W	77	68
D2	Texas#	L	64	70
D5	Marshall*	W	69	67
D17	Austin Peay*	W	58	56
D21	Georgia Tech*	W	76	63
D30	Saint Louis*	L	49	57
J4	Northeastern*	W	79	49
J7	Alabama	L	63	68
J11	Kentucky*	L	62	71
J16	Missouri*	W	78	75
J18	LSU	L	58	81
J22	Ole Miss*	L	52	63
J25	Texas A&M	W	66	55
J29	Georgia	W	59	54
F1	Mississippi St.*	W	55	49
F5	Tennessee*	W	64	60
F8	Arkansas*	L	75	77
F13	South Carolina	L	59	65
F15	Texas A&M* (OT)	W	57	54
F19	Missouri	L	64	67
F22	Auburn	W	67	59
F25	Florida*	L	54	57
M1	Tennessee	L	38	76
M6	LSU*	L	51	57
M8	Ole Miss	L	62	65
M12	Mississippi St. (S)	L	62	68

(^) 2013 ezybonds Paradise Jam, St. Thomas, U.S. Virgin Islands  
(#) Big 12/SEC Challenge  
(S) SEC Tournament, Atlanta, Ga.





# SERIES RECORDS

## Vanderbilt's Series Record Vs. All Opponents

Opponent	W	L	Opponent	W	L	Opponent	W	L	Opponent	W	L
Air Force	2	0	Elon	1	0	Michigan State	1	0	Southern Illinois	1	1
Alabama	65	67	Evansville	2	4	Middle Tennessee St.	29	5	Southern (Ky.)	1	0
Alabama A&M	6	0	Florida	64	62	Milligan	1	0	Southern Methodist	14	6
Ala.-Birmingham	4	1	Florida A&M	1	0	Minnesota	0	4	Southern Mississippi	1	1
Ala.-Huntsville	1	0	Florida State	3	1	Mississippi	74	43	Southwestern	7	0
Alaska-Anchorage	2	0	Fordham	0	1	Mississippi State	76	46	St. Bonaventure	1	0
American	1	0	Franklin (Ind.)	0	1	Miss. Valley State	1	0	St. John's (N.Y.)	1	5
Appalachian State	3	1	Furman	6	1	Missouri	4	4	St. Joseph's (Pa.)	1	0
Arizona	2	0	Georgetown	1	3	Monmouth	1	1	Stanford	0	2
Arizona State	0	3	Georgetown (Ky.)	1	0	Morehead State	4	0	Stetson	1	0
Arkansas	11	19	George Washington	2	0	Morgan State	1	0	SW Presbyterian	6	1
Arkansas-Little Rock	1	0	Georgia	90	48	Murray State	3	2	Syracuse	1	1
Arkansas State	3	0	Georgia Southern	1	0	Navy	2	2	Temple	1	2
Army	3	0	Georgia State	2	0	Nebraska	5	2	Tennessee	71	114
Auburn	85	51	Georgia Tech	40	32	New Hampshire	1	0	Tenn.-Chattanooga	13	3
Austin Peay	14	1	Grambling State	1	0	New Mexico	3	0	Tennessee-Martin	5	0
Baylor	8	1	Hampton	1	0	New Mexico State	3	0	Tennessee State	7	0
Belmont	4	0	Hardin Simmons	1	0	New Orleans	3	0	Tennessee Tech	14	5
Birmingham Southern	1	1	Harvard	2	0	New York University	1	1	Texas	4	3
Boise State	1	0	Hawaii	2	0	Nicholls State	3	0	Texas A&M	4	0
Boston College	4	4	Hendrix	1	0	North Alabama	2	0	TCU	4	1
Bowling Green	2	0	High Point	1	0	North Carolina	4	6	Texas-Pan American	1	0
Bradley	3	0	Hofstra	1	0	North Carolina A&T	2	0	Texas Tech	6	2
Brigham Young	1	0	Holy Cross	2	1	UNC-Asheville	3	0	Texas Wesleyan	1	0
Bucknell	1	0	Houston	1	1	UNC-Charlotte	0	1	Toledo	4	0
Butler	0	5	Howard	2	1	UNC Greensboro	2	0	Transylvania	1	0
Cal-L.A. (UCLA)	1	0	Illinois	3	6	North Carolina State	3	1	Tulane	23	11
Cal-St. Long Beach	1	0	Illinois Chicago	0	1	UNC-Wilmington	1	0	Tulsa	1	0
Cal-St. Northridge	1	0	Illinois State	1	0	Northeastern	1	0	Union	2	0
Cal-St. Poly Pomona	3	0	Indiana	3	6	Northwestern	4	1	Utah State	2	0
Cal-St. Poly SLO	1	0	IUPUI	2	0	Notre Dame	4	5	UTEP	1	0
Calumet	2	1	Indiana State	1	2	Ohio	1	0	Valparaiso	2	0
Campbell	1	0	Iona	2	0	Ohio State	4	3	Vermont	2	0
Carson-Newman	1	0	Iowa State	3	4	Oklahoma	2	0	Villanova	0	2
Centenary	1	0	Jacksonville	1	1	Oklahoma State	1	1	Virginia	5	1
Central (Ky.)	1	2	Jacksonville State	1	0	Oregon	5	3	Va. Commonwealth	2	0
Central Arkansas	1	0	James Madison	1	0	Oregon State	1	0	Va. Military Institute	3	0
Central Michigan	1	0	Kansas	2	2	Pennsylvania	2	1	Virginia Tech	2	5
Central (Mo.)	1	0	Kansas State	4	5	Penn State	2	1	Virginia Union	1	0
Centre	1	2	Kentucky	46	139	Pittsburg (Kansas)	0	1	Wabash	0	3
Chaminade	3	0	Lafayette	1	0	Pittsburgh	1	1	Wake Forest	5	4
Chicago	1	0	La Salle	1	0	Portland	2	0	Washington (Mo.)	1	1
Cincinnati	1	6	Lehigh	2	0	Presbyterian	1	0	Washington & Lee	2	1
The Citadel	5	0	Liberty	1	0	Princeton	4	0	Washington State	1	0
Clemson	8	5	Lipscomb	23	4	Providence	1	1	West Virginia	0	1
Cleveland State	1	1	Long Beach State	1	0	PR-Mayaguez	1	0	Western Carolina	2	0
Colgate	1	0	Longwood	1	0	Purdue	1	1	Western Kentucky	14	11
College of Charleston	2	0	Louisiana-Lafayette	2	0	Rhode Island	0	2	Western Michigan	1	0
Columbia	2	1	Louisiana State	60	51	Rice	15	3	Wichita State	1	0
Columbia Union	1	0	Louisiana Tech	1	1	Richmond	2	1	William & Mary	5	0
Connecticut	0	3	Louisville	7	9	Saint Francis	1	0	Wisconsin	0	1
Cornell	3	0	Loyola (Chicago)	0	3	Saint Louis	5	4	Wittenberg	1	2
Creighton	0	3	Loyola (New Orleans)	0	1	Saint Mary's	2	0	Wofford	4	0
Cumberland	25	3	Loyola Marymount	1	0	Samford	4	0	Wyoming	1	0
Dartmouth	2	2	Manhattan	2	0	San Francisco	1	0	Xavier (Ohio)	1	5
Davidson	4	2	Marist	0	1	Seton Hall	1	0	Yale	4	1
Dayton	4	0	Marquette	3	3	Sewanee	46	4	Others	125	89
DePaul	3	0	Marshall	1	0	Siena	0	1	<b>Total</b>	<b>1,532</b>	<b>1,072</b>
DePauw	0	1	Maryland	0	1	South Alabama	1	0			
Drake	1	1	Maryville	1	0	South Carolina	28	25			
Drury	1	0	Massachussetts	2	0	South Carolina State	1	0			
Duke	5	10	Memphis	8	6	South Florida	2	1			
East Carolina	1	0	Mercer	9	5	SE Missouri State	1	0			
East Tennessee State	8	0	Miami (Ohio)	4	1	Southeastern La.	2	0			
Eastern Kentucky	3	0	Michigan	2	6	Southern Cal (USC)	1	4			



# SERIES RESULTS

## Game-by-Game Results Against Each Opponent

### Air Force (2-0)

1983-84	W	69-52	N
1992-93	W	95-50	N

### Alabama (65-67)

1923-24	L	25-26	A
1924-25	L	22-39	A
1925-26	L	19-23	A
1929-30	L	18-36	A
1930-31	L	29-36	A
1931-32	W	39-32	A
1932-33	L	22-37	H
1933-34	L	32-38	H
1934-35	W	34-33	A
1935-36	L	30-32	H
	L	28-33	A
1936-37	W	23-19	A
	L	19-29	H
1937-38	W	39-36	A
	W	46-26	H
	W	50-26	N
1938-39	W	36-34	H
	W	41-33	N
1939-40	L	31-43	A
	L	29-32	H
1940-41	L	24-48	A
	L	28-40	H
1941-42	L	19-33	A
	L	33-37	H
1942-43	L	26-29	A
	W	31-27	H
1946-47	L	36-49	H
	L	33-38	A
1947-48	L	31-60	A
	W	58-32	H
1948-49	W	36-31	A
	W	68-42	H
1949-50	W	53-44	N
	L	44-47	A
	W	47-38	H
1950-51	W	49-35	H
1951-52	L	44-63	A
1952-53	L	80-88	H
1953-54	L	75-87	A
1954-55	W	78-57	H
1955-56	L	61-88	A
1956-57	W	61-50	H
1957-58	L	60-65	A
1958-59	W	81-59	H
1959-60	L	54-61	A
1960-61	W	77-61	A
	W	73-70	H
1961-62	W	65-63	H
	L	76-82	A
1962-63	W	74-73	H
1963-64	W	111-73	A
1964-65	W	75-54	H
1965-66	W	71-63	A
1966-67	W	84-81	A
	W	117-80	H
1967-68	W	67-61	H
	W	89-74	A
1968-69	W	76-73	H
	W	89-74	A
1969-70	W	88-85	A
	W	101-79	H
1970-71	W	93-76	H
	L	74-75	A
1971-72	L	76-79	A
	W	111-91	H

1972-73	L	77-83	H
	L	78-87	A
1973-74	W	73-72	H
	W	67-65	A
1974-75	L	77-104	A
	L	72-86	H
1975-76	L	66-83	A
	L	77-84	H
1976-77	L	82-96	A
	L	77-78	H
1977-78	L	59-66	A
	W	71-69	H
1978-79	W	75-73	A
	W	65-57	H
1979-80	L	68-90	A
	L	72-79	H
1980-81	W	93-91	H
	L	68-82	A
1981-82	L	68-79	A
	W	80-63	H
1982-83	W	81-79	A
	W	61-60	H
1983-84	W	69-67	H
	L	73-80	A
1984-85	L	77-79	A
	L	56-81	H
1985-86	L	72-85	H
	L	68-69	A
1986-87	L	71-75	A
	L	67-71	H
1987-88	W	76-60	H
	L	77-88	A
1988-89	W	73-53	H
	L	67-77	A
	L	79-83	N
1989-90	W	68-67	A
	L	56-65	H
1990-91	W	66-55	H
	L	55-66	A
1991-92	L	64-85	A
1992-93	W	76-73	H
	W	76-59	N
1993-94	L	67-73	A
1994-95	W	75-74	H
1995-96	L	71-80	A
1996-97	W	92-84	H
1997-98	W	72-69	A
	L	62-72	N
1998-99	W	81-75	H
1999-00	L	63-77	A
2000-01	W	68-62	H
	L	59-78	N
2001-02	L	79-92	A
2002-03	W	70-69	H
	W	82-69	N
2003-04	W	70-67	A
2004-05	W	70-56	H
2005-06	L	74-77	A
2006-07	W	94-73	H
2007-08	L	73-78	A
2008-09	W	79-74	H
	L	75-82	N
2009-10	W	65-64	A
2010-11	W	81-77	H
2011-12	W	69-59	A
2012-13	L	54-58	H
2013-14	L	63-68	A

### Alabama A&M (6-0)

1998-99	W	113-71	H
2002-03	W	68-40	H
2005-06	W	74-58	H

2006-07	W	86-47	H
2008-09	W	78-55	H
2012-13	W	71-46	H

### Ala.-Birmingham (4-1)

1988-89	L	69-76	A
1989-90	W	87-74	H
1992-93	W	81-63	N
1996-97	W	66-62	H
1997-98	W	85-74	A

### Ala.-Huntsville (1-0)

1996-97	W	60-47	H
---------	---	-------	---

### Alaska-Anch. (2-0)

1981-82	W	72-68	H
1989-90	W	85-81	H

### American (1-0)

2001-02	W	85-57	H
---------	---	-------	---

### Appalachian State (3-1)

2003-04	W	63-48	H
2004-05	W	68-51	H
2006-07	L	79-87	N
2010-11	W	86-73	H

### Arizona (2-0)

1956-57	W	107-76	H
2009-10	W	84-72	N

### Arizona State (0-3)

1981-82	L	53-65	N
1994-95	L	61-67	N
2004-05	L	68-87	N

### Arkansas (11-19)

1963-64	W	101-77	H
1990-91	L	70-107	H
1991-92	L	71-91	A
1992-93	W	102-89	H
1993-94	L	76-89	A
1994-95	L	94-97	H
	L	72-73	N
1995-96	W	80-73	A
1996-97	W	87-83	H
1997-98	L	83-93	A
1998-99	W	73-69	H
1999-00	L	63-78	A
2000-01	W	81-64	H
2001-02	L	67-81	A
2002-03	L	50-60	H
2003-04	L	62-70	A
2004-05	W	79-65	H
2005-06	L	66-78	A
2006-07	L	67-82	H
	L	71-72	N
2007-08	L	73-78	A
	L	75-81	N
2008-09	W	75-58	H
2009-10	W	89-72	A
2010-11	L	78-89	H
2011-12	L	74-82	A
2012-13	L	33-56	A
	W	67-49	H
	W	75-72	N
2013-14	L	75-77	H

### Ark. -Little Rock (1-0)

1995-96	W	86-80	H
---------	---	-------	---

### Arkansas State (3-0)

1959-60	W	98-66	H
1963-64	W	108-73	H
1975-76	W	81-65	H

### Army (3-0)

1961-62	W	67-52	H
1965-66	W	71-62	N
1998-99	W	92-41	H

### Auburn (85-51)

1920-21	L	7-27	H
1926-27	W	39-35	H
1927-28	L	28-62	A
1929-30	W	29-27	A
1930-31	W	36-26	A
	L	25-42	A
1931-32	L	23-36	H
	L	23-38	A
1932-33	W	25-24	H
	W	21-20	A
1933-34	W	31-22	H
	W	48-33	A
1934-35	W	37-27	H
	W	41-24	H
	W	37-25	A
1935-36	W	47-27	H
	W	37-32	A
1938-39	W	49-42	H
1939-40	W	51-45	H
	W	50-46	A
1940-41	L	44-45	A
	W	47-39	H
1941-42	L	33-35	A
	L	45-50	H
	L	34-36	N
1942-43	W	54-39	H
	W	48-43	A
1946-47	W	38-37	A
	W	59-58	H
1947-48	L	41-46	A
	W	55-47	H
1948-49	L	46-48	A
	W	52-42	H
1949-50	W	58-47	A
	W	63-51	H
1950-51	W	61-51	H
1951-52	W	73-61	A
1952-53	L	66-71	H
1953-54	W	96-48	H
	L	73-76	A
1954-55	W	79-74	H
1955-56	L	65-74	A
1956-57	W	83-78	H
1957-58	L	69-77	A
1958-59	L	61-64	H
1959-60	L	54-55	A
1960-61	W	58-53	H
1961-62	L	68-89	A
1962-63	L	59-62	H
1963-64	L	63-81	A
1964-65	W	105-77	H
	W	79-64	A
1965-66	W	68-63	H
	W	91-76	A
1966-67	L	51-64	A
	W	71-65	H
1967-68	W	78-65	H
	W	74-65	A
1968-69	L	79-92	H
	L	75-85	A

1969-70	L	75-84	H
	W	92-74	A
1970-71	W	107-86	H
	L	94-96	A
1971-72	W	85-77	H
	W	93-87	A
1972-73	L	77-81	A
	W	98-70	H
1973-74	W	96-51	H
	W	89-79	A
1974-75	L	89-93	A
	W	85-78	H
1975-76	W	71-59	A
	W	80-72	H
1976-77	L	69-74	A
	L	71-76	H
1977-78	L	61-74	A
	W	91-78	H
1978-79	W	57-55	A
	W	66-59	H
	L	53-59	N
1979-80	W	66-57	H
	W	77-73	A
1980-81	W	97-81	A
	L	55-69	H
1981-82	W	78-69	H
	W	71-60	A
1982-83	W	64-62	H
	L	71-72	A
1983-84	W	73-71	A
	L	67-73	H
	L	58-59	N
1984-85	L	80-86	H
	L	58-84	A
1985-86	L	70-97	A
	L	65-79	H
1986-87	W	91-75	H
	L	83-91	A
1987-88	W	75-71	A
	L	68-81	H
1988-89	W	93-77	H
	W	77-62	A
1989-90	L	79-82	A
	L	74-87	H
1990-91	W	80-59	A
	W	90-70	H
1991-92	W	89-83	H
1992-93	W	73-70	A
1993-94	W	84-60	H
	L	56-81	N
1994-95	W	77-59	A
1995-96	W	76-62	H
	L	65-68	N
1996-97	W	75-61	





# SERIES RESULTS

## Game-by-Game Results Against Each Opponent

1977-78	L 65-67 A	2011-12	L 66-77 N	1958-59	W 69-66 A	1995-96	W 83-77 H	1937-38	L 30-40 H
	W 59-57 H		L 65-73 A		W 78-50 H		W 66-62 H		L 25-59 A
1978-79	W 57-56 A		W 77-67 H	1959-60	W 79-67 H		L 68-77 A		L 35-40 H
	L 87-90 H	2012-13	L 40-66 A		W 80-75 A	1996-97	L 53-61 H		L 18-50 N
1979-80	W 105-85 H	2013-14	L 54-57 H	1960-61	W 87-76 H		W 86-80 A	1938-39	L 24-30 A
	L 71-72 N			1961-62	L 69-71 A	1997-98	W 68-64 A		W 49-42 H
	W 74-71 A	<b>Florida A&amp;M (1-0)</b>		1962-63	W 82-64 H		L 62-81 H	1939-40	L 43-49 A
1980-81	W 72-70 A	1998-99	W 83-72 H	1963-64	L 69-81 A		L 65-79 N		L 39-57 A
	W 73-64 H	<b>Florida State (3-1)</b>		1964-65	W 75-62 A	1998-99	L 63-70 A	1940-41	L 48-55 A
1981-82	W 51-48 H	1960-61	W 75-55 H		W 89-72 H		L 67-82 H		W 54-41 H
	W 47-46 N	1986-87	W 109-92 H	1965-66	W 77-63 A	1999-00	W 67-58 A	1941-42	W 39-32 A
	W 81-67 A	1999-00	L 65-70 A		W 117-97 H		W 101-89 H		L 27-35 H
1982-83	W 69-58 H	2000-01	W 72-60 H	1966-67	W 51-41 A	2000-01	L 73-82 H	1942-43	L 29-43 A
	L 54-61 A				W 71-61 H		L 68-70 A		W 52-28 H
1983-84	L 59-73 A	<b>Fordham (0-1)</b>		1967-68	W 82-77 H	2001-02	L 69-82 A	1943-44	L 51-63 N
	L 63-71 H	1990-91	L 65-66 H		L 77-91 A		W 86-84 H	1950-51	W 65-47 H
1984-85	L 64-68 H	<b>Franklin (Ind.) (0-1)</b>		1968-69	L 80-102 A	2002-03	W 94-91 H		W 69-67 A
	L 66-78 A	1924-25	L 23-49 A		L 83-90 H		L 70-83 A	1951-52	W 92-67 H
1985-86	L 55-86 A	<b>Furman (6-1)</b>		1969-70	L 68-72 H	2003-04	W 61-39 H		W 83-58 A
	W 60-59 H	1962-63	W 69-68 N		L 90-94 A		L 61-71 A	1952-53	W 72-60 H
1986-87	L 81-85 A	1995-96	W 87-63 H	1970-71	W 76-69 A	2004-05	L 59-68 A		L 79-85 A
	W 84-76 H	1997-98	W 102-55 H		W 74-60 H		W 65-37 H	1953-54	W 65-55 A
1987-88	W 92-65 H	2000-01	W 78-64 H	1971-72	W 80-76 H	2005-06	L 73-74 H		W 84-65 H
	L 65-81 A	2005-06	W 81-60 H		L 91-98 A		W 72-55 A	1954-55	W 71-69 A
1988-89	L 78-81 H	2006-07	L 62-70 H	1972-73	W 89-86 A	2006-07	L 73-85 A		W 83-63 H
	L 80-83 A	2008-09	W 68-49 H		W 87-52 H		W 66-61 H	1955-56	W 72-59 A
1989-90	W 71-64 A			1973-74	W 91-71 A	2007-08	W 67-59 A		W 67-64 H
	W 67-54 H	<b>Georgetown (1-3)</b>			W 83-78 H		W 86-74 H	1956-57	W 81-73 A
	W 68-58 N	1990-91	L 60-70 N	1974-75	W 102-80 H	2008-09	W 50-40 H		W 93-74 H
1990-91	W 60-57 A	2005-06	W 68-61 A		W 81-78 A		L 57-61 A	1957-58	L 60-81 A
	W 82-68 H	2006-07	L 70-83 H	1975-76	W 95-85 H	2009-10	L 58-72 A		W 60-59 H
1991-92	L 55-75 A		L 65-66 N		W 71-69 A		W 96-94 H	1958-59	L 61-80 A
	W 82-76 H	<b>Georgetown (Ky.) (1-0)</b>		1976-77	W 72-69 H		W 78-66 N		L 67-71 H
1992-93	L 61-62 A	1909-10	W 45-34 A		W 74-71 A	2010-11	W 73-66 H	1959-60	L 66-74 A
	W 82-64 H			1977-78	W 64-56 H		W 64-56 A		W 62-57 H
1993-94	L 66-75 A	<b>Geo. Washington (2-0)</b>			L 62-64 A	2011-12	W 77-66 H	1960-61	W 69-56 A
	W 82-78 H	1990-91	W 76-74 N	1978-79	W 78-76 H		W 61-52 A		W 79-59 H
1994-95	L 62-72 A	2006-07	W 77-44 N		L 60-63 A	2012-13	W 63-41 N	1961-62	L 66-71 A
	L 58-69 H			1979-80	L 66-88 A	2013-14	W 63-62 H		W 88-74 H
1995-96	L 55-77 A	<b>Georgia (90-48)</b>			W 70-69 H		W 59-54 A	1962-63	L 62-67 A
	W 70-56 H	1913-14	L 32-41 A	1980-81	W 70-55 H	<b>Ga. Southern (1-0)</b>			W 75-74 H
1996-97	W 74-63 A	1914-15	L 35-48 H		L 72-80 A	2002-03	W 96-60 H	1963-64	L 71-75 A
	W 79-72 H	1916-17	L 11-31 H	1981-82	L 53-76 A				W 103-89 H
1997-98	L 69-85 A	1919-20	W 40-18 H		L 57-68 H	<b>Georgia State (2-0)</b>		1993-94	L 77-86 N
	W 73-56 H	1920-21	L 17-33 H	1982-83	L 61-86 A	1979-80	W 65-53 A		L 67-76 A
1998-99	L 59-90 A	1921-22	L 26-27 N		W 71-70 H	2013-14	W 86-80 H	2005-06	L 67-76 A
	W 71-70 H	1922-23	W 25-16 H	1983-84	W 81-74 H			2006-07	W 73-64 H
1999-00	W 87-77 H	1924-25	W 41-34 A		L 71-98 A	<b>Georgia Tech (40-32)</b>		2007-08	W 92-79 H
	L 63-89 A	1926-27	W 46-44 N	1984-85	L 73-80 A	1913-14	W 55-41 A	2008-09	L 51-63 A
2000-01	W 63-61 A	1933-34	W 46-29 N		W 69-68 H	1919-20	W 39-21 A	2013-14	W 76-63 H
	L 62-72 H	1940-41	W 50-44 A	1985-86	W 77-71 H		W 32-3 H	<b>Grambling State (1-0)</b>	
2001-02	L 85-95 H	1941-42	W 58-38 H		L 70-101 A	1924-25	W 37-26 A	2010-11	W 92-59 H
	L 54-80 A	1942-43	W 39-35 A	1986-87	L 53-76 A	1925-26	W 27-24 A	<b>Hampton (1-0)</b>	
2002-03	L 75-87 A	1945-46	W 44-41 H		L 59-75 H	1926-27	L 29-36 A	2001-02	W 100-85 N
	L 74-77 H	1950-51	W 69-57 H	1987-88	W 92-77 H	1927-28	L 31-41 A	<b>Hardin-Simmons (1-0)</b>	
2003-04	W 86-72 H	1951-52	W 73-51 A		W 77-71 A	1928-29	L 28-40 A	1958-59	W 80-52 H
	L 71-81 A	1952-53	W 61-49 N	1988-89	W 76-75 H	1929-30	L 15-40 A	<b>Harvard (2-0)</b>	
	L 69-91 N	1953-54	W 97-66 H		W 85-72 A		L 25-46 A	1993-94	W 74-58 H
2004-05	L 65-82 H	1954-55	W 83-67 A	1989-90	L 81-108 A	1930-31	L 37-41 A	2011-12	W 79-70 N
	L 61-69 A	1955-56	W 85-61 H		L 66-67 H		L 35-44 A	<b>Hawaii (2-0)</b>	
2005-06	L 58-81 A	1956-57	W 75-51 H	1990-91	W 78-74 N	1931-32	W 45-32 A	1987-88	W 91-62 H
	L 68-73 H	1957-58	W 74-64 H		L 66-67 H	1932-33	L 27-45 A	1990-91	W 74-70 N
2006-07	L 64-74 A			1991-92	W 75-74 H	1933-34	W 38-27 H	<b>Hendrix (1-0)</b>	
	W 83-70 H				L 59-72 A		W 24-22 H	1922-23	W 26-14 A
2007-08	L 64-86 A				L 72-80 N	1934-35	W 38-30 A	<b>High Point (1-0)</b>	
	W 61-58 H			1992-93	W 70-72 A		W 33-32 A	2002-03	W 81-75 H
2008-09	L 69-94 H				W 86-67 H	1935-36	W 53-25 H		
	L 68-82 A			1993-94	W 78-66 H		W 43-22 H		
2009-10	W 95-87 H				W 87-83 A		W 42-40 A		
	W 64-60 A			1994-95	W 71-67 A		W 37-42 N		
2010-11	L 61-65 A				W 67-57 H		L 37-42 N		
	L 76-86 H				L 62-65 A	1936-37	L 27-39 A		



# SERIES RESULTS

## Game-by-Game Results Against Each Opponent

<b>Hofstra (1-0)</b> 1999-00 W 74-46 H	<b>Jacksonville State (1-0)</b> 2005-06 W 67-46 H	1970-71 L 86-90 A L 92-102 A	2004-05 W 66-60 H L 54-69 A	<b>LSU (60-51)</b> 1922-23 W 36-10 N 1925-26 L 23-24 A	
<b>Holy Cross (2-1)</b> 1950-51 L 62-64 A 1975-76 W 106-91 H 1991-92 W 76-72 H	<b>James Madison (1-0)</b> 2000-01 W 84-70 H	1971-72 L 80-106 A L 80-85 H	2005-06 W 57-52 A W 84-81 H	1932-33 W 54-34 H W 52-26 H	
<b>Houston (1-1)</b> 1986-87 L 72-73 N 2001-02 W 59-50 H	<b>Kansas (2-2)</b> 1972-73 W 72-64 A 1973-74 W 83-72 H 1987-88 L 64-77 N 1997-98 L 82-89 N	1972-73 W 76-75 H W 83-76 A	2006-07 W 72-67 A W 67-65 H	1934-35 L 41-56 A L 31-40 A	
<b>Howard (2-1)</b> 1901-02 L 23-33 A W 29-19 A 1902-03 W 25-11 A	<b>Kansas State (4-5)</b> 1968-69 W 92-80 H 1969-70 L 78-91 A 1970-71 L 74-72 H 1976-77 L 66-89 A 1977-78 L 55-69 H 1986-87 W 79-72 H 1988-89 L 62-71 A 1989-90 W 91-81 H 1993-94 W 82-76 N	1973-74 W 82-65 A W 71-69 H	2007-08 L 73-79 A W 93-52 H	1940-41 W 63-49 N 1946-47 L 52-62 N	
<b>Illinois (3-6)</b> 1970-71 L 79-96 A 1971-72 W 95-92 H 1982-83 W 58-47 N L 77-79 A 1983-84 L 55-69 H 1992-93 L 77-93 N 1992-93 W 85-68 N 2008-09 L 63-69 H 2009-10 L 68-79 A	<b>Kentucky (46-139)</b> 1911-12 L 17-28 A L 18-22 A 1947-48 L 51-82 H L 43-79 A 1948-49 L 50-72 H L 37-70 A 1949-50 L 54-58 H L 66-70 A 1950-51 L 49-74 H L 57-89 A W 61-57 N 1951-52 L 51-88 H L 45-75 A 1953-54 L 63-85 H L 64-100 A 1954-55 L 71-75 H L 59-71 A 1955-56 W 81-73 H L 55-76 A 1956-57 L 83-91 H L 78-80 A 1957-58 L 81-86 H L 61-65 A 1958-59 W 75-66 H L 71-83 A 1959-60 L 59-76 H L 60-68 A 1960-61 W 64-62 H L 59-60 A L 67-88 N 1961-62 L 68-77 H L 80-87 A 1962-63 L 82-106 H W 69-67 A 1963-64 W 85-83 H L 73-104 A 1964-65 W 97-79 A W 91-90 H 1965-66 L 83-96 A L 90-105 H 1966-67 W 91-89 A W 110-94 H 1967-68 L 78-94 H L 80-85 A 1968-69 L 89-103 A W 101-99 H 1969-70 W 89-81 H	1974-75 L 90-91 H L 84-109 A 1975-76 L 76-77 A W 69-65 H 1976-77 L 62-64 H L 73-113 A 1977-78 L 59-72 A L 68-78 H 1978-79 W 68-58 H L 70-96 A 1979-80 L 90-106 A L 73-91 H 1980-81 L 64-78 H L 48-80 A W 60-55 N 1981-82 L 58-67 A L 69-73 H 1982-83 L 77-82 H L 63-82 A 1983-84 L 46-67 A L 54-58 H 1984-85 L 58-75 A L 62-68 H 1985-86 L 71-80 H L 65-73 A 1986-87 L 65-71 H L 54-65 A 1987-88 W 83-66 H L 61-70 A 1988-89 W 81-51 H W 77-63 N 1989-90 W 92-85 H L 73-100 A 1990-91 L 50-58 A W 98-87 H 1991-92 L 71-84 H L 56-80 A L 57-76 N 1992-93 W 101-86 H L 67-82 A 1993-94 L 82-107 A L 69-77 H 1994-95 L 68-81 A L 60-71 H 1995-96 L 81-120 H L 63-101 A 1996-97 L 46-58 A L 79-82 H 1997-98 L 71-62 A L 63-61 H 1998-99 L 57-73 H L 63-88 A 1999-00 L 52-72 A L 73-81 H 2000-01 L 75-86 A L 74-79 H 2001-02 L 59-67 A W 86-73 H 2002-03 L 52-74 H L 44-106 A L 63-81 N 2003-04 L 63-75 A	2008-09 L 60-70 A W 77-64 H 2009-10 L 72-85 A L 56-58 H 2010-11 W 81-77 H L 66-68 A 2011-12 L 63-69 H L 74-83 A W 71-64 N 2012-13 L 58-60 H L 70-74 A W 64-48 N 2013-14 L 62-71 H	2009-10 L 72-85 A L 56-58 H 2010-11 W 81-77 H L 66-68 A 2011-12 L 63-69 H L 74-83 A W 71-64 N 2012-13 L 58-60 H L 70-74 A W 64-48 N 2013-14 L 62-71 H	1944-41 W 61-51 H 1945-42 L 54-56 A 1946-43 L 54-56 A 1947-44 W 61-51 H 1948-45 W 61-51 H 1949-46 W 61-51 H 1950-47 W 61-51 H 1951-48 W 61-51 H 1952-49 W 61-51 H 1953-50 W 61-51 H 1954-51 W 61-51 H 1955-52 W 61-51 H 1956-53 W 61-51 H 1957-54 W 61-51 H 1958-55 W 61-51 H 1959-56 W 61-51 H 1960-57 W 61-51 H 1961-58 W 61-51 H 1962-59 W 61-51 H 1963-60 W 61-51 H 1964-61 W 61-51 H 1965-62 W 61-51 H 1966-63 W 61-51 H 1967-64 W 61-51 H 1968-65 W 61-51 H 1969-66 W 61-51 H 1970-67 W 61-51 H 1971-68 W 61-51 H 1972-69 W 61-51 H 1973-70 W 61-51 H 1974-71 W 61-51 H 1975-72 W 61-51 H 1976-73 W 61-51 H 1977-74 W 61-51 H 1978-75 W 61-51 H 1979-76 W 61-51 H 1980-77 W 61-51 H 1981-78 W 61-51 H 1982-79 W 61-51 H 1983-80 W 61-51 H 1984-81 W 61-51 H 1985-82 W 61-51 H 1986-83 W 61-51 H 1987-84 W 61-51 H 1988-85 W 61-51 H 1989-86 W 61-51 H 1990-87 W 61-51 H 1991-88 W 61-51 H 1992-89 W 61-51 H 1993-90 W 61-51 H 1994-91 W 61-51 H 1995-92 W 61-51 H 1996-93 W 61-51 H 1997-94 W 61-51 H 1998-95 W 61-51 H 1999-96 W 61-51 H 2000-97 W 61-51 H 2001-98 W 61-51 H 2002-99 W 61-51 H 2003-00 W 61-51 H
<b>Illinois-Chicago (0-1)</b> 2008-09 L 55-74 H			<b>Lafayette (1-0)</b> 2011-12 W 89-58 H	1950-51 W 69-61 A W 75-63 N 1951-52 W 58-47 H 1952-53 L 61-74 A 1953-54 L 69-82 H 1954-55 L 59-66 A 1955-56 W 107-68 H 1956-57 W 78-66 A 1957-58 W 78-60 H 1958-59 W 72-57 A 1959-60 W 80-68 H 1960-61 L 61-65 A 1961-62 W 70-67 H 1962-63 L 56-63 A 1963-64 W 66-64 H 1964-65 W 96-85 A W 106-69 H 1965-66 W 98-66 H W 102-84 A 1966-67 W 79-77 A W 75-66 H 1967-68 W 99-91 A W 115-86 A 1968-69 W 94-92 H W 85-83 A 1969-70 L 86-109 A L 89-99 H 1970-71 W 81-75 A L 85-87 H 1971-72 W 80-73 A W 104-83 H 1972-73 W 71-66 A W 82-72 H 1973-74 L 81-84 A W 91-88 H 1974-75 W 91-82 H W 83-74 A 1975-76 W 103-90 H L 75-89 A 1976-77 W 68-67 H L 74-95 A 1977-78 L 55-77 H L 73-80 A 1978-79 W 88-87 H L 71-92 A 1979-80 W 77-66 H L 81-83 A 1980-81 L 61-77 A L 81-86 H 1981-82 L 73-80 H L 70-78 A 1982-83 W 67-65 H L 53-66 A 1983-84 L 66-73 A W 74-68 H 1984-85 L 68-69 H L 55-64 A 1985-86 L 67-84 A L 68-74 H	
<b>Illinois State (1-0)</b> 1993-94 W 92-75 H			<b>LaSalle (1-0)</b> 1966-67 W 100-95 N		
<b>Indiana (3-6)</b> 1934-35 L 30-39 A 1935-36 L 18-56 A 1986-87 W 79-75 H 1987-88 L 61-63 A 1990-91 L 73-84 H 1991-92 L 51-88 A 2002-03 L 56-73 A 2003-04 W 73-60 H 2004-05 W 67-60 A			<b>Lehigh (2-0)</b> 1987-88 W 102-91 H 2003-04 W 85-59 H		
<b>IUPUI (2-0)</b> 2003-04 W 86-68 H 2005-06 W 53-45 H			<b>Liberty (1-0)</b> 2001-02 W 96-61 H		
<b>Indiana State (1-2)</b> 1981-82 W 72-66 H 1984-85 L 77-88 A 2011-12 L 55-61 H			<b>Lipscomb (23-4)</b> 1938-39 W 42-31 H L 33-40 A 1939-40 L 44-50 H L 41-44 A 1940-41 W 57-42 H 1941-42 W 59-29 H 1942-43 W 41-28 A 1943-44 W 50-45 H W 40-35 A 1944-45 W 65-35 A W 60-34 A 1947-48 W 57-43 H W 57-37 A 1948-49 W 65-41 A W 57-37 H 1949-50 W 62-39 A W 66-42 H 1950-51 W 71-69 H L 57-59 A 1951-52 W 78-63 H W 80-69 A 1952-53 W 92-66 H 1954-55 W 88-61 H 2006-07 W 59-50 H 2007-08 W 90-67 H 2009-10 W 95-73 H 2013-14 W 80-69 H		
<b>Iona (2-0)</b> 1980-81 W 92-56 N 2007-08 W 97-73 H			<b>Longwood (1-0)</b> 2011-12 W 99-71 H		
<b>Iowa State (3-4)</b> 1935-36 L 28-38 H 1955-56 L 76-87 A 1975-76 W 105-80 A 1976-77 W 69-68 H 1980-81 W 97-87 H 1983-84 L 72-73 A 1985-86 L 79-80 H			<b>La.-Lafayette (2-0)</b> 1966-67 W 101-68 H 2004-05 W 77-44 H		
<b>Jacksonville (1-1)</b> 1974-75 L 104-107 N 1986-87 W 74-72 H					







# SERIES RESULTS

## Game-by-Game Results Against Each Opponent

### Sewanee (46-4)

1908-09	W	28-19	H
1909-10	W	61-10	H
1910-11	W	54-5	H
1912-13	W	41-13	H
1926-27	W	53-18	H
	W	31-18	A
1927-28	W	33-26	A
1928-29	W	45-31	A
	W	29-23	A
1929-30	L	15-36	A
	L	35-40	A
1930-31	W	35-17	A
	W	52-32	A
1931-32	W	30-22	A
	W	32-21	H
1932-33	W	25-19	H
	W	41-25	A
1933-34	W	60-28	A
	W	40-27	H
1934-35	W	47-20	A
	W	62-32	H
1935-36	W	45-27	H
	W	40-16	A
1936-37	W	46-26	A
	W	43-38	H
1937-38	L	28-32	H
	W	41-35	A
1938-39	W	37-30	A
	W	70-42	H
1939-40	W	52-39	H
	W	31-28	A
1940-41	W	42-28	A
	W	46-24	H
1941-42	W	50-34	H
	W	50-20	A
1944-45	W	51-46	H
	L	38-51	A
1946-47	W	51-30	H
	W	60-37	A
1950-51	W	63-44	H
1951-52	W	86-63	A
1953-54	W	76-59	H
1954-55	W	88-48	H
1955-56	W	84-45	H
1956-57	W	87-45	H
1957-58	W	91-53	H
1958-59	W	71-42	H
1959-60	W	87-68	H
1960-61	W	80-57	H
1961-62	W	76-43	H

### Siena (0-1)

2007-08	L	83-62	N
---------	---	-------	---

### South Alabama (1-0)

2007-08	W	91-88	H
---------	---	-------	---

### South Carolina (28-25)

1926-27	W	31-25	N
1932-33	W	31-29	A
1959-60	W	85-73	H
1963-64	W	106-78	H
1982-83	L	71-85	A
1983-84	W	69-63	H
1986-87	L	91-96	N
1991-92	W	79-75	H
	L	68-77	A
1992-93	W	76-72	H
	W	77-73	A
1993-94	W	97-83	H

1994-95	W	96-91	A
	L	74-76	H
1995-96	W	91-83	A
	L	83-87	A
	W	107-97	H
	L	70-80	N
1996-97	L	64-65	H
	L	53-74	A
1997-98	L	70-71	A
	L	61-65	H
1998-99	W	77-66	H
	L	57-69	A
1999-00	L	71-72	H
	W	61-60	A
2000-01	L	65-70	H
	L	49-57	A
2001-02	L	43-66	H
	W	60-51	A
2002-03	L	72-84	H
	L	64-76	A
2003-04	L	55-57	H
	L	75-82	A
2004-05	L	63-68	A
	W	76-65	H
2005-06	L	64-66	H
	W	57-56	A
2006-07	W	78-68	H
	W	99-90	A
2007-08	W	80-73	H
	W	66-65	A
2008-09	L	76-86	A
	W	96-83	H
2009-10	W	89-79	A
	L	73-77	H
2010-11	L	75-83	A
	W	78-60	H
2011-12	W	67-57	A
	W	59-48	H
2012-13	W	58-51	A
	W	74-64	H
2013-14	L	59-65	A

### So. Carolina St. (1-0)

2000-01	W	65-60	H
---------	---	-------	---

### South Florida (2-1)

1983-84	W	58-44	H
1985-86	L	65-66	N
2008-09	W	71-52	N

### SE Missouri St. (1-0)

2001-02	W	76-71	H
---------	---	-------	---

### Southeastern La. (2-0)

2002-03	W	80-58	H
2010-11	W	85-52	H

### Southern Cal. (1-4)

1965-66	L	72-74	H
1968-69	W	85-75	H
1969-70	L	89-108	A
1974-75	L	93-98	N
1975-76	L	72-77	H

### Southern Illinois (1-1)

1974-75	W	79-72	H
2004-05	L	53-67	N

### Southern (Ky.) (1-0)

1907-08	W	28-15	A
---------	---	-------	---

### SMU (14-6)

1953-54	W	72-65	H
1957-58	L	58-72	A
1958-59	L	72-80	A
1959-60	L	67-86	A
1960-61	W	76-64	H
1961-62	L	73-91	A
1962-63	W	69-62	H
1963-64	W	79-60	A
1964-65	W	99-67	H
1966-67	W	89-76	H
1967-68	W	88-84	H
1968-69	W	97-94	H
1969-70	W	104-99	H
1971-72	L	79-81	A
1978-79	L	64-68	A
1979-80	W	88-77	H
1989-90	W	65-60	A
1990-91	W	68-65	H
1991-92	W	67-55	A
1992-93	W	95-86	H

### Southern Miss. (1-1)

1986-87	L	88-95	H
2009-10	W	82-46	H

### Southwestern (7-0)

1944-45	W	59-40	A
	W	66-48	H
1945-46	W	38-20	A
1946-47	W	64-39	H
1947-48	W	64-40	A
	W	61-47	H
1957-58	W	98-48	H

### St. Bonaventure (1-0)

1997-98	W	73-61	H
---------	---	-------	---

### St. John's (N.Y.) (1-5)

1951-52	L	54-69	A
1970-71	L	81-85	H
1971-72	L	81-98	A
1974-75	W	73-53	H
1976-77	L	53-63	A
1977-78	L	54-59	H

### St. Joseph's (1-0)

2000-01	W	78-76	H
---------	---	-------	---

### Stanford (0-2)

1954-55	L	64-72	H
1988-89	L	68-89	H

### Stetson (1-0)

1999-00	W	94-62	H
---------	---	-------	---

### SW Presbyterian (6-1)

1906-07	W	27-15	H
1907-08	L	10-20	A
1908-09	W	56-19	H
1914-15	W	85-20	H
1917-18	W	79-16	A
1920-21	W	40-27	H
1921-22	W	36-24	H

### Syracuse (1-1)

1965-66	W	113-98	H
1993-94	L	62-78	N

### Temple (1-2)

1949-50	L	35-55	A
	W	49-45	N
1992-93	L	59-67	N

### Tennessee (71-114)

1921-22	L	5-20	A
	L	15-16	A
1922-23	W	28-25	A
1923-24	L	23-36	A
1924-25	W	27-18	A
1925-26	L	32-38	A
1926-27	W	35-25	H
1927-28	W	28-26	A
1928-29	L	22-26	A
1929-30	L	21-23	A
	L	33-38	A
1930-31	W	41-40	A
	L	34-37	A
1931-32	L	25-27	A
	L	22-27	A
1932-33	W	37-32	H
	L	27-35	A
1933-34	W	31-26	H
	L	34-45	A
1934-35	L	29-39	H
	L	37-39	A
1935-36	W	33-30	H
	L	33-34	A
1936-37	L	30-50	H
	L	28-34	A
1937-38	L	30-37	H
	L	26-38	A
1938-39	L	31-33	A
	W	56-38	H
1939-40	L	36-39	N
	L	23-29	A
1940-41	L	31-34	H
	L	36-37	H
1941-42	L	25-46	A
	L	33-34	H
1942-43	W	30-27	H
	L	22-44	A
	L	31-41	N
1945-46	L	33-55	H
	L	32-42	A
	L	32-46	N
1946-47	L	47-54	H
	L	21-56	A
1947-48	L	48-63	H
	L	53-72	A
1948-49	L	51-53	H
	L	64-67	A
1949-50	W	67-52	A
	W	50-44	H
	L	44-50	N
1950-51	W	58-57	H
	L	59-61	A
	W	88-52	N
1951-52	W	80-60	H
	L	50-68	A
1952-53	W	77-69	H
	L	79-83	A
	W	85-64	H
1953-54	L	53-62	A
	L	76-80	H
1954-55	W	73-69	A
	W	76-71	H
1955-56	W	84-57	A
	W	96-68	H

1956-57	W	71-68	A
	W	69-62	H
1957-58	L	55-67	A
	W	83-70	H
1958-59	L	60-65	A
	W	76-60	H
1959-60	L	60-72	A
	W	63-53	H
1960-61	W	68-66	A
	W	76-60	H
1961-62	L	83-85	A
	W	97-76	H
1962-63	W	68-50	A
	W	74-72	H
1963-64	L	55-57	A
	L	62-64	H
1964-65	W	77-72	H
	L	66-79	A
1965-66	W	53-50	A
	W	53-52	H
1966-67	W	65-59	H
	L	53-70	A
1967-68	L	62-64	A
	W	75-63	H
1968-69	L	61-65	A
	L	60-70	H
1969-70	L	72-77	H
	L	76-83	A
1970-71	W	65-60	A
	L	69-79	H
1971-72	L	75-81	H
	L	74-87	A
1972-73	L	62-72	A
	W	86-74	H
1973-74	W	82-65	A
	L	53-59	H
1974-75	L	61-65	H
	L	71-75	A
1975-76	W	77-66	H
	L	59-73	A
1976-77	L	69-73	H
	L	55-65	A
1977-78	W	56-55	H
	L	46-59	A
1978-79	L	70-71	H
	L	78-83	A
1979-80	L	63-71	A
	L	48-51	H
1980-81	L	66-72	H
	L	72-79	A
1981-82	L	69-71	A
	L	55-59	H
	L	54-57	N
1982-83	W	61-60	A
	W	69-68	H
1983-84	L	69-76	H
	L		





# SERIES RESULTS

## Game-by-Game Results Against Each Opponent

1990-91	W	108-68	H	2007-08	W	92-85	H	<b>Toledo (4-0)</b>	1989-90	W	68-64	H	1939-40	L	25-36	H									
	L	73-85	A					1970-71	W	92-76	N	1990-91	L	56-70	A	1945-46	L	32-45	H						
1991-92	L	75-91	A	<b>Tenn. State (7-0)</b>	2004-05	W	73-57	H	1994-95	W	70-65	H	1962-63	W	71-69	H	1963-64	W	82-60	A					
	W	89-84	H	1973-74	W	67-66	H	2006-07	W	98-93	W	1995-96	W	61-48	A	1964-65	W	94-79	H	1965-66	W	72-69	H		
1992-93	W	82-65	A	1995-96	W	93-74	H	2007-08	W	77-70	A	<b>VCU (2-0)</b>	1986-87	W	75-67	N	1966-67	W	76-70	A	1972-73	W	103-88	H	
	W	90-82	H	1997-98	W	94-64	H					2008-09	W	71-66	N	1980-81	W	78-76	N	1999-00	W	101-77	H		
1993-94	W	85-73	H	2003-04	W	85-64	H	<b>Transylvania (1-0)</b>	1917-18	W	21-12	A	<b>VMI (3-0)</b>	1957-58	W	105-74	H	2000-01	W	70-66	A	2001-02	W	80-75	H
	W	84-67	A	2004-05	W	87-65	H	1920-21	W	32-13	H	1963-64	W	87-71	H	2009-10	L	69-76	N	2010-11	W	82-62	H		
1994-95	L	63-67	H	2007-08	W	83-74	H	1924-25	L	25-32	A	<b>Virginia Tech (2-5)</b>	1922-23	L	23-26	N	<b>Western Mich. (1-0)</b>	2003-04	W	71-58	N				
	L	58-62	A	2009-10	W	84-71	H	1925-26	L	20-21	A	1961-62	L	78-79	N	<b>Wichita State (1-0)</b>	2004-05	W	65-63	H					
1995-96	W	65-55	H	<b>Tennessee Tech (14-5)</b>	1929-30	L	37-42	A	1932-33	W	35-21	H	1962-63	W	80-72	H	<b>William &amp; Mary (5-0)</b>	1954-55	W	86-61	H				
	L	79-94	A	1937-38	W	34-31	H	1933-34	L	15-19	A	1964-65	L	64-69	A	1955-56	W	89-80	H	1956-57	W	80-65	H		
1996-97	W	66-53	H		L	16-21	A		W	39-22	H	1974-75	W	75-72	H	1999-00	W	81-60	H	2012-13	W	64-50	H		
1997-98	W	80-79	H	1939-40	W	37-35	H	1934-35	W	28-25	N	1975-76	L	85-99	A	<b>Wisconsin (0-1)</b>	2011-12	L	57-60	N					
	L	90-76	A	1943-44	W	59-42	H	1935-36	W	23-21	A	1977-78	L	75-76	H	<b>Wittenberg (1-2)</b>	1922-23	L	14-28	A					
1998-99	L	67-78	H		W	56-32	A	1947-48	L	50-34	H	<b>Virginia Union (1-0)</b>	1978-79	W	75-63	N	1931-32	L	24-39	A					
	L	62-63	A	1944-45	L	44-50	A		L	44-31	H	<b>Wabash (0-3)</b>	1907-08	L	7-27	H	1965-66	W	87-59	H					
1999-00	W	76-73	A		L	40-54	A	1948-49	W	56-64	N	1922-23	L	21-32	A	<b>Wofford (4-0)</b>	1995-96	W	97-59	H					
	W	85-72	H	1976-77	W	106-71	H	1950-51	L	55-90	A	1924-25	L	14-15	A	1999-00	W	92-61	H	2000-01	W	75-53	H		
2000-01	L	50-72	A	1977-78	L	71-72	A	1951-52	W	84-63	H	<b>Wake Forest (5-4)</b>	1965-66	W	102-82	H	2003-04	W	90-59	H					
	L	70-78	H	1978-79	W	99-78	H	1952-53	L	53-76	A	1966-67	W	88-82	A	<b>Wyoming (1-0)</b>	1958-59	W	70-65	H					
2001-02	L	65-67	H	1980-81	W	97-64	H	1953-54	L	63-71	H	1982-83	L	68-75	H	<b>Xavier (Ohio) (1-5)</b>	1935-36	L	37-39	A					
	W	67-62	A	1986-87	W	89-65	H	1954-55	L	58-62	A	1993-94	W	91-83	H	1947-48	L	42-79	A						
2002-03	L	66-71	A	1991-92	W	96-89	H	1955-56	W	74-67	H	1994-95	L	51-63	A		L	42-62	H						
	L	65-70	H	1994-95	W	90-56	H	1956-57	W	71-53	A	1997-98	W	72-68	N	1996-97	L	68-80	N						
2003-04	L	66-76	A	1996-97	W	82-61	H	1957-58	W	80-65	H	1999-00	L	68-83	H	2011-12	L	70-82	H						
	W	61-58	H	2003-04	W	98-79	H	1958-59	W	64-62	A	2006-07	L	78-88	A	2012-13	W	66-64	A						
2004-05	W	88-63	A	2006-07	W	75-62	N	1959-60	W	68-64	H	<b>Washington (Mo.) (1-1)</b>	1948-49	W	47-43	A	<b>Yale (4-1)</b>	1907-08	L	23-27	H				
	W	67-62	H	2008-09	W	83-63	H	1960-61	W	63-60	A	1949-50	L	53-55	H	1952-53	W	95-67	H						
2005-06	L	62-69	A	<b>Texas (4-3)</b>	1950-51	L	49-55	N	1961-62	W	77-65	H	<b>Wash. &amp; Lee (2-1)</b>	1916-17	L	8-26	A	1959-60	W	76-65	H				
	L	59-68	H	1951-52	L	49-65	N	1962-63	W	80-69	A	1926-27	W	44-32	N	1961-62	W	79-69	H						
2006-07	W	82-81	H	1952-53	W	84-66	H	1963-64	W	96-64	H	1954-55	W	104-88	H	1984-85	W	87-72	H						
	L	57-84	A	1954-55	W	94-67	N	1964-65	W	85-67	A	<b>Washington State (1-0)</b>	2006-07	W	78-74	N									
2007-08	L	60-80	A	1956-57	W	94-67	H	1965-66	W	85-62	H	<b>West Virginia (0-1)</b>	2010-11	L	71-74	N									
	W	72-69	H	1988-89	W	94-79	H	2001-02	L	91-69	H	<b>Western Carolina (2-0)</b>	1982-83	W	81-66	H									
2008-09	L	63-76	H	2013-14	L	64-70	A	2002-03	W	97-72	A	2000-01	W	85-63	H										
	L	50-69	A	<b>Texas A&amp;M (4-0)</b>	1955-56	W	79-69	H	<b>Tulsa (1-0)</b>	1950-51	W	56-49	N	<b>Western Ky. (14-11)</b>	1925-26	L	29-34	A							
2009-10	W	85-76	A	1951-52	L	49-55	N	1958-59	W	80-65	H	1926-27	W	40-20	A										
	W	90-71	H	1952-53	W	84-66	H	1959-60	W	68-64	H	1929-30	W	32-18	A										
2010-11	L	64-67	A	1954-55	W	94-67	N	1960-61	W	63-60	A	1936-37	L	27-40	A										
	L	51-60	H	1956-57	W	94-67	H	1961-62	W	77-65	H		L	15-35	H										
2011-12	W	65-47	H	1988-89	W	94-79	H	1962-63	W	80-69	A	1937-38	L	25-39	H										
	L	61-68	A	2013-14	L	64-70	A	1963-64	W	96-64	H		L	18-38	A										
2012-13	L	57-58	A	<b>Texas Tech (6-2)</b>	1951-52	W	55-49	H	1964-65	W	85-67	A	1938-39	L	31-51	A									
	L	46-58	H	1952-53	W	84-66	H	2001-02	L	77-87	A		W	53-49	H										
2013-14	W	64-60	H	1954-55	W	94-67	N	2002-03	W	66-46	H														
	L	38-76	A	1956-57	W	94-67	H	<b>Union (2-0)</b>	1911-12	W	95-24	A													
<b>Chattanooga (13-3)</b>	1958-59	W	70-65	H	1958-59	W	64-62	A	1913-14	W	54-20	A													
1908-09	W	32-17	A	1959-60	W	68-64	H	<b>Utah State (2-0)</b>	1987-88	W	80-77	N													
	W	52-23	H	1960-61	W	63-60	A	1987-88	W	80-77	N														
1921-22	W	20-13	A	1961-62	W	77-65	H	2007-08	W	77-56	N														
	L	24-29	A	1962-63	W	80-69	A	<b>Valparaiso (2-0)</b>	1996-97	W	74-66	H													
1922-23	W	28-27	A	1963-64	W	113-56	H	1996-97	W	74-66	H														
	W	34-22	A	2003-04	W	95-60	A	2007-08	W	87-78	H														
1923-24	W	34-22	A	2004-05	W	78-55	H	<b>Vermont (2-0)</b>	1973-74	W	91-56	H													
	L	26-28	A	<b>UTEP (1-0)</b>	2012-13	W	73-49	N	1984-85	W	73-55	H													
1931-32	L	26-28	A	2012-13	W	73-49	N	<b>Villanova (0-2)</b>	1993-94	L	73-80	N													
1936-37	W	34-28	H	<b>UTPA (1-0)</b>	2004-05	W	90-54	H	2012-13	L	52-62	H													
	L	29-30	A	2004-05	W	90-54	H	<b>Virginia (5-1)</b>	1952-53	W	90-83	H													
1937-38	W	44-30	A	<b>Texas Tech (6-2)</b>	1951-52	W	55-49	H	1958-59	W	75-64	H													
	W	61-24	A	1952-53	W	84-66	H	1979-80	L	86-89	H														
1948-49	W	66-51	A	1954-55	W	94-67	N	<b>Texas Wesleyan (1-0)</b>	1979-80	W	110-85	H													
	W	75-40	H	1956-57	W	94-67	H	1979-80	W	110-85	H														
1960-61	W	92-78	H	1988-89	W	94-79	H																		
	W	93-64	H	2013-14	L	64-70	A																		
1986-87	W	93-64	H																						
2001-02	W	69-57	N																						
<b>Tenn.-Martin (5-0)</b>	1993-94	W	102-66	H																					
	1997-98	W	87-57	H																					
	1999-00	W	87-64	H																					
	2003-04	W	94-60	H																					



# VS. THE CONFERENCES

<u>American Athletic</u>	<u>Record</u>	<u>Pct.</u>
Central Florida	-	-
Cincinnati	1-6	.143
Connecticut	0-3	.000
East Carolina	1-0	1.000
Houston	1-1	.500
Memphis	8-6	.571
Rutgers	-	-
South Florida	2-1	.667
Southern Methodist	14-6	.700
Temple	1-2	.333
Tulane	23-11	.676
Tulsa	1-0	1.000
<b>Total</b>	<b>52-36</b>	<b>.590</b>

<u>America East</u>	<u>Record</u>	<u>Pct.</u>
Albany	-	-
Binghamton	-	-
Hartford	-	-
Maine	-	-
Maryland-Baltimore County	-	-
Mass.-Lowell	-	-
New Hampshire	1-0	1.000
Stony Brook	-	-
Vermont	2-0	1.000
<b>Total</b>	<b>3-0</b>	<b>1.000</b>

<u>Atlantic Coast</u>	<u>Record</u>	<u>Pct.</u>
Boston College	4-4	.500
Clemson	8-5	.615
Duke	5-10	.333
Florida State	3-1	.750
Georgia Tech	40-32	.555
Louisville	7-9	.438
Maryland	0-1	.000
Miami (Fla.)	-	-
North Carolina	4-6	.400
North Carolina State	3-1	.775
Pittsburgh	1-1	.500
Syracuse	1-1	.500
Virginia	5-1	.833
Virginia Tech	2-5	.286
Wake Forest	5-4	.556
<b>Total</b>	<b>88-81</b>	<b>.521</b>

<u>Atlantic Sun</u>	<u>Record</u>	<u>Pct.</u>
Florida Gulf Coast	-	-
Jacksonville	1-1	.500
Kennesaw State	-	-
Lipscomb	23-4	.846
North Florida	-	-
Northern Kentucky	-	-
S.C.-Upstate	-	-
Stetson	1-0	1.000
<b>Total</b>	<b>25-5</b>	<b>.833</b>

<u>Atlantic 10</u>	<u>Record</u>	<u>Pct.</u>
Davidson	4-2	.667
Dayton	4-0	1.000
Duquesne	-	-
Fordham	0-1	.000
George Mason	-	-
George Washington	2-0	1.000
La Salle	1-0	1.000
Massachusetts	2-0	1.000
Rhode Island	0-2	.000
Richmond	2-1	.667
Saint Louis	5-4	.625
St. Bonaventure	1-0	1.000
St. Joseph's (Pa.)	1-0	1.000
Virginia Commonwealth	2-0	1.000
<b>Total</b>	<b>24-10</b>	<b>.706</b>

<u>Big East</u>	<u>Record</u>	<u>Pct.</u>
Butler	0-5	.000
Creighton	0-3	.000
DePaul	3-0	1.000

Georgetown	1-3	.250
Marquette	3-3	.500
Notre Dame	4-5	.444
Providence	1-1	.500
St. John's (N.Y.)	1-5	.167
Seton Hall	1-0	1.000
Villanova	0-2	.000
Xavier (Ohio)	1-5	.167
<b>Total</b>	<b>15-32</b>	<b>.319</b>

<u>Big Sky</u>	<u>Record</u>	<u>Pct.</u>
Eastern Washington	-	-
Idaho	-	-
Idaho State	-	-
Montana	-	-
Montana State	-	-
North Dakota	-	-
Northern Arizona	-	-
Northern Colorado	-	-
Portland State	-	-
Sacramento State	-	-
Southern Utah	-	-
Weber State	-	-
<b>Total</b>	<b>0-0</b>	<b>.000</b>

<u>Big South</u>	<u>Record</u>	<u>Pct.</u>
Campbell	1-0	1.000
Charleston Southern	-	-
Coastal Carolina	-	-
Gardner-Webb	-	-
High Point	1-0	1.000
Liberty	1-0	1.000
Longwood	1-0	1.000
UNC-Asheville	3-0	1.000
Presbyterian	1-0	1.000
Radford	-	-
Winthrop	-	-
<b>Total</b>	<b>11-0</b>	<b>1.000</b>

<u>Big Ten</u>	<u>Record</u>	<u>Pct.</u>
Illinois	3-6	.333
Indiana	3-6	.333
Iowa	-	-
Michigan	2-6	.250
Michigan State	1-0	1.000
Minnesota	0-4	.000
Nebraska	5-2	.714
Northwestern	4-1	.800
Ohio State	4-3	.571
Penn State	2-1	.666
Purdue	1-1	.500
Wisconsin	0-1	.000
<b>Total</b>	<b>25-31</b>	<b>.446</b>

<u>Big 12</u>	<u>Record</u>	<u>Pct.</u>
Baylor	8-1	.889
Iowa State	3-4	.429
Kansas	2-2	.500
Kansas State	4-5	.444
Oklahoma	2-0	1.000
Oklahoma State	1-1	.500
Texas	4-3	.571
TCU	4-1	.800
Texas Tech	6-2	.750
West Virginia	0-1	.000
<b>Total</b>	<b>34-20</b>	<b>.630</b>

<u>Big West</u>	<u>Record</u>	<u>Pct.</u>
Cal-State Fullerton	-	-
Cal-State Northridge	1-0	1.000
UC-Davis	-	-
UC-Irvine	-	-
UC-Santa Barbara	-	-
UC-Riverside	-	-
Cal-Poly SLO	1-0	1.000

Hawaii	2-0	1.000
Long Beach State	1-0	1.000
<b>Total</b>	<b>5-0</b>	<b>1.000</b>

<u>Colonial</u>	<u>Record</u>	<u>Pct.</u>
College of Charleston	2-0	1.000
Delaware	-	-
Drexel	-	-
Elon	1-0	1.000
Hofstra	1-0	1.000
James Madison	1-0	1.000
UNC-Wilmington	1-0	1.000
Northeastern	-	-
Towson	-	-
William & Mary	5-0	1.000
<b>Total</b>	<b>11-0</b>	<b>1.000</b>

<u>Conference USA</u>	<u>Record</u>	<u>Pct.</u>
Alabama-Birmingham	4-1	.800
Charlotte	0-1	.000
Florida Atlantic	-	-
Florida International	-	-
Louisiana Tech	1-1	.500
Marshall	1-0	1.000
Middle Tennessee State	29-5	.853
North Texas	-	-
Old Dominion	-	-
Rice	15-3	.833
Southern Mississippi	1-1	.500
Texas-San Antonio	-	-
UTEP	1-0	1.000
Western Kentucky	14-11	.560
<b>Total</b>	<b>66-23</b>	<b>.74</b>

<u>Great West</u>	<u>Record</u>	<u>Pct.</u>
New Jersey Inst. of Tech.	-	-
<b>Total</b>	-	-

<u>Ivy League</u>	<u>Record</u>	<u>Pct.</u>
Brown	-	-
Columbia	2-1	.666
Cornell	3-0	1.000
Dartmouth	2-2	.500
Harvard	2-0	1.000
Pennsylvania	2-1	.666
Princeton	4-0	1.000
Yale	4-1	.800
<b>Total</b>	<b>18-5</b>	<b>.783</b>

<u>Metro Atlantic Athletic</u>	<u>Record</u>	<u>Pct.</u>
Canisius	-	-
Fairfield	-	-
Iona	2-0	1.000
Manhattan	2-0	1.000
Monmouth	1-1	.500
Marist	0-1	.000
Niagra	-	-
Quinnipiac	-	-
Rider	-	-
St. Peter's	-	-
Siena	0-1	.000
<b>Total</b>	<b>5-3</b>	<b>.625</b>

<u>Mid-American</u>	<u>Record</u>	<u>Pct.</u>
Akron	-	-
Ball State	-	-
Bowling Green	2-0	1.000
Buffalo	-	-
Central Michigan	1-0	1.000
Eastern Michigan	-	-
Kent	-	-
Miami (Ohio)	4-1	.800
Northern Illinois	-	-
Ohio	1-0	1.000
Toledo	4-0	1.000
Western Michigan	1-0	1.000
<b>Total</b>	<b>13-1</b>	<b>.929</b>



# VS. THE CONFERENCES

<u>Mid-Eastern Athletic</u>	<u>Record</u>	<u>Pct.</u>
Bethune-Cookman	-	-
Coppin State	-	-
Delaware State	-	-
Florida A&M	1-0	1.000
Hampton	1-0	1.000
Howard	2-1	.667
Maryland-Eastern Shore	-	-
Morgan State	-	-
Norfolk State	-	-
North Carolina A&T State	2-0	1.000
North Carolina Central	-	-
Savannah State	-	-
South Carolina State	1-0	1.000
<b>Total</b>	<b>7-1</b>	<b>.875</b>

<u>Horizon League</u>	<u>Record</u>	<u>Pct.</u>
Cleveland State	1-1	.500
Detroit Mercy	-	-
Illinois-Chicago	0-1	.000
Oakland	-	-
Valparaiso	2-0	1.000
Wisconsin-Green Bay	-	-
Wisconsin-Milwaukee	-	-
Wright State	-	-
Youngstown State	-	-
<b>Total</b>	<b>3-2</b>	<b>.600</b>

<u>Missouri Valley</u>	<u>Record</u>	<u>Pct.</u>
Bradley	3-0	1.000
Drake	1-1	.500
Evansville	2-4	.333
Illinois State	1-0	1.000
Indiana State	1-2	.333
Loyola (Chicago)	0-3	.000
Missouri State	-	-
Northern Iowa	-	-
Southern Illinois	1-1	.500
Wichita State	1-0	1.000
<b>Total</b>	<b>10-11</b>	<b>.476</b>

<u>Mountain West</u>	<u>Record</u>	<u>Pct.</u>
Air Force	2-0	1.000
Boise State	-	-
Colorado State	-	-
Fresno State	-	-
Nevada	-	-
Nevada-Las Vegas	-	-
New Mexico	3-0	1.000
San Diego State	-	-
San Jose State	-	-
Utah State	2-0	1.000
Wyoming	1-0	1.000
<b>Total</b>	<b>8-0</b>	<b>1.000</b>

<u>Northeast Conference</u>	<u>Record</u>	<u>Pct.</u>
Bryant	-	-
Central Connecticut State	-	-
Fairleigh Dickinson	-	-
Long Island	-	-
Mount State Mary's (Md.)	-	-
Robert Morris	-	-
Sacred Heart	-	-
St. Francis (N.Y.)	-	-
St. Francis (Pa.)	1-0	1.000
Wagner	-	-
<b>Total</b>	<b>1-0</b>	<b>1.000</b>

<u>Ohio Valley</u>	<u>Record</u>	<u>Pct.</u>
Austin Peay	14-1	.929
Belmont	4-0	1.000
Eastern Illinois	-	-
Eastern Kentucky	3-0	1.000
Jacksonville State	1-0	1.000
Morehead State	4-0	1.000
Murray State	3-2	.600
Southern Illinois-Edwardsville	-	-

Southeast Missouri State	1-0	1.000
Tennessee State	7-0	1.000
Tennessee Tech	14-5	.737
Tennessee-Martin	5-0	1.000
<b>Total</b>	<b>56-8</b>	<b>.875</b>

<u>Pacific 12</u>	<u>Record</u>	<u>Pct.</u>
Arizona	2-0	1.000
Arizona State	0-3	.000
California	-	-
Colorado	-	-
Oregon	5-3	.625
Oregon State	1-0	1.000
Southern California	1-4	.200
Stanford	0-2	.000
UCLA	1-0	1.000
Utah	-	-
Washington	-	-
Washington State	1-0	1.000
<b>Total</b>	<b>11-12</b>	<b>.478</b>

<u>Patriot League</u>	<u>Record</u>	<u>Pct.</u>
American	1-0	1.000
Army	3-0	1.000
Boston	-	-
Bucknell	1-0	1.000
Colgate	1-0	1.000
Holy Cross	2-1	.666
Lafayette	1-0	1.000
Lehigh	2-0	1.000
Loyola (Md.)	-	-
Navy	2-2	.500
<b>Total</b>	<b>13-3</b>	<b>.813</b>

<u>Southeastern</u>	<u>Record</u>	<u>Pct.</u>
Alabama	65-67	.492
Arkansas	11-19	.366
Auburn	85-51	.625
Florida	64-62	.508
Georgia	90-48	.652
Kentucky	46-139	.249
Louisiana State	60-51	.541
Mississippi	74-43	.632
Mississippi State	76-46	.623
Missouri	4-4	.500
South Carolina	28-25	.528
Tennessee	70-113	.383
Texas A&M	4-0	1.000
<b>Total</b>	<b>677-667</b>	<b>.505</b>

<u>Southern</u>	<u>Record</u>	<u>Pct.</u>
The Citadel	5-0	1.000
East Tennessee State	8-0	1.000
Furman	6-1	.857
Mercer	9-5	.643
UNC Greensboro	2-0	1.000
Samford	4-0	1.000
UT Chattanooga	13-3	.813
Virginia Military Institute	3-0	1.000
Western Carolina	2-0	1.000
Wofford	4-0	1.000
<b>Total</b>	<b>56-9</b>	<b>.862</b>

<u>Southland</u>	<u>Record</u>	<u>Pct.</u>
Abilene Christian	-	-
Central Arkansas	1-0	1.000
Houston Baptist	-	-
Incarnate Word	-	-
Lamar	-	-
McNeese State	-	-
New Orleans	3-0	1.000
Nicholls State	1-0	1.000
Northwestern State (La.)	-	-
Sam Houston State	-	-
Southeastern Louisiana	2-0	1.000
Stephen F. Austin	-	-

Texas A&M-Corpus Christi	-	-
<b>Total</b>	<b>7-0</b>	<b>1.000</b>

<u>Southwestern Athletic</u>	<u>Record</u>	<u>Pct.</u>
Alabama A&M	6-0	1.000
Alabama State	-	-
Alcorn State	-	-
Arkansas-Pine Bluff	-	-
Grambling State	1-0	1.000
Jackson State	-	-
Mississippi Valley State	1-0	1.000
Prairie View A&M	-	-
Southern	-	-
Texas Southern	-	-
<b>Total</b>	<b>8-0</b>	<b>1.000</b>

<u>Summit League</u>	<u>Record</u>	<u>Pct.</u>
Denver	-	-
IPFW	-	-
IUPUI	2-0	1.000
Nebraska Omaha	-	-
North Dakota St.	-	-
Oral Roberts	-	-
South Dakota	-	-
South Dakota St.	-	-
Western Illinois	-	-
<b>Total</b>	<b>2-0</b>	<b>1.000</b>

<u>Sun Belt</u>	<u>Record</u>	<u>Pct.</u>
Appalachian State	3-1	.750
Arkansas-Little Rock	1-0	1.000
Arkansas State	3-0	1.000
Georgia Southern	1-0	1.000
Georgia State	1-0	1.000
Louisiana-Lafayette	1-0	1.000
Louisiana-Monroe	-	-
South Alabama	1-0	1.000
Texas-Arlington	-	-
Texas State-San Marcos	-	-
Troy	-	-
<b>Total</b>	<b>11-1</b>	<b>.917</b>

<u>West Coast</u>	<u>Record</u>	<u>Pct.</u>
Brigham Young	1-0	1.000
Gonzaga	-	-
Loyola Marymount	1-0	1.000
Pacific	-	-
Pepperdine	-	-
Portland	2-0	1.000
St. Mary's (Calif.)	2-0	1.000
San Diego	-	-
San Francisco	1-0	1.000
Santa Clara	-	-
<b>Total</b>	<b>7-0</b>	<b>1.000</b>

<u>Western Athletic</u>	<u>Record</u>	<u>Pct.</u>
Cal State Bakersfield	-	-
Chicago State	-	-
Grand Canyon	-	-
Missouri-Kansas City	-	-
New Mexico State	3-0	1.000
Seattle	-	-
Texas Pan-American	1-0	1.000
Utah Valley	-	-
<b>Total</b>	<b>4-0</b>	<b>1.000</b>



# NON-CONFERENCE OPPONENTS

## Trevecca

**Nov. 16 • Memorial Gym**  
Team Information  
Head Coach: Sam Harris, 30th year  
Overall Record: 487-476 (29)  
School Record: 326-308 (20)  
2013-14 Overall Record: 7-19  
2013-14 G-Mac Record: 4-10  
Media Relations  
Contact: Greg Ruff  
Phone: (615)-248-1606  
E-mail: gruff@trevecca.edu

## Lipscomb

**Nov. 20 • Memorial Gym**  
Team Information  
Head Coach: Casey Alexander, 4th year  
Overall Record: 39-51 (3)  
School Record: 15-15 (1)  
2013-14 Overall Record: 15-15  
2013-14 Atlantic Sun Record: 10-8  
Media Relations  
Contact: Jamie Gilliam  
Phone: (615)-966-5166  
E-mail: jamie.gilliam@lipscomb.edu

## Tennessee State

**Nov. 23 • Memorial Gym**  
Team Information  
Head Coach: Dana Ford, 1st year  
Overall Record: 0-0  
School Record: 0-0  
2013-14 Overall Record: 5-25  
2013-14 OVC Record: 4-12  
Media Relations  
Contact: Jeff Carr  
Phone: (615)-963-5674  
E-mail: jcarr5@tnstate.edu

## Norfolk State

**Nov. 25 • Memorial Gym**  
Team Information  
Head Coach: Robert Jones, 2nd year  
Overall Record: 19-15 (1)  
School Record: 19-15 (1)  
2013-14 Overall Record: 19-15  
2013-14 MEAC Record: 11-5  
Media Relations  
Contact: Matt Michalec  
Phone: (757) 823-2628  
E-mail: mmichalec@nsu.edu

## Rutgers

**Nov. 28 • Brooklyn, N.Y.**  
Team Information  
Head Coach: Eddie Jordan, 11th year  
Overall Record: 269-364 (12)  
School Record: 12-21 (1)  
2013-14 Overall Record: 12-21  
2013-14 AAC Record: 5-13  
Media Relations  
Contact: Kevin Lorincz  
Phone: (732)-445-7028  
E-mail: klorincz@scarletknights.com

## Virginia (Possible Opp.)

**Nov. 29 • Brooklyn, N.Y.**  
Team Information  
Head Coach: Tony Bennett, 9th year  
Overall Record: 175-93 (8)  
School Record: 106-60 (5)  
2013-14 Overall Record: 30-7  
2013-14 ACC: 16-2  
Media Relations  
Contact: Erich Bacher  
Phone: (720)-318-5538  
E-mail: bacher@virginia.edu

## LaSalle (Possible Opp.)

**Nov. 29 • Brooklyn, N.Y.**  
Team Information  
Head Coach: John Giannini (26)  
Overall Record: 455-303 (25)  
School Record: 158-154 (10)  
2013-14 Overall Record: 15-16  
2013-14 A-10 Record: 7-9  
Media Relations  
Contact: Kevin Bonner  
Phone: (215)-951-1513  
E-mail: bonner@lasalle.edu

## Baylor

**Dec. 4 • Baylor**  
Team Information  
Head Coach: Scott Drew, 13th year  
Overall Record: 224-161 (12)  
School Record: 204-150 (11)  
2013-14 Overall Record: 26-12  
2013-14 Big 12 Record: 9-9  
Media Relations  
Contact: David Kaye  
Phone: (254)-710-4389  
E-mail: david\_kaye@baylor.edu

## Purdue

**Dec. 13 • Nashville, Tenn.**  
Team Information  
Head Coach: Matt Painter, 12th year  
Overall Record: 216-117 (11)  
School Record: 191-112 (10)  
2013-14 Overall Record: 15-17  
2013-14 Big Ten Record: 5-13  
Media Relations  
Contact: Chris Forman  
Phone: (765) 494-3201  
E-mail: cforman@purdue.edu

## Western Carolina

**Dec. 16 • Memorial Gym**  
Team Information  
Head Coach: Larry Hunter, 35th year  
Overall Record: 732-424 (34)  
School Record: 140-152  
2013-14 Overall Record: 19-15  
2012-13 SoCon Record: 10-6  
Media Relations  
Contact: Sean Forrester  
Phone: (828)-227-2655  
E-mail: stforrester@email.wcu.edu

## Georgia Tech

**Dec. 20 • Atlanta, Ga.**  
Team Information  
Head Coach: Brian Gregory, 12th year  
Overall Record: 215-146 (11)  
School Record: 43-52 (3)  
2013-14 Overall Record: 16-17  
2013-14 ACC Record: 6-12  
Media Relations  
Contact: Mike Stamus  
Phone: (404)-218-9723  
E-mail: mstamus@athletics.gatech.edu

## Penn

**Dec. 22 • Memorial Gym**  
Team Information  
Head Coach: Jerome Allen, 6th year  
Overall Record: 56-85 (5)  
School Record: same  
2013-14 Overall Record: 8-20  
2013-14 Ivy League Record: 5-9  
Media Relations  
Contact: Matt Mahoney  
Phone: (215)-898-9232  
E-mail: mahoneyw@upenn.edu

## Saint Louis

**Dec. 31 • St. Louis, Mo.**  
Team Information  
Head Coach: Jim Crews, 27th year  
Overall Record: 409-362 (26)  
School Record: 55-14 (2)  
2013-14 Overall Record: 27-7  
2013-14 A-10 Record: 13-3  
Media Relations  
Contact: Brian Kunderman  
Phone: (314) 977-3346  
E-mail: bkunderm@slu.edu

## Yale

**Jan. 3 • Memorial Gym**  
Team Information  
Head Coach: James Jones, 16th year  
Overall Record: 209-222 (15)  
School Record: same  
2013-14 Overall Record: 19-14  
2013-14 Ivy League Record: 9-5  
Media Relations  
Contact: Tim Bennett  
Phone: (203)-432-1457  
E-mail: timothy.bennett@yale.edu



# SEC OPPONENTS

## Auburn

**Jan. 6 • Memorial Gym**

### Team Information

Head Coach: Bruce Pearl, 20th year  
Overall Record: 462-145 (19)  
School Record: First year  
2013-14 Overall Record: 14-16  
2013-14 SEC Record: 6-12

### Media Relations

Contact: Daniel Froehlich  
Phone: 334/844-9803  
E-mail: froehdp@auburn.edu

## Kentucky

**Jan. 20 • Lexington, Ky.**

### Team Information

Head Coach: John Calipari, 23rd year  
Overall Record: 555-175 (22)  
School Record: 152-37 (5)  
2013-14 Overall Record: 29-11  
2013-14 SEC Record: 12-6

### Media Relations

Contact: John Hayden  
Phone: 859/257-3838  
E-mail: john.hayden@uky.edu

## South Carolina

**Feb. 7 • Memorial Gym**

### Team Information

Head Coach: Frank Martin, 8th year  
Overall Record: 145-92 (7)  
School Record: 28-38 (3)  
2013-14 Overall Record: 14-20  
2013-14 SEC Record: 5-13

### Media Relations

Contact: Emily Feeney  
Phone: 803/777-7743  
E-mail: efeeney@mailbox.sc.edu

## Ole Miss

**Mar. 7 • Oxford, Miss.**

### Team Information

Head Coach: Andy Kennedy, 10th year  
Overall Record: 202-114 (9)  
School Record: 152-87 (8)  
2013-14 Overall Record: 19-14  
2013-14 SEC Record: 9-9

### Media Relations

Contact: Daniel Snowden  
Phone: 662/915-7509  
E-mail: desnowde@olemiss.edu

## Arkansas

**Jan. 10 • Fayetteville, Ark.**

### Team Information

Head Coach: Mike Anderson, 13th year  
Overall Record: 259-137 (12)  
School Record: 59-39 (3)  
2013-14 Overall Record: 22-12  
2013-14 SEC Record: 10-8

### Media Relations

Contact: Patrick Pearson  
Phone: 459/575-2752  
E-mail: pspierse@uark.edu

## LSU

**Jan. 24 • Memorial Gym**

### Team Information

Head Coach: Johnny Jones, 15th year  
Overall Record: 244-188 (13)  
School Record: 39-26 (2)  
2013-14 Overall Record: 20-14  
2012-13 SEC Record: 9-9

### Media Relations

Contact: Kent Lowe  
Phone: 225/578-1864  
E-mail: clowe@lsu.edu

## Tennessee

**Feb. 11 • Memorial Gym**

**Feb. 26 • Knoxville, Tenn.**

### Team Information

Head Coach: Donnie Tyndall, 10th year  
Overall Record: 200-107 (9)  
School Record: first year  
2013-14 Overall Record: 24-13  
2013-14 SEC Record: 11-7

### Media Relations

Contact: Tom Satkowiak  
Phone: 865/974-7501  
E-mail: tomsid@utk.edu

## Georgia

**Jan. 14 • Memorial Gym**

**Jan. 27 • Athens, Ga.**

### Team Information

Head Coach: Mark Fox, 11th year  
Overall Record: 208-120 (10)  
School Record: 85-77 (5)  
2013-14 Overall Record: 20-14  
2013-14 SEC Record: 12-6

### Media Relations

Contact: David Reiter  
Phone: 573/884-2437  
E-mail: reiterd@missouri.edu

## Texas A&M

**Jan. 31 • College Station, Texas**

### Team Information

Head Coach: Billy Kennedy, 17th season  
Overall Record: 261-228 (16)  
School Record: 50-49 (3)  
2013-14 Overall Record: 18-16  
2013-14 SEC Record: 8-10

### Media Relations

Contact: Adam Quisenberry  
Phone: 979/862-5453  
E-mail: aquisenberry@athletics.tamu.edu

## Alabama

**Feb. 14 • Tuscaloosa, Ala.**

### Team Information

Head Coach: Anthony Grant, 9th year  
Overall Record: 175-96 (8)  
School Record: 99-71 (5)  
2013-14 Overall Record: 13-19  
2013-14 SEC Record: 7-11

### Media Relations

Contact: Aaron Jordan  
Phone: 205/348-6084  
E-mail: ajordan@ia.ua.edu

## Mississippi State

**Jan. 17 • Starkville, Miss.**

**Mar. 4 • Memorial Gym**

### Team Information

Head Coach: Rick Ray, 3rd year  
Overall Record: 24-41 (2)  
School Record: 24-41 (2)  
2013-14 Overall Record: 14-19  
2013-14 SEC Record: 3-15

### Media Relations

Contact: Gregg Ellis  
Phone: 662/325-3595  
E-mail: gellis@athletics.msstate.edu

## Florida

**Feb. 3 • Memorial Gym**

**Feb. 18 • Gainesville, Fla.**

### Team Information

Head Coach: Billy Donovan, 21st year  
Overall Record: 486-189 (20)  
School Record: 451-169 (18)  
2013-14 Overall Record: 36-3  
2013-14 SEC Record: 18-0

### Media Relations

Contact: Denver Parier  
Phone: 352/375-4683 x 6119  
E-mail: DenverP@gators.uaa.ufl.edu

## Missouri

**Feb. 21 • Memorial Gym**

### Team Information

Head Coach: Kim Anderson, 13th year  
Overall Record: 274-95 (12)  
School Record: First year  
2013-14 Overall Record: 23-12  
2013-14 SEC Record: 9-9

### Media Relations

Contact: David Reiter  
Phone: 573/884-2437  
E-mail: reiterd@missouri.edu



# SEC ONLY COMPOSITE SCHEDULE

## ALL TIMES EASTERN

### JANUARY

<b>6 (Tuesday)</b>		
*Arkansas at Georgia	ESPN	7:00 p.m.
*Ole Miss at Kentucky	SEC Network	7:00 p.m.
<b>*Auburn at Vanderbilt</b>	<b>ESPNU</b>	<b>9:00 p.m.</b>
*Texas A&M at Alabama	SEC Network	9:00 p.m.

### 7 (Wednesday)

*Florida at South Carolina	SEC Network	7:00 p.m.
*Tennessee at Mississippi State	SEC Network	9:00 p.m.

### 8 (Thursday)

*LSU at Missouri	ESPN/2	7:00 p.m.
------------------	--------	-----------

### 10 (Saturday)

*Kentucky at Texas A&M	CBS Sports	1/3:30 p.m.
*Alabama at Tennessee	SEC Network	2:00 p.m.
<b>*Vanderbilt at Arkansas</b>	<b>SEC Network</b>	<b>4:30 p.m.</b>
*South Carolina at Ole Miss	FSN	5:00 p.m.
*Missouri at Auburn	SEC Network	7:00 p.m.
*Mississippi State at Florida	FSN	7:00 p.m.
*Georgia at LSU	ESPNU	9:00 p.m.

### 13 (Tuesday)

*Arkansas at Tennessee	ESPNU	7:00 p.m.
*Alabama at South Carolina	SEC Network	7:00 p.m.
*Missouri at Kentucky	ESPN	9:00 p.m.
*Mississippi State at Texas A&M	SEC Network	9:00 p.m.

### 14 (Wednesday)

*LSU at Ole Miss	SEC Network	7:00 p.m.
<b>*Georgia at Vanderbilt</b>	<b>SEC Network</b>	<b>9:00 p.m.</b>

### 15 (Thursday)

*Auburn at Florida	ESPN/2	7:00 p.m.
--------------------	--------	-----------

### 17 (Saturday)

*Texas A&M at LSU	ESPN/2	Noon
*Florida at Georgia	CBS Sports	2:00 p.m.
*Kentucky at Alabama	ESPN/2	4:00 p.m.
<b>*Vanderbilt at Mississippi State</b>	<b>FSN</b>	<b>4:00 p.m.</b>
*Tennessee at Missouri	SEC Network	6:00 p.m.
*South Carolina at Auburn	SEC Network	8:30 p.m.
*Ole Miss at Arkansas	ESPNU	9:30 p.m.

### 20 (Tuesday)

*LSU at Florida	ESPN	7:00 p.m.
*Ole Miss at Georgia	SEC Network	7:00 p.m.
*Tennessee at South Carolina	ESPNU	9:00 p.m.
<b>*Vanderbilt at Kentucky</b>	<b>SEC Network</b>	<b>9:00 p.m.</b>

### 21 (Wednesday)

*Missouri at Texas A&M	SEC Network	7:00 p.m.
*Mississippi State at Auburn	SEC Network	9:00 p.m.

### 22 (Thursday)

*Alabama at Arkansas	ESPN/2	7:00 p.m.
----------------------	--------	-----------

### 24 (Saturday)

*Kentucky at South Carolina	ESPN/2	Noon
*Texas A&M at Tennessee	FSN	1:00 p.m.
*Arkansas at Missouri	ESPN/2	2:00 p.m.
*Georgia at Mississippi State	FSN	3:00 p.m.
<b>*LSU at Vanderbilt</b>	<b>ESPNU</b>	<b>6:00 p.m.</b>
*Florida at Ole Miss	SEC Network	6:00 p.m.
*Auburn at Alabama	SEC Network	8:30 p.m.

### 27 (Tuesday)

<b>*Vanderbilt at Georgia</b>	<b>SEC Network</b>	<b>7:00 p.m.</b>
*Florida at Alabama	ESPN	9:00 p.m.
*Tennessee at Arkansas	ESPNU	9:00 p.m.
*Texas A&M at Auburn	SEC Network	9:00 p.m.

### 28 (Wednesday)

*South Carolina at LSU	SEC Network	7:00 p.m.
*Mississippi State at Ole Miss	SEC Network	9:00 p.m.

### 29 (Thursday)

*Kentucky at Missouri	ESPN	9:00 p.m.
-----------------------	------	-----------

### 31 (Saturday)

*Auburn at Tennessee	ESPN/2	Noon
*Arkansas at Florida	CBS Sports	1:00 p.m.
*LSU at Mississippi State	SEC Network	2:00 p.m.
*Georgia at South Carolina	ESPNU	4:00 p.m.
*Ole Miss at Missouri	FSN	4:00 p.m.
<b>*Vanderbilt at Texas A&amp;M</b>	<b>SEC Network</b>	<b>4:30 p.m.</b>
*Alabama at Kentucky	SEC Network	7:00 p.m.

## FEBRUARY

### 3 (Tuesday)

*Georgia at Kentucky	ESPNU	7:00 p.m.
*Mississippi State at Tennessee	SEC Network	7:00 p.m.
<b>*Florida at Vanderbilt</b>	<b>ESPN</b>	<b>9:00 p.m.</b>
*South Carolina at Arkansas	SEC Network	9:00 p.m.

### 4 (Wednesday)

*Texas A&M at Ole Miss	SEC Network	7:00 p.m.
*Missouri at Alabama	SEC Network	9:00 p.m.

### 5 (Thursday)

*Auburn at LSU	ESPN/2	7:00 p.m.
----------------	--------	-----------

### 7 (Saturday)

*Tennessee at Georgia	ESPN/2	Noon
*Mississippi State at Arkansas	SEC Network	4:00 p.m.
<b>*South Carolina at Vanderbilt</b>	<b>FSN</b>	<b>4:00 p.m.</b>
*Alabama at LSU	ESPN/2	6:00 p.m.
*Texas A&M at Missouri	ESPNU	6:00 p.m.
*Ole Miss at Auburn	SEC Network	6:30 p.m.
*Kentucky at Florida	ESPN	9:00 p.m.

### 10 (Tuesday)

*Kentucky at LSU	ESPN	7:00 p.m.
*Missouri at South Carolina	SEC Network	7:00 p.m.
*Arkansas at Auburn	ESPNU	9:00 p.m.
*Alabama at Mississippi State	SEC Network	9:00 p.m.

### 11 (Wednesday)

*Georgia at Texas A&M	SEC Network	7:00 p.m.
<b>*Tennessee at Vanderbilt</b>	<b>SEC Network</b>	<b>9:00 p.m.</b>

### 12 (Thursday)

*Ole Miss at Florida	ESPN/2	7:00 p.m.
----------------------	--------	-----------

### 14 (Saturday)

*Auburn at Georgia	FSN	2:00 p.m.
*South Carolina at Kentucky	ESPN/2	2:00 p.m.
*LSU at Tennessee	SEC Network	4:00 p.m.
*Mississippi State at Missouri	ESPNU	4:00 p.m.
*Florida at Texas A&M	SEC Network	6:30 p.m.
<b>*Vanderbilt at Alabama</b>	<b>ESPNU</b>	<b>8:00 p.m.</b>
*Arkansas at Ole Miss	SEC Network	9:00 p.m.

### 17 (Tuesday)

*Kentucky at Tennessee	ESPN	7:00 p.m.
*South Carolina at Georgia	SEC Network	7:00 p.m.
*Alabama at Auburn	ESPNU	9:00 p.m.
*LSU at Texas A&M	SEC Network	9:00 p.m.

### 18 (Wednesday)

<b>*Vanderbilt at Florida</b>	<b>SEC Network</b>	<b>7:00 p.m.</b>
*Missouri at Arkansas	SEC Network	9:00 p.m.

### 19 (Thursday)

*Ole Miss at Mississippi State	ESPN/2	9:00 p.m.
--------------------------------	--------	-----------

### 21 (Saturday)

*Texas A&M at South Carolina	SEC Network	Noon
------------------------------	-------------	------

*Florida at LSU	CBS Sports	1:00 p.m.
<b>*Missouri at Vanderbilt</b>	<b>SEC Network</b>	<b>2:30 p.m.</b>
*Arkansas at Mississippi State	FSN	4:00 p.m.
*Auburn at Kentucky	ESPN/2	6:00 p.m.
*Tennessee at Ole Miss	ESPNU	7:30 p.m.
*Georgia at Alabama	ESPN2	8:00 p.m.

### 24 (Tuesday)

*LSU at Auburn	ESPNU	7:00 p.m.
*South Carolina at Alabama	SEC Network	7:00 p.m.
*Florida at Missouri	ESPN	9:00 p.m.
*Texas A&M at Arkansas	SEC Network	9:00 p.m.

### 25 (Wednesday)

*Kentucky at Mississippi State	SEC Network	7:00 p.m.
*Georgia at Ole Miss	SEC Network	9:00 p.m.

### 26 (Thursday)

*Vanderbilt at Tennessee	ESPN/2	7:00 p.m.
--------------------------	--------	-----------

### 28 (Saturday)

*Missouri at Georgia	ESPNU	Noon
*Ole Miss at LSU	FSN	2:00 p.m.
<b>*Alabama at Vanderbilt</b>	<b>FSN</b>	<b>4:00 p.m.</b>
*Arkansas at Kentucky	CBS Sports	4:00 p.m.
*Mississippi State at S. Carolina	SEC Network	6:00 p.m.
*Auburn at Texas A&M	SEC Network	8:30 p.m.
*Tennessee at Florida	ESPN/2	TBD

## MARCH

### 3 (Tuesday)

*Ole Miss at Alabama	SEC Network	7:00 p.m.
*Kentucky at Georgia	ESPN	9:00 p.m.
*Texas A&M at Florida	ESPNU	9:00 p.m.
*Auburn at Missouri	SEC Network	9:00 p.m.

### 4 (Wednesday)

*Tennessee at LSU	SEC Network	7:00 p.m.
<b>*Mississippi State at Vanderbilt</b>	<b>SEC Network</b>	<b>9:00 p.m.</b>

### 5 (Thursday)

<b>*Arkansas at South Carolina</b>	<b>ESPN/2</b>	<b>7:00 p.m.</b>
------------------------------------	---------------	------------------

### 7 (Saturday)

*Alabama at Texas A&M	FSN	2:00 p.m.
*Florida at Kentucky	CBS Sports	2:00 p.m.
*Georgia at Auburn	SEC Network	4:00 p.m.
*South Carolina at Tennessee	FSN	4:00 p.m.
*Missouri at Mississippi State	SEC Network	6:30 p.m.
<b>*Vanderbilt at Ole Miss</b>	<b>SEC Network</b>	<b>9:00 p.m.</b>
*LSU at Arkansas	ESPN/2	TBD

## 2015 SEC MEN'S BASKETBALL TOURNAMENT

<b>12 (Wednesday)</b>		
SEC Tournament Game 1	SEC Network	7:00 p.m.
SEC Tournament Game 2	SEC Network	9:00 p.m.

<b>13 (Thursday)</b>		
SEC Tournament Game 3	SEC Network	1:00 p.m.
SEC Tournament Game 4	SEC Network	3:00 p.m.
SEC Tournament Game 5	SEC Network	7:00 p.m.
SEC Tournament Game 6	SEC Network	9:00 p.m.

<b>14 (Friday)</b>		
SEC Tournament Game 7	SEC Network	1:00 p.m.
SEC Tournament Game 8	SEC Network	3:00 p.m.
SEC Tournament Game 9	SEC Network	7:00 p.m.
SEC Tournament Game 10	SEC Network	9:00 p.m.

<b>15 (Saturday)</b>		
SEC Tournament Game 9	ESPN	1:00 p.m.
SEC Tournament Game 10	ESPN	3:00 p.m.

<b>16 (Sunday)</b>		
Championship Game (Game 11)	ESPN	1:00 p.m.

Game Times and Dates are subject to change.

All times Eastern

\*SEC Game

# COMMODORES

## 2014-15 Schedule

Date	Opponent	Location	Time	TV
Thurs., Nov. 6	Illinois-Springfield (exhib)	Memorial Gym	7 p.m.	TBA
Tues., Nov. 11	Sewanee (exhib)	Memorial Gym	7 p.m.	TBA
Sun., Nov. 16	Trevecca	Memorial Gym	2 p.m.	SEC Network +
Thurs., Nov. 20	Lipscomb	Memorial Gym	8 p.m.	FSN
Sun., Nov. 23	Tennessee State <sup>^</sup>	Memorial Gym	6 p.m.	FSN
Tues., Nov. 25	Norfolk State <sup>^</sup>	Memorial Gym	7 p.m.	SEC Network +
Fri., Nov. 28	Rutgers	Brooklyn, N.Y.	6 p.m.	NBC SN
Sat., Nov. 29	Virginia/LaSalle	Brooklyn, N.Y.	6/8:30 p.m.	NBC SN
<b>2014 Barclays Center Classic</b>				
Thurs., Dec. 4	<b>Baylor#</b>	Memorial Gym	6 p.m.	ESPNU
Sat., Dec. 13	<b>Purdue</b>	Memorial Gym	8 p.m.	SEC Network
Tues., Dec. 16	<b>Western Carolina</b>	Memorial Gym	8 p.m.	SEC Network
Sat., Dec. 20	Georgia Tech	Atlanta, Ga.	1 p.m.	ESPN3
Mon., Dec. 22	<b>Penn</b>	Memorial Gym	7 p.m.	SEC Network +
Wed., Dec. 31	Saint Louis	Saint Louis, Mo.	1 p.m.	FSN Midwest
Sat., Jan. 3	<b>Yale</b>	Memorial Gym	1 p.m.	SEC Network +
Tues., Jan. 6	<b>Auburn*</b>	Memorial Gym	8 p.m.	ESPNU
Sat., Jan. 10	Arkansas*	Fayetteville, Ark.	3:30 p.m.	SEC Network
Wed., Jan. 14	<b>Georgia*</b>	Memorial Gym	8 p.m.	SEC Network
Sat., Jan. 17	Mississippi State*	Starkville, Miss.	3 p.m.	FSN
Tues., Jan. 20	Kentucky*	Lexington, Ky.	8 p.m.	SEC Network
Sat., Jan. 24	<b>LSU*</b>	Memorial Gym	5 p.m.	ESPNU
Tues., Jan. 27	Georgia*	Athens, Ga.	6 p.m.	SEC Network
Sat., Jan. 31	Texas A&M*	College Station, Texas	3:30 p.m.	SEC Network
Tues., Feb. 3	<b>Florida*</b>	Memorial Gym	8 p.m.	ESPN
Sat., Feb. 7	<b>South Carolina*</b>	Memorial Gym	3 p.m.	FSN
Wed., Feb. 11	<b>Tennessee*</b>	Memorial Gym	8 p.m.	SEC Network
Sat., Feb. 14	Alabama*	Tuscaloosa, Ala.	7 p.m.	ESPNU
Wed., Feb. 18	Florida*	Gainesville, Fla.	6 p.m.	SEC Network
Sat., Feb. 21	<b>Missouri*</b>	Memorial Gym	1:30 p.m.	SEC Network
Thurs., Feb. 26	Tennessee*	Knoxville, Tenn.	6 p.m.	ESPN/ESPN2
Sat., Feb. 28	<b>Alabama*</b>	Memorial Gym	3 p.m.	FSN
Wed., Mar. 4	<b>Mississippi State*</b>	Memorial Gym	8 p.m.	SEC Network
Sat., Mar. 7	Ole Miss*	Oxford, Miss.	8 p.m.	SEC Network
Wed.-Sun., Mar. 11-15	SEC Tournament	Nashville, Tenn.	TBA	SEC Network/ESPN
Tues.-Wed., Mar. 17-18	NCAA First Four	Dayton, Ohio	TBA	truTV
Thurs.-Sun., Mar. 19-22	NCAA 2nd & 3rd Rounds	TBA	TBA	CBS, TBS, TNT, TruTV
Thurs.-Sun., Mar. 26-29	NCAA Regionals	TBA	TBA	TBS/CBS
Sat.-Mon., April 4-6	NCAA Final Four	Indianapolis, Ind.	TBA	TBS/CBS

+ Exhibition; ^Barclays Center Classic; #SEC/Big 12 Challenge; \* SEC Game; **Bold - Home game; All Times Central**

# COMMODORES



## VANDERBILT

BASKETBALL



@VANDYMBB

VUCOMMODORES.COM